

V-BELTS

Rubber V-belts



MEGADYNE

Introduction to V-belts	3	Narrow wrapped V-belts RMA (Oleostatic)	42
Product range	6	Classical raw edge V-belts (Linea Gold)	46
Technical calculation	7	Narrow raw edge V-belts DIN (Linea-X - Linea Gold)	50
Belt selection charts	10	Variable speed V-belts (Varisect)	56
Calculation example	12	Double V-belts (Esaflex)	62
Belt tensioning	13	Bare-back V-belts (XDV2)	66
Length measuring and groove pulleys	14	Banded V-belts (Pluriband)	70
Storage maintenance and useful advices	16	Useful formulas and conversion table	73
Belt installation	17		
Classical wrapped V-belts (Extra - Oleostatic - Oleostaic gold)	18		
Narrow wrapped V-belts DIN (Extra - Oleostatic - Oleostaic gold)	32		

INTRODUCTION TO V-BELTS




Megadyne V-belts have been used for decades in the most different industries and applications, offering drive solutions to customers all over the world.

Applied technology guarantees such a dimensional precision in V-belts which allows them to be suitable for multiple transmissions. This dimensional stability continues also during belt use.

The variety of belt sizes available allows the application of Megadyne V-belt in a wide range of drive applications, such as:

- machine tools
- industrial washing machines
- textile machines
- continuous paper machines
- high power mills
- stone crushers



The main V-belt components are:

- 1) Belt body made of a special rubber compound which provides, due to its excellent mechanical characteristics, high transmission efficiency and assures a minimum rubber wear off;
- 2) Tensile member consisting in high-strength low-stretch cords, which grant length stability over the belt life time;
- 3) Fabric jacket or cover made of fabric, protecting the tensile member and permitting the use of back side idler.

MECHANICAL AND CHEMICAL FEATURES

- smooth starting and running
- wide range of driven speed
- low maintenance
- high efficiency
- extremely wide horsepower ranges
- dampen vibration between driver and driven pulleys
- silent operations
- long life service
- easy installation
- reduction in drive dimension
- working temperature range from -30°C to $+80/90^{\circ}\text{C}$ (see details in family pages)
- oil and heat resistance
- antistatic properties

MEGAMATCH MEGA MATCH

All V-belts carrying the MEGA MATCH logo are made and supplied according to the matching set tolerances and limits indicated by the relevant international standards (ISO, RMA, etc)

INTRODUCTION TO V-BELTS



WRAPPED BELTS

EXTRA

Extra belts were designed to offer durable and reliable performances on light and medium-duty drives. They represent an affordable solution for transmission systems of all industrial sectors.

OLEOSTATIC

Oleostatic rubber belts are developed with high resistant tensile elements, they are characterised by high performances, length stability during belts life, conductivity, oil and heat resistance. They are particularly suitable for centrifugal pumps, compressor, tool machines, generators, high power mills and stone mills.

OLEOSTATIC GOLD

Different materials and design features, together with an improved production process, have led to the development of a new class of higher rated wrapped V-belts. The new OLEOSTATIC GOLD V-belts products family can operate in a wide range of industrial applications, within a large spread of load capacities and speeds — offering rated performance from 100 to 8,000 RPM and power capability from 1 to 400 kW, meanwhile granting large cost advantages for the end users.



Oleostatic Gold structure:

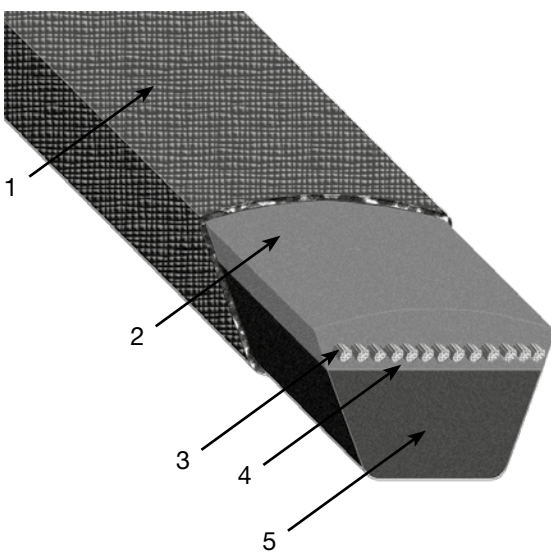
- 1) FABRIC: Double cover ply - CR Dip.

A reinforced, double fabric cover is plied around the belt to protect it against contamination and moisture. Its increased flexibility allows the belt to bend more easily around the smallest pulleys with far less strain on the fabric, while assuring a smoother running drive.

- 2) TOP CUSHION: SBR compound + Fibers
- 3) TENSILE CORD: H.T. Polyester

The tensile section is made up of a multiple number of high-strength, low elongation polyester cords, completely embedded in the adhesion layers, to enhance resistance to tension and flex-fatigue. Each cord is individually and specially coated to secure a long-lasting bond with the surrounding rubber and to grant a longer operational lifetime. In addition the belt requires significantly less retensioning and take-up due to its cord's consistent length stability. Longer belt life means less frequent replacement, less downtime and lower maintenance costs.

- 4) BOTTOM CUSHION: SBR compound + Fibers
- 5) BODY COMPOUND: Polychloroprene (CR) based





RAW EDGE

LINEA-X

These belts have been specifically developed to run where small pulleys diameters and high transmission ratios put a limit to the use of wrapped belts of the same section.

Compared to wrapped belts, the LINEA-X family offers important improvements, like specific compounds and special production technology. In particular the transverse orientation of the fibers improves the cord support capacity of the body section and reinforces its transverse rigidity, while maintaining, (due to the cogged profile and the precision-ground sidewalls) the highest longitudinal flexibility and running stability. These characteristics guarantee an excellent structure with advantages such as: high transmission ratios, improved grip and resistance to continuous bending.



LINEA GOLD

The NEW generation of raw edge belts

New materials, advanced design features and an innovative production process has led MEGADYNE to develop a new generation of raw edge V-belt drives that outperform, in a wide range of industrial applications, all the previous drives equipped with standard raw edge belts, granting large cost advantages for the end users and greater design flexibility for the engineers. The belt has a narrow cross section and a raw edge construction, based on a new EPDM rubber compound which can withstand chemically aggressive environments, ageing, ozone, UV and heat.

Linea Gold structure:

1) BACKSIDE FABRIC

A textile fabric is plied on the belt backside to protect it against contamination and moisture.

Its flexibility gives the belt excellent reversed bending properties when backside idlers are used and protects the belt against wear.

2) ADHESION LAYERS

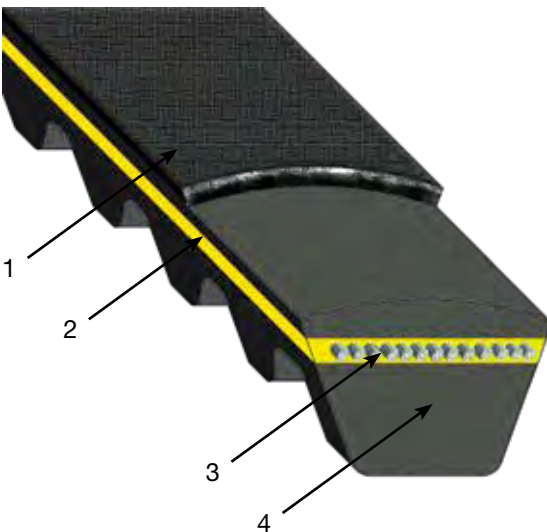
An innovative, colored, EPDM compound located immediately above and below the belt cords, guarantees the best possible bonding with the under cord body material.

3) TENSILE CORD

The tensile section is made up of a multiple number of high-strength, low elongation polyester tensile cords which are completely embedded in the adhesion layers and vulcanized as one solid unit to enhance resistance to tensile and flex-fatigue forces. On request, for special extreme requirements, aramid or glassfibre cords are also available.

4) BODY COMPOUND

A newly developed EPDM compound, with high-performance fibers embodied in the rubber matrix, provides to the belt with superior abrasion and wear resistance. The transversal orientation of the fibers improves the cord support capacity of the body section and reinforces its transversal rigidity, while maintaining, in connection with the cogged profile and the precision-ground sidewalls, the utmost longitudinal flexibility and running stability.





SECTIONS

- Z E
- A 20
- B 25
- C 45
- D 50

Classical wrapped V-belts

(Extra - Oleostatic - Oleostatic Gold)



SECTIONS

- AX
- BX
- CX

Classical raw edge V-belts

(Linea Gold)



SECTIONS

- SPZ
- SPA
- SPB
- SPC

Narrow wrapped V-belts DIN

(Extra - Oleostatic Gold)



SECTIONS

- XPZ
- XPA
- XPB
- XPC

Narrow raw edge V-belts DIN

(Linea-X - Linea Gold)



SECTIONS

- 3V
- 5V
- 8V

Narrow wrapped V-belts RMA

(Oleostatic)



SECTIONS

- | | |
|-------|-------|
| 13x6 | 36x12 |
| 17x6 | 37x10 |
| 21x7 | 42x13 |
| 22x8 | 47x13 |
| 26x8 | 52x16 |
| 28x8 | 55x16 |
| 30x10 | 65x20 |
| 32x10 | 70x20 |

Variable speed V-belts

(Varisect)



SECTIONS

- XDV2-38
- XDV2-48
- XDV2-58

Xtra Duty V-belts

(XDV2)



SECTIONS

- AA
- BB
- CC

Double V-belts

(Esaflex)

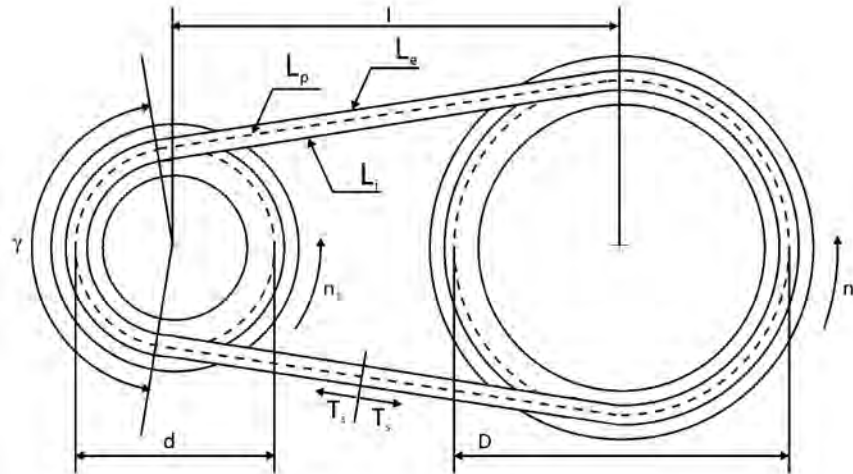


SECTIONS

- | | |
|------|------|
| RA | RSPC |
| RB | R3V |
| RC | R5V |
| RSPZ | R8V |
| RSPA | R3VX |
| RSPB | R5VX |

Banded V-belts

(Pluriband)



Symbol	Unit	Definition	Symbol	Unit	Definition
C_γ		correction factor C_γ	L_p	mm	pitch length (effective)
C_L		correction factor C_L	n_1	RPM	speed of smaller pulley (faster)
C_c		correction factor C_c	n_2	RPM	speed of bigger pulley (slower)
d	mm	pitch diameter of smaller pulley	P	kW	power to be transmitted
D	mm	pitch diameter of bigger pulley	P_a	kW	actual power of the transmission
l	mm	theoretical center distance	P_b	kW	basic performance of a single belt
l_e	mm	effective center distance	P_c	kW	corrected power
i		transmission ratio	P_d	kW	difference to P_b due to $K \neq 1$
L'	mm	calculated pitch length	Q		number of belts
L_e	mm	external length ($L_p + \Delta_e$)	T_s	N	static belt tension
L_i	mm	internal length ($L_p - \Delta_i$)	v	m/s	peripheral belt speed
			γ	°	arc of contact

BELT SECTION

Necessary data for selection of the belt section:

P = power to be transmitted in kW

n_1 = speed in RPM of the smaller pulley

n_2 = speed in RPM of the bigger pulley

It is necessary to correct the power P by a coefficient C_c (see table 1 page 6) which considers into account the actual operating conditions.

Corrected power P_c is given by:

$$P_c = P \cdot C_c$$

The graphs gives a guiding criterion for the section of the belt.

TRANSMISSION RATIO

Transmission ratio is calculated as follows:

$$i = \frac{n_1}{n_2} = \frac{D}{d}$$

where D is the pitch diameter of larger pulley and d is the pitch diameter of the smaller pulley.

TECHNICAL CALCULATION

Peripheral speed of the belts is determined by

$$v = \frac{d \cdot n_1}{19100}$$

If the drive being calculated is of the V/flat type (one V pulley and one flat pulley) it is necessary to find the corresponding pitch diameter of the flat pulley.

The pitch diameter of the flat faced pulley is obtained by increasing its external diameter by the amount in millimetres shown in the following table:

Z	A	B	C	D	E	19	20	25
8	10	14	20	24	33	16	15	19

PITCH LENGTH OF THE BELT AND CORRECT CENTER DISTANCE

Whenever the shaft center distance l is not predetermined by the layout of the drive, the optimum distance may be chosen as follows:

$$1 < i < 3 \quad l \geq \frac{(i+1) \cdot d}{2} + d$$

$$i > 3 \quad l \geq D$$

The pitch length is determined by:

$$L' = 2 \cdot l + 1,57 \cdot (D+d) + \frac{(D-d)^2}{4l}$$

From the list of belt sizes, should be selected the belt pitch length L_p nearest to the value of L' above calculated.

Since $L' \neq L_p$ the center distance " l " may be varied by subtracting half $L' - L_p$. Therefore the effective center distance of the drive will be:

$$l_e = l - \frac{(L' - L_p)}{2}$$

NUMBER OF BELTS

The basic performance P_b is the power which a single belt transmits under the following conditions:

- $i = 1$

This configuration corresponds to 180° arc of contact belt on both pulleys;

- $i \neq 1$

The difference of kW-rating P_d is the power which the belt transmits in excess of P_b because $i \neq 1$ in service conditions. The actual kW-rating P_a is the power which the belt transmits in operating conditions and is obtained by means of:

$$P_a = (P_b + P_d) \times C_g \times C_L$$

Table 4 (see belt family pages) gives the values of P_b according to RPM and d (smaller diameter) and the values of P_d according to RPM and i .

Table 2 (bottom of this page) and 3 (see belt family pages) give values of the coefficients C_γ and C_L taking into account the operating conditions.

The arc of contact γ of the belt on the smaller pulley is determined by:

$$\gamma = 180^\circ - 57 \cdot \frac{D-d}{l_e}$$

The number of belts Q necessary for the transmission of the power P_c is determined by:

$$Q = \frac{P_c}{P_a}$$

The number of belts actually is obtained in general by rounding up Q to the next highest whole number.

TABLE 1 - TYPE OF MOTOR

(1)	Drivers	(2)
AC electric motors: high slip, squirrel cage, synchronous; DC electric motors: parallel excitation; multi-cylinder internal combustion engines; gas or steam turbines.		AC electric motors: high torque, high slip, single phase, wound rotor, commutator; DC electric motors: series and compound excitation; single-cylinder internal combustion engines with direct coupling or with countershaft; steam engines.

Applications	Daily operating hours					
	0-8 ⁽¹⁾	8-16 ⁽¹⁾	16-24 ⁽¹⁾	0-8 ⁽²⁾	8-16 ⁽²⁾	16-24 ⁽²⁾
Light use Centrifugal pumps and compressors, belt conveyors, (light materials) fans and pumps up to 7,5 kW.	1,1	1,1	1,2	1,1	1,2	1,3
Normal use Shears for steel sheet presses, belt and chain conveyors, (heavy material) sifters, generator sets, machine tools, kneading machines, industrial washing machines, printing presses, fans and pumps over 7,5 kW.	1,1	1,2	1,3	1,2	1,3	1,4
Heavy use Hammer mills, piston compressors, belt conveyors for heavy loads, lifters, textile machines, continuous paper machines, piston and dredging pumps, ripping saws.	1,2	1,3	1,4	1,4	1,5	1,6
Extra heavy use High power mills, stone crushers, calendars, mixer, cranes, diggers, dredgers.	1,3	1,4	1,5	1,5	1,6	1,8

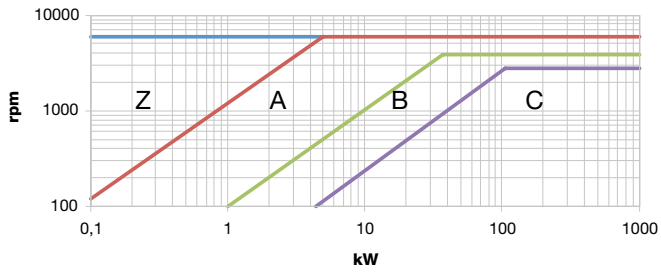
TABLE 2 - Correction factor C_γ (T/T=V/V drives; T/P=V/Flat drives; γ =arc of contact on the smaller pulley)

γ	180°	175°	170°	165°	160°	155°	150°	145°	140°	135°	130°	125°	120°	115°	110°	105°	100°	90°	
C_γ	T/T	1	0,99	0,98	0,96	0,95	0,93	0,92	0,90	0,89	0,87	0,86	0,84	0,82	0,80	0,78	0,76	0,74	0,69
	T/P	0,75	0,76	0,77	0,79	0,80	0,81	0,82	0,83	0,84	0,85	0,86	0,84	0,82	0,80	0,78	0,76	0,74	0,69

WRAPPED V-BELTS SELECTION CHARTS

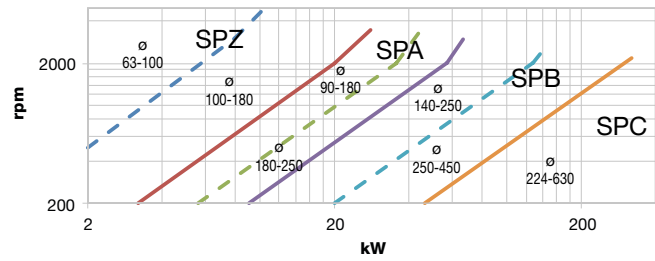
Classical wrapped V-belts

EXTRA

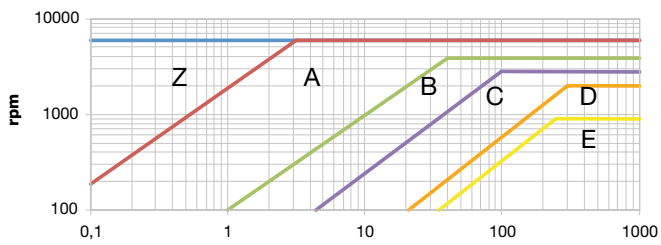


Narrow wrapped V-belts DIN

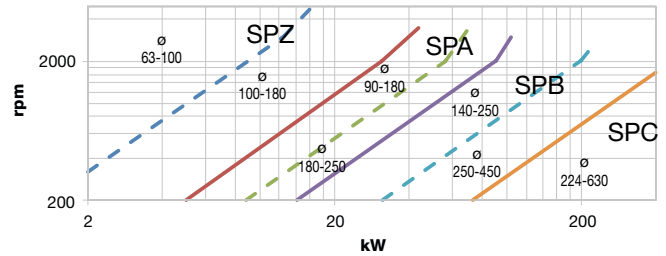
EXTRA



OLEOSTATIC GOLD

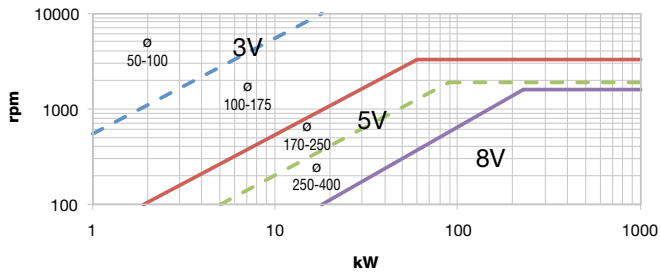


OLEOSTATIC GOLD

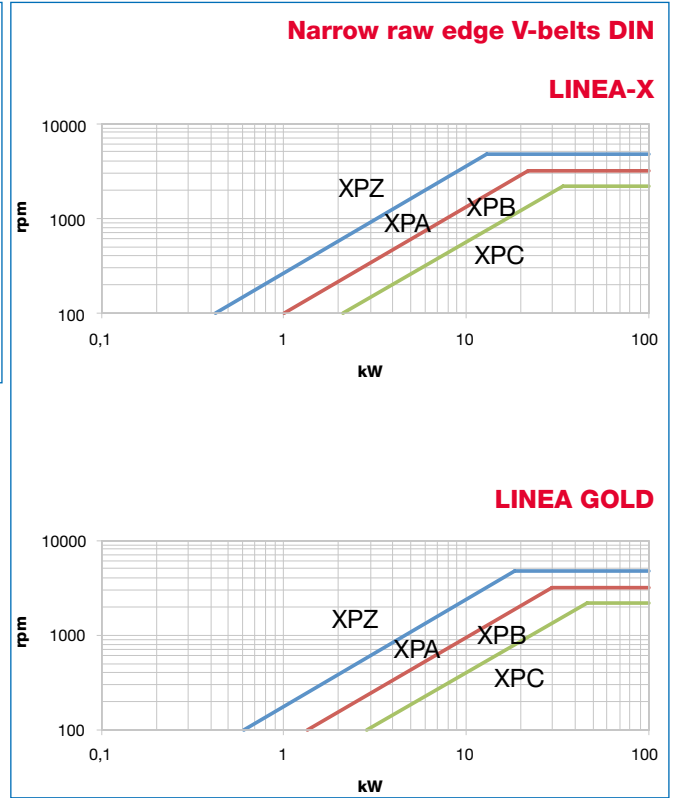
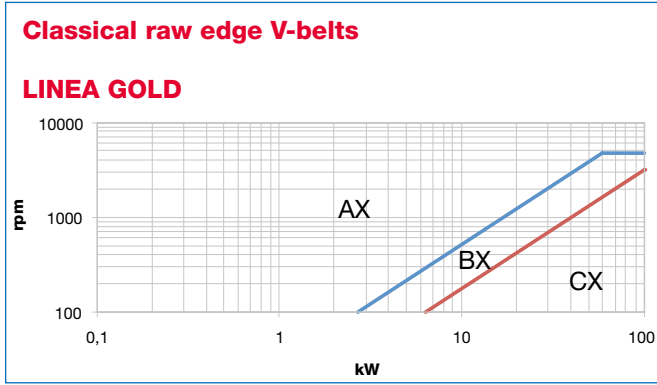


Narrow wrapped V-belts RMA

OLEOSTATIC



RAW EDGE V-BELTS SELECTION CHARTS



CALCULATION EXAMPLE

EXAMPLE

$P = 22 \text{ kW}$

$n_1 = 1200 \text{ RPM}$

$n_2 = 660 \text{ RPM}$

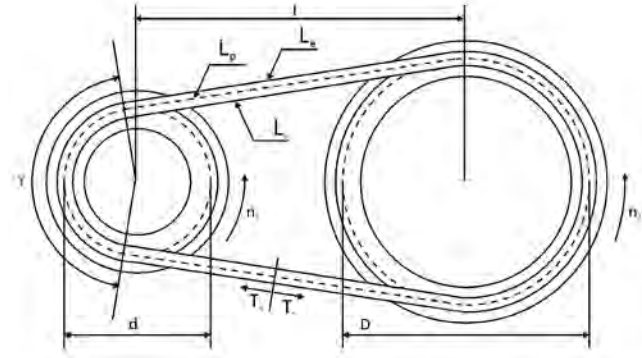
Textile machine operating 12 hours a day

Type of motor: ac electric motor, normal torque

The correction coefficient is 1,3 (see table 1)

The corrected power is:

$$P_c = 22 \cdot 1,3 = 28,6 \text{ kW}$$



BELT SELECTION

From selection charts, for $P_c = 28,6$ and $n_1 = 1200 \text{ RPM}$ it is appropriate to choose section B.

TRANSMISSION RATIO

The transmission ratio can be calculated as follows:

$$i = \frac{n_1}{n_2} = \frac{1200}{660} = 1,82$$

Considering diameter $d = 250 \text{ mm}$ for the smaller pulley, the pitch diameter of the larger pulley is:

$$D = i \cdot d = 1,82 \cdot 250 = 455 \text{ mm}$$

Peripheral speed of the belts is determined by

$$v = \frac{d \cdot n_1}{19100}; \quad v = \frac{0,052 \cdot 250 \cdot 1200}{19100} = 15,7 \text{ m/s}$$

BELT PITCH LENGTH AND CORRECT CENTER DISTANCE

For $i = 1,82$ (i.e. $1 < i < 3$) the center distance is given by:

$$l \geq \frac{(i+1) \cdot d}{4} + d \quad \text{so} \quad l = 610 \text{ mm}$$

The pitch length of the belt is determined by:

$$L' = 2 \cdot l + 1,57 \cdot (D+d) + \frac{(D-d)^2}{4 \cdot l};$$

$$L' = 2 \cdot 610 + 1,57 \cdot (455+250) + \frac{(455-250)^2}{4 \cdot 610} = 2344 \text{ mm}$$

From the list of belt sizes (see table on belt family pages), should be selected the belt pitch length L_p nearest to the value of L' previously calculated.

The center distance "l" may be varied by subtracting half $L' - L_p$. Therefore the effective centre distance of the drive will be:

$$l_e = l - \frac{L' - L_p}{2}$$

Having selected **Oleostatic Gold B 91** ($L_p = 2355 \text{ mm}$), the actual shaft center distance is calculated by:

$$l_e = 610 - \frac{2344 - 2355}{2} = 615,5 \text{ mm}$$

From table 4 of B section (d=250 mm; 1200 RPM; K=1,82):

$$P_b = 11,57 \text{ kW}$$

$$P_d = 0,48 \text{ kW}$$

The arc of contact γ of the belt on the smaller pulley is determined by:

$$\gamma = 180^\circ - 57 \cdot \frac{D-d}{l_e} = 180^\circ - 57 \cdot \frac{455-250}{616} \cong 161^\circ$$

From table 2 for $\gamma = 161^\circ$

$$C_\gamma = 0,95$$

From table 3, pag 19 for **Oleostatic Gold B 91** belt

$$C_L = 1,00$$

Therefore:

$$P_a = (11,57+0,48) \cdot 0,95 \cdot 1,00 = 11,45 \text{ kW}$$

The number of belts Q necessary for transmission of the power P_c is established by:

$$Q = \frac{P_c}{P_a} = \frac{28,6}{11,45} = 2,5$$

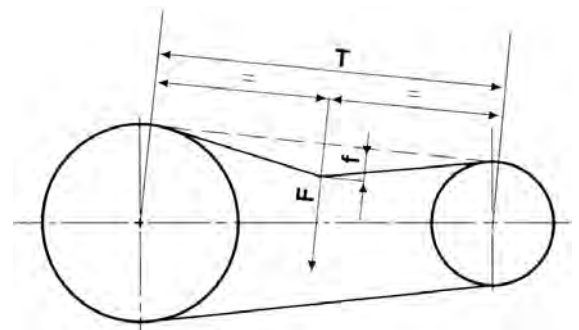
Round up to 3 belts **Oleostatic Gold B 91**.

BELT TENSIONING RECOMMENDATION

The correct belt assembling tension is given by:

$$T_s = 500 \cdot \frac{2,5-C_\alpha}{C_\alpha} \cdot \frac{P_c}{Q \cdot v} + m \cdot v^2$$

Symbol	Unit	Definition
C_α		arc correction factor
m	kg/m	belt linear mass (see belt family page)
P_c	kW	corrected power
Q		number of belts
T_s	N/strand	static belt tension
v	m/s	peripheral belt speed
α	°	arc of contact



Arc correction factor:

α [°]	180	174	169	163	157	151	145	139	133	127	120	113	106	99	91	83
C_α	1,00	0,98	0,97	0,96	0,94	0,93	0,91	0,89	0,87	0,85	0,82	0,80	0,77	0,73	0,70	0,65

LENGTH MEASURING AND GROOVE PULLEYS

BELT LENGTH MEASURING

The first and easiest way for measuring the V-belt length is by placing the belt on a flat surface, giving the belt a circular shape and finally measuring the internal length L_i by means of a measuring tape. Adding Δ_i and after Δ_e (see belt families pages) to this length, it's possible to calculate respectively L_p and L_e .

This measuring way is not very precise, even if practically easy and feasible with a tape only.

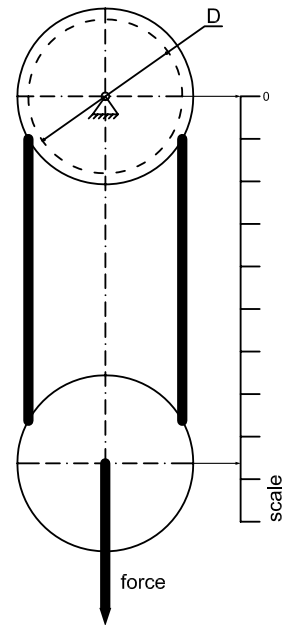
The correct way for measuring the V-belt length is by means of pulleys and dynamometer. The belt is put on 2 pulleys, specific for the family and size of the belt and having the same pitch diameter. One is fixed while the second can move on a linear graduated scale. Depending on the belt, a certain force is applied to the second pulley in order to put the complete system under tension. The correct force is tabled the relevant standards referring to the belt family.

To stabilize the system, at least 3 rotations of the pulleys are required.

The pitch length L_p is given by the pulleys pitch diameter D and center distance a in the formula:

$$L_p = 2 a * \pi_D$$

Subtracting Δ_i and adding Δ_e (see belt families pages) it's possible to calculate respectively L_i and L_e .



GROOVE PULLEYS

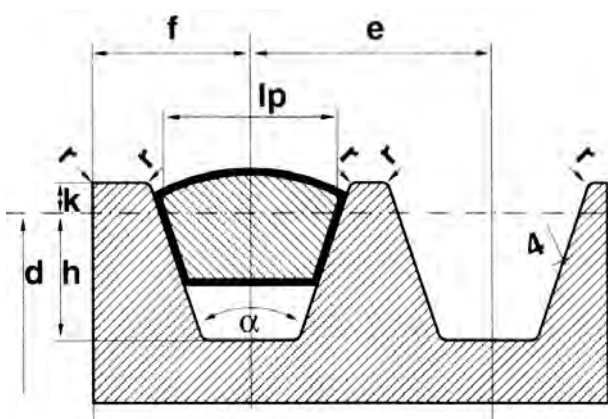
Groove pulleys for V-belts must be manufactured with care and be made of good quality steel or engineering cast iron. It is most important that the flanks of the grooves shall be perfectly smooth and show no visible sign of machining, that all sharp corners of the grooves shall be rounded off and chamfered and that the external diameter of the face shall be constant overall.

All pulleys must also be statically balanced.

Dynamic balancing is required for speeds over 30 m/second.

Profile and dimension of pulley should be in accordance to DIN 2211, BS 3790, ISO, RMA depending on the belt relevant standard.

In the drawing are shown the main characteristics and dimensions of groove pulleys for V-belts (example referring to Oleostatic belts).



- lp** = pitch width
- k** = minimum height of groove above the pitch line
- h** = minimum depth of groove below the pitch line
- α** = groove angle
- d** = pitch diameter
- e** = distance between the axes of the sections of two grooves
- f** = distance between the axis of the section of the outer groove and the rim of the pulley

LENGTH MEASURING AND GROOVE PULLEYS

The use of idlers in V-belt drives is not recommended.

However, due to particular drive requirements and limitations, use of idlers may be absolutely necessary.

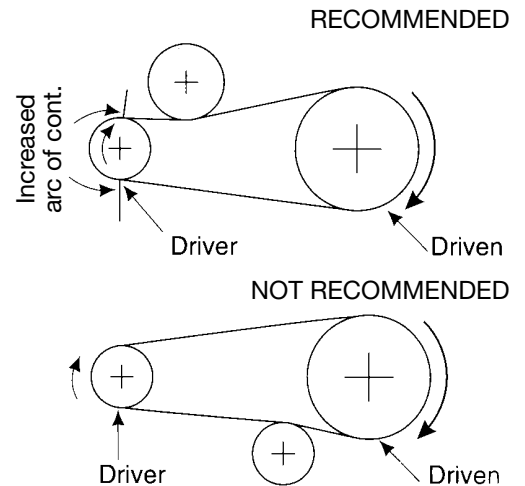
For using idlers, requirements are as follows:

1. Providing take-up for fixed center drives.
2. Turning corners (as in mule pulley drives).
3. Breaking up long spans where belt whip may be a problem.
4. Maintaining tension, when idler is spring-loaded or weighted.

A power correction (see below) is required.

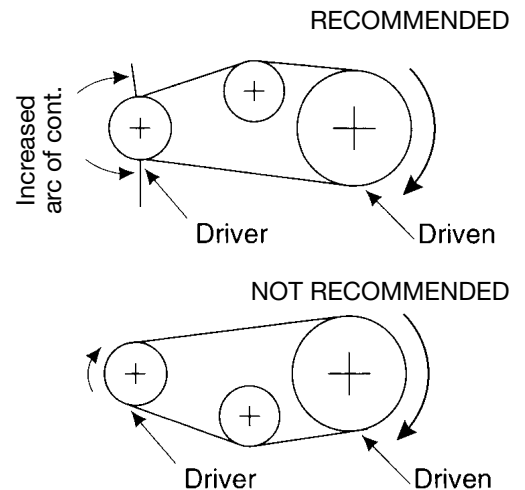
OUTSIDE IDLER

1. An outside idler should be at least one and one-third times as large as the smallest pulley on the drive, unless drive has unusually large pulleys.
2. An outside idler must be flat and without any crown.
3. To find the face width of a flat idler (between flanges if flanged) add 1 ½ times the nominal belt top width to the face width of the grooved pulley used.
4. An outside idler pulley should be located as close as possible to the preceding pulley. This is because V-belts move back and forth slightly on a flat pulley and locating it as far away from the next pulley minimizes the possibility of the belt entering that pulley in a misaligned condition.
5. Idler pulleys should be located only on the slack side of a drive.



INSIDE IDLER

1. An inside idler will decrease the arc of contact.
2. An inside idler should be at least as large as the smallest pulley on the drive, unless the drive has unusually large pulleys.
3. An inside idler should better be a grooved pulley. In alternative, flat pulleys can be used.
4. A grooved inside idler pulley may be located anywhere along the span, preferably so that it gives nearly equal arcs of contact on the two adjacent pulleys.
5. Idler pulleys should be located only on the slack side of a drive.



RATED POWER CORRECTION

Because idlers impose an additional bending stress point on the V-belt, the transmittable power is reduced.

The smaller the idler diameter, the greater the bending stress, which results in a greater reduction in rated power and belt life.

To compensate this loss, the design power of the drive must be increased.

The following table gives the approximate correction factors according to the number of pulleys in the drive.

The normal power rating should be multiplied by this factor.

No. of pulleys in drive	2	3 (one idler)	4 (two idlers)
Rating Correction Factor	1,00	0,90	0,80

Note:

As stated, the above listed factors are only approximate values and apply only when idler diameters and their location is in accordance with the above recommendations.

STORAGE MAINTENANCE AND USEFUL ADVICES

HOW TO STORE BELTS

In order to store V-Belts correctly, it is advisable to hang them on “saddles” or on large-diameter tubular brackets. This diameter should be at least ten times the height of belts cross section.

Long belts can be stacked to save space, provided that they are correctly coiled (see figures).

Short belts can be stored on shelves, but be aware that stacks should not be more than 300 mm high, as the bottom belts may be otherwise deformed.

Finally, hooks and nails are unsuitable for suspending the belts.



CONDITIONS OF STORAGE

Rubber V-belts can be stored for several years without causing any performance or reliability loss.

For a correct storage, some prescription have to be taken into account.

- Environment

The storage premises should be cool, dry and well ventilated but not draughty.

- Temperature

Storage temperature should be within +5 and +30°C.

Lower temperatures causes stiffening in the belt but are accepted in the storage. In order to avoid damages in the start-up, it becomes necessary to heat the belt up to around 20° before making it run on the machine.

Higher temperatures due to heating are to be avoided. Distance from heating sources should be at least 1 meter.

- Light

Belts should be protected from light, especially direct sunlight and artificial light with high ultraviolet rays (neon light).

- Ozone

Equipments generating ozone, like high voltage electrical machines or fluorescent light sources, should not be installed in the storage.

Also combustion gases and vapours, that can cause ozone, should be avoided.

- Chemicals

Flammable materials, lubricants, acids and any other aggressive material should not be kept in the storage. Belts elastomers may be affected or even irreparably damaged by such agents.

CLEANING

Never clean V-belts. If you need, for any reason, to clean belts use a dry towel or one soaked with a glycerine/alcohol mixture in the ratio 1:10. Other solvents such as petrol or benzene must not be used.

Sharp-edged objects must not be used for cleaning V-belts.

To ensure a long service life and high performances, it is important to design correctly the application and to take care of correct installation, maintenance and storage of the belt.

A drive must be designed in such a way to make proper provision for both installation and tensioning of the V-belts. For this purpose a take-up device is necessary; a slide adjuster on the motor is recommended to simplify installation and permit optimum tensioning.

Table 5 (see belt family pages) provides minimum variation of center distance permitted for installation and tensioning of the belts.

x	=	Take up allowance
y	=	Installation allowance
l	=	Center distance

Furthermore, the following rules must always be observed:

- 1) check the alignment of the drive pulleys;
- 2) make sure that the flanks of the grooves are clean;
- 3) adjust the tensioner to stretch the belts sufficiently;
- 4) check the tension (see following section);
- 5) check correct diameter for tensioning pulley;
- 6) protect belt from oil and other chemicals;
- 7) when installing belts, slack off tensioner and avoid using tools or implements which may damage the belts.

Pulleys with large diameters increase belt life. They must be statically balanced up to the speed of 30 m/s and dynamically balanced over this value.

TENSIONING SYSTEM

The satisfactory performance of a transmission equipped with V-belts depends on the correct fitting tension. It is therefore necessary to proceed in the following way, using the slide adjuster:

Belt tension control by deflection method

The approximate relation among deflection force, belt deflection and belt tension is given by:

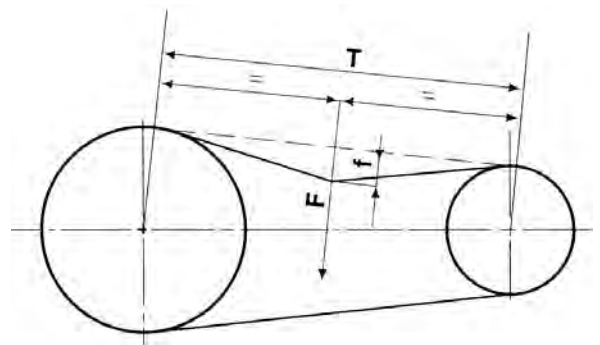
$$T_s \approx \frac{f \cdot t}{4 \cdot f}$$

Imposing a belt deflection

$$f = \frac{t}{64}$$

the deflection force should be in the range

$$F_{\min} \approx F' = \frac{T_s}{16} \quad F_{\max} \approx F'' = \frac{1,5 \cdot T_s}{16}$$



where:

Symbol	Unit	Definition
F	N	perpendicular deflection force
f	mm	belt deflection
t	mm	free span length
T_s	N/strand	static belt tension (see page 9)

Belt tension control by vibration method

$$\text{Belt vibration frequency: } F_r^2 = \frac{T_s}{4 \cdot m \cdot t^2}$$

Symbol	Unit	Definition
F_r	Hz	natural frequency of belt
m	kg/m	specific belt mass
t	m	free span length
T_s	N/strand	static belt tension (see page 9)

CLASSICAL WRAPPED V-BELTS



CLASSICAL WRAPPED V-BELTS Extra - Oleostatic - Oleostatic Gold

BELT CHARACTERISTICS

section	Z	A	B	C	D	E	20	25	45	50
a (mm)	10	13	17	22	32	40	20	25	45	50
s (mm)	6	8	11	14	19	25	12,5	16	20	20
pitch length - internal length = Δi (mm)	25	33	43	62	76	105	48	61	91	85
external length - pitch length = Δe (mm)	13	17	26	26	43	52	31	39	35	41
weight (gr/m)	60	100	175	300	610	930	240	400	1200	1365
min. pulley diam. (mm)	60	90	125	200	300	500	160	250	320	320
working temperature	-30°C / +80°C									
relevant standards	RMA/MPTA IP20 - DIN 2215 - ISO 4184									
relevant antistatic standard	ISO 1813									
materials	SBR and/or CR blend - polyester cord - cotton/polyester fabric									

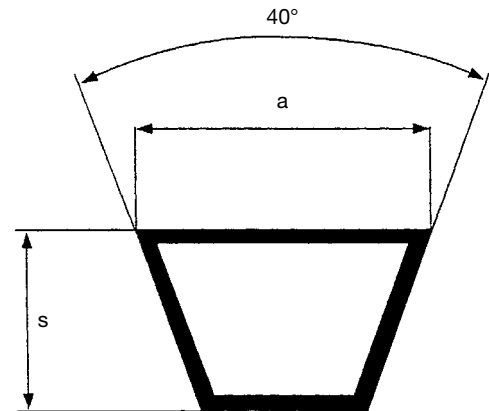


TABLE 3 - CORRECTION FACTOR C_L according to type and length of the belt

inches	9½	16	22	24	28	32	35	48	53	75	81	90	128	144	180	210	285	330	420	540	720	780	
Z	0,69	0,77	0,82	0,84	0,87	0,89	0,91	0,98	1,00														
A		0,73	0,79	0,80	0,83	0,85	0,87	0,93	0,95	1,03	1,05	1,07	1,16	1,19	1,25	1,29							
B			0,73	0,75	0,77	0,80	0,81	0,87	0,89	0,96	0,98	1,00	1,08	1,11	1,16	1,20	1,29	1,33	1,40				
C						0,72	0,73	0,79	0,80	0,87	0,88	0,90	0,97	1,00	1,05	1,09	1,16	1,20	1,27				
D										0,80	0,87	0,89	0,94	0,97	1,04	1,07	1,13	1,20	1,27				
E													0,90	0,94	1,00	1,03	1,09	1,15	1,23	1,25			
20										0,91	0,93	0,95	1,02	1,05	1,10	1,14	1,22						
25										0,82	0,83	0,85	0,92	0,95	1,00	1,03	1,10	1,13					

TABLE 5 - INSTALLATION AND TAKE UP ALLOWANCE

L (mm)	Y (mm)								X (mm)
	Z	A	B	C	D	E	20	25	
500 / 1000	15	19	25						25
1001 / 1500	15	19	25	38					38
1501 / 2500	19	19	32	38					51
2501 / 3000		25	32	38					63
3001 / 4000		25	38	38	51				75
4001 / 5000				51	51	63			90
5001 / 6000				51	51	63	51	51	101
6001 / 7000				51	63	63	51	63	113
7001 / 8500				51	63	76	51	63	127
8501 / 10500				51	63	76	51	63	152
> 10501					76	90		76	1,5% L

CLASSICAL WRAPPED V-BELTS



Code	Internal length LI (mm)	Code	Internal length LI (mm)	Code	Internal length LI (mm)	Code	Internal length LI (mm)	Code	Internal length LI (mm)	Code	Internal length LI (mm)	Code	Internal length LI (mm)
Z 16	410	Z 23 3/4	605	Z 30 3/4	785	Z 37	945	Z 44	1120	Z 56	1422	Z 69	1750
Z 18	460	Z 24	610	Z 31	787	Z 37 1/2	950	Z 45	1145	Z 57	1450	Z 70	1778
Z 19	480	Z 24 3/4	630	Z 31 1/2	800	Z 38	965	Z 46	1180	Z 58	1473	Z 71	1803
Z 19 1/2	500	Z 25	635	Z 32	815	Z 38 1/4	975	Z 47	1194	Z 59	1500	Z 73	1855
Z 20	508	Z 25 1/2	650	Z 32 1/2	825	Z 38 1/2	978	Z 47 3/4	1215	Z 59 1/2	1515	Z 75	1905
Z 20 1/2	520	Z 26	660	Z 33	840	Z 39	1000	Z 48	1225	Z 60	1525	Z 78	1982
Z 21	530	Z 26 1/2	670	Z 33 1/2	850	Z 40	1016	Z 48 1/2	1232	Z 61	1550	Z 79	2007
Z 21 1/4	540	Z 27	685	Z 34	865	Z 40 1/2	1030	Z 49	1245	Z 62	1575	Z 83 1/2	2100
Z 21 1/2	545	Z 27 1/2	700	Z 34 1/2	875	Z 41	1040	Z 50	1270	Z 63	1600	Z 88	2235
Z 21 3/4	555	Z 28	710	Z 34 1/4	870	Z 41 1/2	1050	Z 50 1/2	1285	Z 64	1625	Z 93	2360
Z 22	560	Z 28 1/2	725	Z 35	890	Z 41 3/4	1060	Z 51	1300	Z 65	1651	Z 98	2489
Z 22 1/4	565	Z 29	735	Z 35 1/2	900	Z 42	1070	Z 52	1320	Z 66	1675		
Z 22 1/2	575	Z 29 1/2	750	Z 36	915	Z 42 1/2	1080	Z 53	1345	Z 67	1700		
Z 23	585	Z 30	765	Z 36 1/2	925	Z 43	1090	Z 54	1371	Z 68	1727		
Z 23 1/2	600	Z 30 1/2	775	Z 36 3/4	935	Z 43 1/4	1100	Z 55	1400	Z 68 1/2	1740		

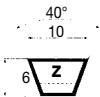
TABLE 4 - P_b (kW) referred to Ø (mm)

RPM / Ø	40	45	50	56	71	80	90	100	112	125	132	150
100	0,02	0,03	0,03	0,04	0,06	0,07	0,09	0,10	0,12	0,13	0,14	0,17
200	0,03	0,05	0,06	0,08	0,11	0,14	0,16	0,19	0,22	0,25	0,27	0,32
500	0,06	0,10	0,13	0,16	0,26	0,31	0,37	0,43	0,50	0,58	0,62	0,72
700	0,08	0,12	0,17	0,22	0,34	0,42	0,50	0,58	0,68	0,78	0,84	0,98
900	0,10	0,15	0,20	0,27	0,43	0,52	0,62	0,73	0,85	0,97	1,04	1,22
1.000	0,10	0,16	0,22	0,29	0,47	0,57	0,68	0,80	0,93	1,07	1,14	1,33
1.400	0,13	0,21	0,29	0,38	0,62	0,76	0,91	1,06	1,24	1,42	1,52	1,77
1.500	0,13	0,22	0,30	0,41	0,66	0,81	0,97	1,12	1,31	1,51	1,61	1,88
1.700	0,14	0,24	0,33	0,45	0,73	0,89	1,07	1,25	1,45	1,67	1,79	2,07
1.800	0,14	0,25	0,35	0,47	0,76	0,94	1,12	1,31	1,52	1,75	1,87	2,17
2.500	0,17	0,31	0,44	0,60	0,99	1,22	1,46	1,69	1,96	2,24	2,39	2,73
2.900	0,18	0,33	0,49	0,67	1,11	1,36	1,63	1,88	2,18	2,47	2,62	2,97
3.000	0,18	0,34	0,50	0,68	1,13	1,39	1,67	1,93	2,22	2,52	2,67	3,02
3.500	0,18	0,37	0,55	0,76	1,26	1,55	1,84	2,13	2,44	2,74	2,88	3,20
3.600	0,18	0,37	0,56	0,77	1,28	1,57	1,88	2,16	2,47	2,77	2,92	3,22
4.000	0,18	0,39	0,59	0,82	1,37	1,68	1,99	2,28	2,59	2,88	3,01	3,26*
5.000	0,17	0,41	0,65	0,92	1,54	1,86	2,19	2,46	2,71	2,90*	2,95*	
6.000	0,14	0,41	0,67	0,97	1,62	1,94	2,22	2,42*				

P_d (kW) referred to i

RPM / i	1,00/1,01	1,02/1,03	1,04/1,06	1,07/1,08	1,09/1,12	1,13/1,16	1,17/1,22	1,23/1,32	1,33/1,50	over 1,51
100	0,00	0,00	0,00	0,00	0,00	0,00	0,00	0,00	0,00	0,00
200	0,00	0,00	0,00	0,00	0,00	0,00	0,00	0,01	0,01	0,01
500	0,00	0,00	0,00	0,01	0,01	0,01	0,01	0,01	0,02	0,02
700	0,00	0,00	0,01	0,01	0,01	0,01	0,02	0,02	0,02	0,03
900	0,00	0,00	0,01	0,01	0,01	0,02	0,02	0,03	0,03	0,03
1.000	0,00	0,00	0,01	0,01	0,02	0,02	0,02	0,03	0,03	0,04
1.400	0,00	0,01	0,01	0,02	0,02	0,03	0,03	0,04	0,05	0,05
1.500	0,00	0,01	0,01	0,02	0,02	0,03	0,04	0,04	0,05	0,05
1.700	0,00	0,01	0,01	0,02	0,03	0,03	0,04	0,05	0,05	0,06
1.800	0,00	0,01	0,01	0,02	0,03	0,04	0,04	0,05	0,06	0,07
2.500	0,00	0,01	0,02	0,03	0,04	0,05	0,06	0,07	0,08	0,09
2.900	0,00	0,01	0,02	0,04	0,05	0,06	0,07	0,08	0,09	0,10
3.000	0,00	0,01	0,02	0,04	0,05	0,06	0,07	0,08	0,10	0,11
3.500	0,00	0,01	0,03	0,04	0,06	0,07	0,08	0,10	0,11	0,13
3.600	0,00	0,01	0,03	0,04	0,06	0,07	0,09	0,10	0,12	0,13
4.000	0,00	0,02	0,03	0,05	0,06	0,08	0,10	0,11	0,13	0,14
5.000	0,00	0,02	0,04	0,06	0,08	0,10	0,12	0,14	0,16	0,18
6.000	0,00	0,02	0,05	0,07	0,10	0,12	0,15	0,17	0,19	0,22

* Belt speed is greater than 30 m/s then is necessary to use dynamically balanced pulleys. A reduction in belt life can be expected. Suggested a smaller section.



Oleostatic Gold Z SECTION

Code	Internal length LI (mm)	Code	Internal length LI (mm)	Code	Internal length LI (mm)	Code	Internal length LI (mm)	Code	Internal length LI (mm)	Code	Internal length LI (mm)	Code	Internal length LI (mm)
Z 16	410	Z 23 3/4	605	Z 30 3/4	785	Z 37	945	Z 44	1120	Z 56	1422	Z 69	1750
Z 18	460	Z 24	610	Z 31	787	Z 37 1/2	950	Z 45	1145	Z 57	1450	Z 70	1778
Z 19	480	Z 24 3/4	630	Z 31 1/2	800	Z 38	965	Z 46	1180	Z 58	1473	Z 71	1803
Z 19 1/2	500	Z 25	635	Z 32	815	Z 38 1/4	975	Z 47	1194	Z 59	1500	Z 73	1855
Z 20	508	Z 25 1/2	650	Z 32 1/2	825	Z 38 1/2	978	Z 47 3/4	1215	Z 59 1/2	1515	Z 75	1905
Z 20 1/2	520	Z 26	660	Z 33	840	Z 39	1000	Z 48	1225	Z 60	1525	Z 78	1982
Z 21	530	Z 26 1/2	670	Z 33 1/2	850	Z 40	1016	Z 48 1/2	1232	Z 61	1550	Z 79	2007
Z 21 1/4	540	Z 27	685	Z 34	865	Z 40 1/2	1030	Z 49	1245	Z 62	1575	Z 83 1/2	2100
Z 21 1/2	545	Z 27 1/2	700	Z 34 1/2	875	Z 41	1040	Z 50	1270	Z 63	1600	Z 88	2235
Z 21 3/4	555	Z 28	710	Z 34 1/4	870	Z 41 1/2	1050	Z 50 1/2	1285	Z 64	1625	Z 93	2360
Z 22	560	Z 28 1/2	725	Z 35	890	Z 41 3/4	1060	Z 51	1300	Z 65	1651	Z 98	2489
Z 22 1/4	565	Z 29	735	Z 35 1/2	900	Z 42	1070	Z 52	1320	Z 66	1675		
Z 22 1/2	575	Z 29 1/2	750	Z 36	915	Z 42 1/2	1080	Z 53	1345	Z 67	1700		
Z 23	585	Z 30	765	Z 36 1/2	925	Z 43	1090	Z 54	1371	Z 68	1727		
Z 23 1/2	600	Z 30 1/2	775	Z 36 3/4	935	Z 43 1/4	1100	Z 55	1400	Z 68 1/2	1740		

TABLE 4 - P_b (kW) referred to Ø (mm)

RPM / Ø	40	45	50	56	63	71	80	85	90	95	100	106	112	125	132	140	150
100	0,03	0,04	0,05	0,06	0,07	0,09	0,11	0,12	0,13	0,14	0,14	0,16	0,17	0,19	0,21	0,22	0,24
200	0,05	0,07	0,09	0,11	0,13	0,16	0,20	0,22	0,24	0,25	0,27	0,29	0,32	0,36	0,39	0,42	0,45
300	0,06	0,09	0,12	0,15	0,19	0,24	0,28	0,31	0,34	0,36	0,39	0,42	0,46	0,52	0,56	0,60	0,65
400	0,08	0,12	0,15	0,20	0,25	0,30	0,37	0,40	0,44	0,47	0,51	0,55	0,59	0,68	0,73	0,78	0,85
500	0,09	0,14	0,18	0,24	0,30	0,37	0,45	0,49	0,53	0,58	0,62	0,67	0,72	0,83	0,89	0,95	1,04
600	0,10	0,16	0,21	0,28	0,35	0,43	0,52	0,58	0,63	0,68	0,73	0,79	0,85	0,98	1,04	1,12	1,22
700	0,12	0,18	0,24	0,31	0,40	0,49	0,60	0,66	0,72	0,78	0,83	0,90	0,97	1,12	1,20	1,29	1,40
800	0,13	0,20	0,27	0,35	0,45	0,55	0,67	0,74	0,81	0,87	0,94	1,02	1,09	1,26	1,35	1,45	1,57
900	0,14	0,22	0,29	0,39	0,49	0,61	0,75	0,82	0,89	0,97	1,04	1,13	1,21	1,40	1,49	1,61	1,74
1000	0,15	0,23	0,32	0,42	0,54	0,67	0,82	0,90	0,98	1,06	1,14	1,23	1,33	1,53	1,64	1,76	1,91
1200	0,17	0,27	0,37	0,49	0,63	0,78	0,96	1,05	1,15	1,24	1,33	1,45	1,56	1,79	1,92	2,06	2,23
1400	0,18	0,30	0,41	0,55	0,71	0,89	1,09	1,20	1,31	1,41	1,52	1,65	1,77	2,04	2,18	2,34	2,54
1600	0,20	0,33	0,46	0,61	0,79	0,99	1,22	1,34	1,46	1,58	1,70	1,84	1,98	2,28	2,44	2,62	2,83
1800	0,21	0,35	0,50	0,67	0,87	1,10	1,34	1,48	1,61	1,74	1,88	2,03	2,18	2,51	2,68	2,87	3,11
2000	0,22	0,38	0,54	0,73	0,95	1,19	1,46	1,61	1,76	1,90	2,04	2,21	2,38	2,73	2,91	3,11	3,36
2400	0,24	0,43	0,62	0,84	1,09	1,38	1,69	1,86	2,03	2,19	2,35	2,54	2,73	3,12	3,33	3,55	3,82
2800	0,25	0,47	0,68	0,94	1,22	1,55	1,90	2,09	2,27	2,46	2,64	2,84	3,05	3,47	3,68	3,91	4,18
3200	0,26	0,50	0,74	1,03	1,35	1,70	2,09	2,29	2,50	2,69	2,88	3,11	3,32	3,75	3,97	4,20	4,46
3500	0,26	0,53	0,78	1,09	1,43	1,81	2,22	2,43	2,65	2,85	3,05	3,28	3,49	3,92	4,13	4,35	4,59
4000	0,26	0,56	0,84	1,18	1,55	1,97	2,40	2,64	2,86	3,07	3,27	3,50	3,72	4,12	4,31	4,49	4,67
4600	0,26	0,58	0,90	1,27	1,68	2,12	2,59	2,82	3,05	3,26	3,46	3,68	3,87	4,21	4,34	4,44	
5000	0,24	0,59	0,93	1,32	1,75	2,20	2,67	2,91	3,14	3,34	3,53	3,72	3,89	4,15	4,23		

P_d (kW) referred to i

rpm / i	1,00 / 1,01	1,02 / 1,03	1,04 / 1,06	1,07 / 1,08	1,09 / 1,12	1,13 / 1,16	1,17 / 1,22	1,23 / 1,32	1,33 / 1,50	over 1,51
100	0,00	0,00	0,00	0,00	0,00	0,00	0,00	0,00	0,00	0,00
200	0,00	0,00	0,00	0,00	0,00	0,00	0,01	0,01	0,01	0,01
300	0,00	0,00	0,00	0,00	0,01	0,01	0,01	0,01	0,01	0,01
400	0,00	0,00	0,00	0,01	0,01	0,01	0,01	0,01	0,02	0,02
500	0,00	0,00	0,00	0,01	0,01	0,01	0,01	0,02	0,02	0,02
600	0,00	0,00	0,01	0,01	0,01	0,01	0,02	0,02	0,02	0,03
700	0,00	0,00	0,01	0,01	0,01	0,02	0,02	0,02	0,03	0,03
800	0,00	0,00	0,01	0,01	0,02	0,02	0,02	0,03	0,03	0,04
900	0,00	0,00	0,01	0,01	0,02	0,02	0,03	0,03	0,04	0,04
1000	0,00	0,00	0,01	0,01	0,02	0,02	0,03	0,03	0,04	0,04
1200	0,00	0,01	0,01	0,02	0,02	0,03	0,04	0,04	0,05	0,05
1400	0,00	0,01	0,01	0,02	0,03	0,03	0,04	0,05	0,06	0,06
1600	0,00	0,01	0,02	0,02	0,03	0,04	0,05	0,06	0,06	0,07
1800	0,00	0,01	0,02	0,03	0,04	0,04	0,05	0,06	0,07	0,08
2000	0,00	0,01	0,02	0,03	0,04	0,05	0,06	0,07	0,08	0,09
2400	0,00	0,01	0,02	0,04	0,05	0,06	0,07	0,08	0,09	0,11
2800	0,00	0,01	0,03	0,04	0,06	0,07	0,08	0,10	0,11	0,12
3200	0,00	0,02	0,03	0,05	0,06	0,08	0,10	0,11	0,13	0,14
3500	0,00	0,02	0,03	0,05	0,07	0,09	0,10	0,12	0,14	0,16
4000	0,00	0,02	0,04	0,06	0,08	0,10	0,12	0,14	0,16	0,18
4600	0,00	0,02	0,05	0,07	0,09	0,11	0,14	0,16	0,18	0,20
5000	0,00	0,02	0,05	0,07	0,10	0,12	0,15	0,17	0,20	0,22

* Belt speed is greater than 30 m/s then is necessary to use dynamically balanced pulleys. A reduction in belt life can be expected. Suggested a smaller section.

CLASSICAL WRAPPED V-BELTS



Extra A SECTION

Code	Internal length LI (mm)	Code	Internal length LI (mm)	Code	Internal length LI (mm)	Code	Internal length LI (mm)	Code	Internal length LI (mm)	Code	Internal length LI (mm)	Code	Internal length LI (mm)
A 18	457	A 31	787	A 41 1/2	1050	A 52 1/2	1337	A 73	1854	A 93	2360	A 132	3350
A 19	480	A 31 1/2	800	A 41 3/4	1060	A 53	1346	A 74	1880	A 94	2388	A 134	3404
A 20	508	A 32	813	A 42	1067	A 53 1/4	1355	A 75	1900	A 95	2413	A 136	3454
A 21	535	A 32 1/2	825	A 42 1/2	1075	A 54	1372	A 76	1930	A 96	2438	A 140	3550
A 21 3/4	552	A 33	838	A 43	1100	A 55	1400	A 77	1956	A 97	2464	A 144	3658
A 22	560	A 33 1/4	847	A 43 1/2	1105	A 56	1422	A 78	1980	A 97 1/2	2475	A 147	3737
A 23	587	A 33 1/2	850	A 43 3/4	1111	A 57	1450	A 79	2000	A 98	2500	A 148	3750
A 23 1/2	600	A 34	867	A 44	1120	A 58	1475	A 80	2032	A 100	2540	A 155	3937
A 24	610	A 34 1/2	875	A 44 1/2	1132	A 59	1500	A 81	2060	A 102	2591	A 158	4000
A 24 1/2	620	A 35	900	A 45	1143	A 60	1525	A 82	2083	A 104	2650	A 162	4115
A 24 3/4	630	A 35 1/2	902	A 45 1/2	1150	A 61	1550	A 83	2100	A 105	2667	A 167	4250
A 25	637	A 36	914	A 46	1168	A 62	1575	A 83 1/2	2120	A 107	2725	A 173	4394
A 25 1/2	647	A 36 1/2	925	A 46 1/2	1180	A 63	1600	A 84	2134	A 108	2743	A 177	4500
A 26	660	A 37	942	A 47	1200	A 64	1625	A 84 1/2	2146	A 110	2800	A 180	4572
A 26 1/2	670	A 37 1/4	946	A 47 1/2	1207	A 65	1650	A 85	2160	A 112	2845	A 187	4750
A 27	686	A 37 1/2	950	A 48	1220	A 66	1676	A 86	2187	A 113	2870	A 197	5000
A 27 1/2	700	A 38	965	A 48 1/4	1225	A 67	1700	A 86 1/2	2200	A 114	2896	A 210	5334
A 28	710	A 38 1/2	975	A 48 1/2	1232	A 68	1725	A 87	2212	A 116	2946	A 217	5477
A 28 1/2	724	A 39	992	A 49	1250	A 69	1750	A 88	2240	A 118	3000		
A 29	737	A 39 1/2	1000	A 50	1270	A 70	1775	A 89	2267	A 120	3048		
A 29 1/2	750	A 40	1016	A 51	1300	A 70 3/4	1780	A 90	2286	A 124	3150		
A 30	767	A 40 1/2	1030	A 51 1/2	1307	A 71	1800	A 91	2311	A 128	3250		
A 30 1/2	775	A 41	1041	A 52	1320	A 72	1825	A 92	2337	A 130	3302		

TABLE 4 - P_b (kW) referred to Ø (mm)

RPM / Ø	71	80	90	100	112	125	132	150	170	190	200	212
100	0,10	0,13	0,17	0,20	0,24	0,29	0,31	0,37	0,44	0,50	0,53	0,57
200	0,18	0,23	0,30	0,36	0,44	0,52	0,57	0,68	0,80	0,93	0,99	1,06
500	0,34	0,48	0,63	0,78	0,95	1,14	1,24	1,50	1,78	2,05	2,19	2,35
700	0,43	0,62	0,82	1,02	1,26	1,51	1,64	1,99	2,36	2,73	2,91	3,13
900	0,51	0,74	0,99	1,24	1,54	1,85	2,02	2,45	2,91	3,37	3,59	3,86
1.000	0,54	0,80	1,07	1,35	1,67	2,02	2,20	2,67	3,17	3,67	3,91	4,20
1.400	0,66	1,00	1,37	1,73	2,16	2,62	2,87	3,48	4,14	4,77	5,08	5,45
1.500	0,68	1,04	1,44	1,82	2,28	2,76	3,02	3,66	4,36	5,02	5,35	5,73
1.700	0,72	1,12	1,56	1,99	2,50	3,03	3,31	4,02	4,77	5,49	5,84	6,24
1.800	0,74	1,16	1,62	2,07	2,60	3,16	3,45	4,19	4,97	5,71	6,07	6,48
2.500	0,83	1,38	1,98	2,56	3,23	3,93	4,29	5,18	6,09	6,91	7,28	7,70
2.900	0,85	1,47	2,13	2,77	3,51	4,26	4,65	5,58	6,51	7,30	7,65	8,01*
3.000	0,85	1,48	2,16	2,82	3,57	4,33	4,73	5,67	6,59	7,36	7,69*	8,04*
3.500	0,84	1,54	2,29	3,01	3,81	4,62	5,02	5,95	6,80	7,43*		
3.600	0,83	1,55	2,31	3,03	3,85	4,65	5,06	5,98	6,80*			
4.000	0,79	1,55	2,36	3,11	3,95	4,76	5,15	6,01*				
5.000	0,58	1,43	2,30	3,07	3,87	4,57*	4,86*					
6.000	0,20	1,09	1,94	2,64*								

P_d (kW) referred to i

RPM / i	1,00/1,01	1,02/1,03	1,04/1,06	1,07/1,08	1,09/1,12	1,13/1,16	1,17/1,22	1,23/1,32	1,33/1,50	over 1,51
100	0,00	0,00	0,00	0,00	0,01	0,01	0,01	0,01	0,01	0,01
200	0,00	0,00	0,01	0,01	0,01	0,02	0,02	0,02	0,03	0,03
500	0,00	0,01	0,02	0,02	0,03	0,04	0,05	0,06	0,07	0,07
700	0,00	0,01	0,02	0,03	0,05	0,06	0,07	0,08	0,09	0,10
900	0,00	0,01	0,03	0,04	0,06	0,07	0,09	0,10	0,12	0,13
1.000	0,00	0,02	0,03	0,05	0,07	0,08	0,10	0,11	0,13	0,15
1.400	0,00	0,02	0,05	0,07	0,09	0,11	0,14	0,16	0,18	0,21
1.500	0,00	0,02	0,05	0,07	0,10	0,12	0,15	0,17	0,20	0,22
1.700	0,00	0,03	0,06	0,08	0,11	0,14	0,17	0,20	0,22	0,25
1.800	0,00	0,03	0,06	0,09	0,12	0,15	0,18	0,21	0,24	0,26
2.500	0,00	0,04	0,08	0,12	0,16	0,20	0,25	0,29	0,33	0,37
2.900	0,00	0,05	0,09	0,14	0,19	0,24	0,29	0,33	0,38	0,43
3.000	0,00	0,05	0,10	0,15	0,20	0,24	0,30	0,34	0,39	0,44
3.500	0,00	0,06	0,11	0,17	0,23	0,29	0,35	0,40	0,46	0,51
3.600	0,00	0,06	0,12	0,18	0,24	0,29	0,36	0,41	0,47	0,53
4.000	0,00	0,07	0,13	0,20	0,26	0,33	0,39	0,46	0,52	0,59
5.000	0,00	0,08	0,16	0,25	0,33	0,41	0,49	0,57	0,65	0,74
6.000	0,00	0,10	0,20	0,29	0,39	0,49	0,59	0,69	0,79	0,88

* Belt speed is greater than 30 m/s then is necessary to use dynamically balanced pulleys. A reduction in belt life can be expected. Suggested a smaller section.



Oleostatic Gold A SECTION

Code	Internal length LI (mm)	Code	Internal length LI (mm)	Code	Internal length LI (mm)	Code	Internal length LI (mm)	Code	Internal length LI (mm)	Code	Internal length LI (mm)	Code	Internal length LI (mm)
A 18	457	A 31	787	A 41 1/2	1050	A 52 1/2	1337	A 73	1854	A 93	2360	A 132	3350
A 19	480	A 31 1/2	800	A 41 3/4	1060	A 53	1346	A 74	1880	A 94	2388	A 134	3404
A 20	508	A 32	813	A 42	1067	A 53 1/4	1355	A 75	1900	A 95	2413	A 136	3454
A 21	535	A 32 1/2	825	A 42 1/2	1075	A 54	1372	A 76	1930	A 96	2438	A 140	3550
A 21 3/4	552	A 33	838	A 43	1100	A 55	1400	A 77	1956	A 97	2464	A 144	3658
A 22	560	A 33 1/4	847	A 43 1/2	1105	A 56	1422	A 78	1980	A 97 1/2	2475	A 147	3737
A 23	587	A 33 1/2	850	A 43 3/4	1111	A 57	1450	A 79	2000	A 98	2500	A 148	3750
A 23 1/2	600	A 34	867	A 44	1120	A 58	1475	A 80	2032	A 100	2540	A 155	3937
A 24	610	A 34 1/2	875	A 44 1/2	1132	A 59	1500	A 81	2060	A 102	2591	A 158	4000
A 24 1/2	620	A 35	900	A 45	1143	A 60	1525	A 82	2083	A 104	2650	A 162	4115
A 24 3/4	630	A 35 1/2	902	A 45 1/2	1150	A 61	1550	A 83	2100	A 105	2667	A 167	4250
A 25	637	A 36	914	A 46	1168	A 62	1575	A 83 1/2	2120	A 107	2725	A 173	4394
A 25 1/2	647	A 36 1/2	925	A 46 1/2	1180	A 63	1600	A 84	2134	A 108	2743	A 177	4500
A 26	660	A 37	942	A 47	1200	A 64	1625	A 84 1/2	2146	A 110	2800	A 187	4750
A 26 1/2	670	A 37 1/4	946	A 47 1/2	1207	A 65	1650	A 85	2160	A 112	2845	A 197	5000
A 27	686	A 37 1/2	950	A 48	1220	A 66	1676	A 86	2187	A 113	2870	A 210	5334
A 27 1/2	700	A 38	965	A 48 1/4	1225	A 67	1700	A 86 1/2	2200	A 114	2896	A 217	5477
A 28	710	A 38 1/2	975	A 48 1/2	1232	A 68	1725	A 87	2212	A 116	2946		
A 28 1/2	724	A 39	992	A 49	1250	A 69	1750	A 88	2240	A 118	3000		
A 29	737	A 39 1/2	1000	A 50	1270	A 70	1775	A 89	2267	A 120	3048		
A 29 1/2	750	A 40	1016	A 51	1300	A 70 3/4	1780	A 90	2286	A 124	3150		
A 30	767	A 40 1/2	1030	A 51 1/2	1307	A 71	1800	A 91	2311	A 128	3250		
A 30 1/2	775	A 41	1041	A 52	1320	A 72	1825	A 92	2337	A 130	3302		

TABLE 4 - P_b (kW) referred to Ø (mm)

RPM / Ø	71	80	85	90	95	100	106	112	125	132	140	150	160	170	180	190	200	212
100	0,15	0,19	0,22	0,24	0,27	0,29	0,32	0,35	0,42	0,45	0,49	0,54	0,58	0,63	0,68	0,73	0,77	0,83
200	0,25	0,34	0,39	0,43	0,48	0,53	0,58	0,64	0,76	0,82	0,90	0,99	1,08	1,16	1,25	1,34	1,43	1,53
300	0,34	0,47	0,54	0,61	0,67	0,74	0,82	0,90	1,07	1,17	1,27	1,40	1,53	1,66	1,79	1,91	2,04	2,19
400	0,42	0,59	0,68	0,76	0,85	0,94	1,04	1,15	1,37	1,49	1,63	1,79	1,96	2,13	2,29	2,46	2,62	2,81
500	0,50	0,70	0,80	0,91	1,02	1,13	1,25	1,38	1,65	1,80	1,96	2,17	2,37	2,58	2,78	2,98	3,17	3,41
600	0,56	0,80	0,93	1,05	1,18	1,31	1,46	1,60	1,93	2,10	2,29	2,53	2,77	3,01	3,24	3,48	3,71	3,98
700	0,63	0,89	1,04	1,19	1,33	1,48	1,65	1,82	2,19	2,38	2,60	2,88	3,15	3,42	3,69	3,96	4,22	4,54
800	0,68	0,98	1,15	1,31	1,48	1,64	1,83	2,03	2,44	2,66	2,91	3,22	3,52	3,83	4,13	4,43	4,72	5,07
900	0,73	1,07	1,25	1,44	1,62	1,80	2,01	2,23	2,68	2,93	3,20	3,55	3,88	4,22	4,55	4,88	5,20	5,59
1000	0,78	1,15	1,35	1,55	1,75	1,95	2,19	2,42	2,92	3,19	3,49	3,86	4,23	4,60	4,96	5,31	5,67	6,08
1200	0,87	1,30	1,54	1,78	2,01	2,24	2,52	2,79	3,37	3,68	4,03	4,47	4,90	5,32	5,73	6,14	6,55	7,03
1400	0,95	1,44	1,71	1,98	2,25	2,51	2,82	3,14	3,80	4,15	4,55	5,04	5,52	5,99	6,46	6,91	7,36	7,89
1600	1,01	1,57	1,87	2,17	2,47	2,76	3,11	3,46	4,20	4,59	5,03	5,57	6,10	6,62	7,13	7,63	8,11	8,68
1800	1,07	1,68	2,02	2,35	2,68	3,00	3,39	3,77	4,57	5,00	5,48	6,07	6,64	7,20	7,74	8,28	8,79	9,39
2000	1,12	1,79	2,15	2,51	2,87	3,22	3,64	4,05	4,92	5,38	5,90	6,52	7,13	7,73	8,30	8,86	9,40	10,01
2400	1,19	1,96	2,38	2,80	3,21	3,61	4,09	4,56	5,55	6,06	6,63	7,32	7,99	8,63	9,24	9,82	10,36	10,98
2800	1,22	2,10	2,57	3,03	3,49	3,94	4,47	4,99	6,06	6,62	7,23	7,96	8,65	9,30	9,90	10,46	10,98	11,53
3200	1,23	2,19	2,71	3,22	3,71	4,20	4,77	5,32	6,46	7,04	7,67	8,41	9,09	9,71	10,27	10,77	11,20	
3500	1,21	2,23	2,78	3,32	3,84	4,35	4,94	5,52	6,68	7,27	7,89	8,62	9,27	9,84	10,34	10,75		
4000	1,13	2,24	2,84	3,41	3,97	4,51	5,12	5,71	6,88	7,45	8,04	8,70	9,24					
4600	0,98	2,17	2,80	3,40	3,98	4,53	5,15	5,73	6,83	7,34	7,83							
5000	0,82	2,06	2,70	3,32	3,89	4,44	5,05	5,60	6,61	7,03								

P_i (kW) referred to i

rpm / i	1,00 / 1,01	1,02 / 1,03	1,04 / 1,06	1,07 / 1,08	1,09 / 1,12	1,13 / 1,16	1,17 / 1,22	1,23 / 1,32	1,33 / 1,50	over 1,51
100	0,00	0,00	0,00	0,01	0,01	0,01	0,01	0,01	0,02	0,02
200	0,00	0,00	0,01	0,01	0,02	0,02	0,02	0,03	0,03	0,04
300	0,00	0,01	0,01	0,02	0,02	0,03	0,04	0,04	0,05	0,05
400	0,00	0,01	0,02	0,02	0,03	0,04	0,05	0,06	0,06	0,07
500	0,00	0,01	0,02	0,03	0,04	0,05	0,06	0,07	0,08	0,09
600	0,00	0,01	0,02	0,04	0,05	0,06	0,07	0,08	0,10	0,11
700	0,00	0,01	0,03	0,04	0,06	0,07	0,08	0,10	0,11	0,13
800	0,00	0,02	0,03	0,05	0,06	0,08	0,10	0,11	0,13	0,14
900	0,00	0,02	0,04	0,05	0,07	0,09	0,11	0,13	0,14	0,16
1000	0,00	0,02	0,04	0,06	0,08	0,10	0,12	0,14	0,16	0,18
1200	0,00	0,02	0,05	0,07	0,10	0,12	0,14	0,17	0,19	0,21
1400	0,00	0,03	0,06	0,08	0,11	0,14	0,17	0,20	0,22	0,25
1600	0,00	0,03	0,06	0,10	0,13	0,16	0,19	0,22	0,25	0,29
1800	0,00	0,04	0,07	0,11	0,14	0,18	0,22	0,25	0,29	0,32
2000	0,00	0,04	0,08	0,12	0,16	0,20	0,24	0,28	0,32	0,36
2400	0,00	0,05	0,10	0,14	0,19	0,24	0,29	0,34	0,38	0,43
2800	0,00	0,06	0,11	0,17	0,22	0,28	0,34	0,39	0,45	0,50
3200	0,00	0,06	0,13	0,19	0,25	0,32	0,38	0,45	0,51	0,57
3500	0,00	0,07	0,14	0,21	0,28	0,35	0,42	0,49	0,56	0,63
4000	0,00	0,08	0,16	0,24	0,32	0,40	0,48	0,56	0,64	0,72
4600	0,00	0,09	0,18	0,28	0,37	0,46	0,55	0,64	0,73	0,82
5000	0,00	0,10	0,20	0,30	0,40	0,50	0,60	0,70	0,80	0,89

* Belt speed is greater than 30 m/s then is necessary to use dynamically balanced pulleys. A reduction in belt life can be expected. Suggested a smaller section.

CLASSICAL WRAPPED V-BELTS



Extra B SECTION

Code	Internal length LI (mm)	Code	Internal length LI (mm)	Code	Internal length LI (mm)	Code	Internal length LI (mm)	Code	Internal length LI (mm)	Code	Internal length LI (mm)	Code	Internal length LI (mm)
B 22 1/2	570	B 39 1/2	1000	B 56	1422	B 83	2108	B 112	2845	B 158	4000	B 249	6287
B 23	587	B 40	1016	B 57	1450	B 83 1/2	2120	B 112 1/2	2857	B 160	4064	B 253	6392
B 24	612	B 40 1/2	1030	B 58	1473	B 84	2134	B 114	2900	B 161	4087	B 255	6442
B 25	637	B 41	1040	B 59	1500	B 85	2160	B 115	2921	B 162	4115	B 256	6502
B 26	650	B 41 1/2	1050	B 60	1525	B 86	2187	B 116	2950	B 163	4142	B 259	6542
B 26 1/2	673	B 41 3/4	1060	B 61	1550	B 86 1/2	2200	B 118	3000	B 165	4200	B 264	6665
B 27	686	B 42	1067	B 62	1575	B 87	2215	B 120	3048	B 167	4250	B 265	6700
B 28	710	B 42 1/2	1075	B 63	1600	B 88	2240	B 122	3099	B 168	4267	B 269	6800
B 28 1/2	725	B 43	1090	B 64	1625	B 89	2261	B 124	3150	B 173	4394	B 270	6825
B 29	737	B 43 1/4	1096	B 64 1/2	1642	B 90	2286	B 126	3200	B 175	4450	B 276	7000
B 29 1/2	750	B 43 1/2	1100	B 65	1650	B 91	2312	B 127	3227	B 177	4500	B 280	7100
B 30	762	B 44	1120	B 66 1/4	1682	B 92	2337	B 128	3250	B 180	4572	B 285	7207
B 30 1/2	775	B 44 1/4	1127	B 66	1676	B 93	2360	B 130	3302	B 186	4727	B 300	7587
B 31	787	B 45	1142	B 66 1/2	1692	B 94	2388	B 131	3327	B 187	4750	B 315	7967
B 31 1/2	800	B 45 1/2	1155	B 67	1700	B 94 1/2	2400	B 132	3350	B 188	4777	B 330	8347
B 32	812	B 46	1175	B 67 1/4	1712	B 95	2413	B 133	3378	B 192	4877	B 345	8727
B 32 1/4	822	B 46 1/2	1180	B 68	1725	B 96	2438	B 134	3407	B 195	4953	B 360	9107
B 32 1/2	825	B 46 3/4	1187	B 69	1750	B 96 1/2	2450	B 135	3429	B 197	5000	B 361	9132
B 33	838	B 47	1200	B 69 1/2	1761	B 97	2465	B 136	3450	B 204	5182	B 364	9207
B 33 1/2	850	B 47 1/4	1202	B 70	1775	B 97 1/2	2477	B 138	3505	B 208	5300	B 366	9262
B 34	867	B 47 1/2	1215	B 71	1800	B 98	2500	B 140	3550	B 210	5334	B 394	9972
B 34 1/2	875	B 48	1225	B 72	1829	B 99	2515	B 142	3607	B 217	5507	B 433	10957
B 35	889	B 48 1/2	1232	B 73	1850	B 100	2540	B 144	3658	B 220	5552	B 472	11957
B 35 1/2	900	B 49	1250	B 74	1880	B 101	2565	B 146	3708	B 221	5577	B 512	13005
B 35 3/4	907	B 50	1275	B 75	1900	B 102	2600	B 147	3737	B 223	5632	B 551	13995
B 36	917	B 51	1300	B 76	1930	B 103	2616	B 148	3750	B 224	5657	B 553	14053
B 36 1/2	925	B 52	1320	B 77	1950	B 104	2650	B 150	3810	B 225	5682	B 669	16992
B 36 3/4	937	B 52 1/2	1336	B 78	1981	B 105	2667	B 151	3850	B 228	5757		
B 37	942	B 53	1350	B 79	2000	B 106	2700	B 152	3861	B 229	5782		
B 37 1/2	950	B 53 1/2	1360	B 80	2032	B 107	2718	B 154	3912	B 236	5994		
B 38	965	B 54	1372	B 80 3/4	2050	B 108	2750	B 155	3950	B 237	6000		
B 38 1/2	975	B 55	1400	B 81	2060	B 109	2769	B 156	3962	B 240	6062		
B 39	990	B 55 1/2	1412	B 82	2083	B 110	2800	B 157	3987	B 248	6267		

TABLE 4 - P_b (kW) referred to Ø (mm)

RPM / Ø	112	118	132	140	150	160	180	200	224	250	265	280
100	0,27	0,31	0,38	0,42	0,48	0,53	0,63	0,73	0,85	0,98	1,06	1,13
200	0,48	0,54	0,68	0,76	0,86	0,95	1,15	1,34	1,57	1,81	1,95	2,09
500	0,97	1,11	1,42	1,61	1,83	2,05	2,49	2,92	3,44	3,98	4,30	4,61
700	1,23	1,42	1,85	2,09	2,39	2,69	3,28	3,86	4,54	5,27	5,68	6,09
900	1,47	1,70	2,23	2,53	2,91	3,28	4,00	4,72	5,55	6,44	6,94	7,43
1.000	1,57	1,82	2,41	2,74	3,15	3,55	4,34	5,12	6,03	6,98	7,52	8,04
1.400	1,93	2,26	3,04	3,47	4,01	4,53	5,56	6,55	7,69	8,86	9,51	10,13
1.500	2,00	2,36	3,18	3,63	4,20	4,75	5,83	6,86	8,04	9,25	9,91	10,55
1.700	2,14	2,53	3,43	3,93	4,55	5,15	6,31	7,42	8,68	9,94	10,61	11,25
1.800	2,19	2,60	3,54	4,06	4,71	5,33	6,54	7,68	8,96	10,22	10,90	11,53
2.500	2,44	2,96	4,12	4,75	5,52	6,25	7,61	8,82	10,06	11,13*	11,60*	
2.900	2,45	3,01	4,26	4,93	5,72	6,47	7,81	8,93*	9,95*			
3.000	2,44	3,01	4,27	4,94	5,74	6,49	7,81	8,89*				
3.500	2,29	2,88	4,18	4,86	5,64	6,33	7,46*					
3.600	2,23	2,84	4,13	4,81	5,57	6,25	7,32*					
4.000	1,96	2,56	3,83	4,46	5,15*	5,73*						
4.500	1,44	2,03	3,19*	3,73*								
5.000	0,73	1,26*	2,23*									

P_d (kW) referred to i

RPM	i	1,00/1,01	1,02/1,03	1,04/1,06	1,07/1,08	1,09/1,12	1,13/1,16	1,17/1,22	1,23/1,32	1,33/1,50	over 1,51
100	0,00	0,00	0,01	0,01	0,01	0,02	0,02	0,03	0,03	0,03	0,03
200	0,00	0,01	0,01	0,02	0,03	0,04	0,04	0,05	0,06	0,06	0,06
500	0,00	0,02	0,04	0,05	0,07	0,09	0,11	0,13	0,14	0,14	0,16
700	0,00	0,02	0,05	0,08	0,10	0,13	0,15	0,18	0,20	0,20	0,23
900	0,00	0,03	0,06	0,10	0,13	0,16	0,19	0,23	0,26	0,26	0,29
1.000	0,00	0,04	0,07	0,11	0,14	0,18	0,22	0,25	0,29	0,29	0,32
1.400	0,00	0,05	0,10	0,15	0,20	0,25	0,30	0,35	0,40	0,40	0,45
1.500	0,00	0,05	0,11	0,16	0,21	0,27	0,32	0,38	0,43	0,43	0,48
1.700	0,00	0,06	0,12	0,18	0,24	0,30	0,37	0,43	0,49	0,49	0,55
1.800	0,00	0,06	0,13	0,19	0,26	0,32	0,39	0,45	0,52	0,52	0,58
2.500	0,00	0,09	0,18	0,27	0,36	0,45	0,54	0,63	0,72	0,72	0,81
2.900	0,00	0,10	0,21	0,31	0,42	0,52	0,63	0,73	0,83	0,83	0,94
3.000	0,00	0,11	0,22	0,32	0,43	0,54	0,65	0,76	0,86	0,86	0,97
3.500	0,00	0,12	0,25	0,38	0,50	0,63	0,76	0,88	1,00	1,00	1,13
3.600	0,00	0,13	0,26	0,39	0,52	0,64	0,78	0,91	1,03	1,03	1,16
4.000	0,00	0,14	0,29	0,43	0,57	0,72	0,87	1,01	1,15	1,15	1,29
4.500	0,00	0,16	0,32	0,49	0,64	0,81	0,97	1,13	1,29	1,29	1,45
5.000	0,00	0,18	0,36	0,54	0,72	0,89	1,08	1,26	1,44	1,44	1,61

CLASSICAL WRAPPED V-BELTS



Oleostatic GOLD B SECTION

Code	Internal length LI (mm)	Code	Internal length LI (mm)	Code	Internal length LI (mm)	Code	Internal length LI (mm)	Code	Internal length LI (mm)	Code	Internal length LI (mm)	Code	Internal length LI (mm)
B 22 1/2	570	B 41	1040	B 62	1575	B 90	2286	B 130	3302	B 192	4877	B 360	9107
B 23	587	B 41 1/2	1050	B 63	1600	B 91	2312	B 131	3327	B 195	4953	B 361	9132
B 24	612	B 41 3/4	1060	B 64	1625	B 92	2337	B 132	3350	B 197	5000	B 364	9207
B 25	637	B 42	1067	B 64 1/2	1642	B 93	2360	B 133	3378	B 204	5182	B 366	9262
B 26	650	B 42 1/2	1075	B 65	1650	B 94	2388	B 134	3407	B 208	5300	B 394	9972
B 26 1/2	673	B 43	1090	B 66	1676	B 94 1/2	2400	B 135	3429	B 210	5334	B 433	10957
B 27	686	B 43 1/2	1100	B 66 1/4	1682	B 95	2413	B 136	3450	B 217	5507	B 472	11957
B 28	710	B 43 1/4	1096	B 66 1/2	1692	B 96	2438	B 138	3505	B 220	5552	B 512	13005
B 28 1/2	725	B 44	1120	B 67	1700	B 96 1/2	2450	B 140	3550	B 221	5577	B 551	13995
B 29	737	B 44 1/4	1127	B 67 1/4	1712	B 97	2465	B 142	3607	B 223	5632	B 553	14053
B 29 1/2	750	B 45	1142	B 68	1725	B 97 1/2	2477	B 144	3658	B 224	5657	B 669	16992
B 30	762	B 45 1/2	1155	B 69	1750	B 98	2500	B 146	3708	B 225	5682		
B 30 1/2	775	B 46	1175	B 69 1/2	1761	B 99	2515	B 147	3737	B 228	5757		
B 31	787	B 46 1/2	1180	B 70	1775	B 100	2540	B 148	3750	B 229	5782		
B 31 1/2	800	B 46 3/4	1187	B 71	1800	B 101	2565	B 150	3810	B 236	5994		
B 32	812	B 47	1200	B 72	1829	B 102	2600	B 151	3850	B 237	6000		
B 32 1/4	822	B 47 1/4	1202	B 73	1850	B 103	2616	B 152	3861	B 240	6062		
B 32 1/2	825	B 47 1/2	1215	B 74	1880	B 104	2650	B 154	3912	B 248	6267		
B 33	838	B 48	1225	B 75	1900	B 105	2667	B 155	3950	B 249	6287		
B 33 1/2	850	B 48 1/2	1232	B 76	1930	B 106	2700	B 156	3962	B 253	6392		
B 34	867	B 49	1250	B 77	1950	B 107	2718	B 157	3987	B 255	6442		
B 34 1/2	875	B 50	1275	B 78	1981	B 108	2750	B 158	4000	B 256	6502		
B 35	889	B 51	1300	B 79	2000	B 109	2769	B 160	4064	B 259	6542		
B 35 1/2	900	B 52	1320	B 80	2032	B 110	2800	B 161	4087	B 264	6665		
B 35 3/4	907	B 52 1/2	1335	B 80 3/4	2050	B 112	2845	B 162	4115	B 265	6700		
B 36	917	B 53	1350	B 81	2060	B 112 1/2	2857	B 163	4142	B 269	6800		
B 36 1/2	925	B 53 1/2	1360	B 82	2083	B 114	2900	B 165	4200	B 270	6825		
B 36 3/4	937	B 54	1372	B 83	2108	B 115	2921	B 167	4250	B 276	7000		
B 37	942	B 55	1400	B 83 1/2	2120	B 116	2950	B 168	4267	B 280	7100		
B 37 1/2	950	B 55 1/2	1412	B 84	2134	B 118	3000	B 173	4394	B 285	7207		
B 38	965	B 56	1422	B 85	2160	B 120	3048	B 175	4450	B 300	7587		
B 38 1/2	975	B 57	1450	B 86	2187	B 122	3099	B 177	4500	B 315	7967		
B 39	990	B 58	1473	B 86 1/2	2200	B 124	3150	B 180	4572	B 330	8347		
B 39 1/2	1000	B 59	1500	B 87	2215	B 126	3200	B 186	4727	B 345	8727		
B 40	1016	B 60	1525	B 88	2240	B 127	3227	B 187	4750				
B 40 1/2	1030	B 61	1550	B 89	2261	B 128	3250	B 188	4777				

TABLE 4 - P_b (kW) referred to Ø (mm)

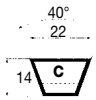
RPM / Ø	112	118	132	140	150	160	170	180	190	200	212	224	236	250	265	280
100	0,40	0,44	0,55	0,61	0,69	0,76	0,84	0,91	0,99	1,06	1,15	1,24	1,32	1,42	1,53	1,64
200	0,70	0,78	0,99	1,10	1,24	1,38	1,52	1,66	1,80	1,94	2,11	2,27	2,43	2,62	2,82	3,02
300	0,96	1,08	1,37	1,54	1,74	1,95	2,15	2,35	2,55	2,75	2,99	3,22	3,46	3,73	4,02	4,31
400	1,19	1,35	1,73	1,95	2,21	2,48	2,74	3,00	3,26	3,51	3,82	4,12	4,43	4,78	5,15	5,52
500	1,41	1,61	2,07	2,33	2,65	2,97	3,29	3,61	3,93	4,24	4,61	4,98	5,35	5,77	6,22	6,67
600	1,61	1,84	2,38	2,69	3,07	3,45	3,82	4,20	4,56	4,93	5,37	5,80	6,23	6,72	7,25	7,77
700	1,79	2,06	2,68	3,03	3,47	3,90	4,33	4,75	5,18	5,59	6,09	6,58	7,07	7,63	8,23	8,82
800	1,97	2,27	2,97	3,36	3,85	4,34	4,82	5,29	5,76	6,23	6,78	7,33	7,88	8,50	9,16	9,82
900	2,13	2,47	3,24	3,68	4,22	4,75	5,28	5,81	6,33	6,84	7,45	8,05	8,65	9,33	10,05	10,76
1000	2,28	2,65	3,50	3,98	4,57	5,15	5,73	6,30	6,86	7,42	8,08	8,74	9,38	10,12	10,89	11,66
1200	2,56	2,99	3,98	4,53	5,22	5,90	6,57	7,22	7,87	8,51	9,27	10,01	10,74	11,57	12,44	13,29
1400	2,81	3,29	4,41	5,04	5,82	6,58	7,33	8,06	8,79	9,50	10,33	11,15	11,95	12,85	13,78	14,69
1600	3,02	3,56	4,80	5,50	6,36	7,19	8,02	8,82	9,61	10,38	11,28	12,15	12,99	13,94	14,92	15,84
1800	3,20	3,79	5,15	5,91	6,84	7,74	8,63	9,49	10,33	11,14	12,09	13,00	13,87	14,84	15,81	16,73
2000	3,34	3,99	5,45	6,26	7,26	8,22	9,16	10,06	10,94	11,78	12,76	13,68	14,56	15,52	16,46	17,32
2400	3,54	4,27	5,91	6,81	7,90	8,95	9,96	10,91	11,82	12,68	13,64	14,53	15,33	16,17	16,92	
2800	3,60	4,39	6,17	7,14	8,28	9,37	10,38	11,33	12,21	13,00	13,86	14,59	15,20			
3200	3,52	4,36	6,22	7,21	8,37	9,43	10,40	11,27	12,03	12,68						
3500	3,36	4,23	6,11	7,09	8,22	9,23	10,12	10,87	11,50							
4000	2,90	3,77	5,61	6,53	7,54	8,37										
4600	1,98	2,81	4,46	5,21												

P_d (kW) referred to i

rpm / i	1,00/1,01	1,02/1,03	1,04/1,06	1,07/1,08	1,09/1,12	1,13/1,16	1,17/1,22	1,23/1,32	1,33/1,50	over 1,51
100	0,00	0,00	0,01	0,01	0,02	0,02	0,03	0,03	0,04	0,04
200	0,00	0,01	0,02	0,03	0,04	0,04	0,05	0,06	0,07	0,08
300	0,00	0,01	0,03	0,04	0,05	0,07	0,08	0,09	0,11	0,12
400	0,00	0,02	0,04	0,05	0,07	0,09	0,11	0,12	0,14	0,16
500	0,00	0,02	0,04	0,07	0,09	0,11	0,13	0,16	0,18	0,20
600	0,00	0,03	0,05	0,08	0,11	0,13	0,16	0,19	0,21	0,24
700	0,00	0,03	0,06	0,09	0,12	0,15	0,19	0,22	0,25	0,28
800	0,00	0,04	0,07	0,11	0,14	0,18	0,21	0,25	0,28	0,32
900	0,00	0,04	0,08	0,12	0,16	0,20	0,24	0,28	0,32	0,36
1000	0,00	0,04	0,09	0,13	0,18	0,22	0,27	0,31	0,35	0,40
1200	0,00	0,05	0,11	0,16	0,21	0,26	0,32	0,37	0,42	0,48
1400	0,00	0,06	0,12	0,19	0,25	0,31	0,37	0,43	0,49	0,56
1600	0,00	0,07	0,14	0,21	0,28	0,35	0,43	0,50	0,56	0,63
1800	0,00	0,08	0,16	0,24	0,32	0,40	0,48	0,56	0,64	0,71
2000	0,00	0,09	0,18	0,27	0,35	0,44	0,53	0,62	0,71	0,79
2400	0,00	0,11	0,21	0,32	0,42	0,53	0,64	0,74	0,85	0,95
2800	0,00	0,12	0,25	0,37	0,49	0,62	0,74	0,87	0,99	1,11
3200	0,00	0,14	0,28	0,42	0,56	0,70	0,85	0,99	1,13	1,27
3500	0,00	0,15	0,31	0,46	0,62	0,77	0,93	1,09	1,24	1,39
4000	0,00	0,18	0,35	0,53	0,70	0,88	1,06	1,24	1,41	1,59
4600	0,00	0,20	0,41	0,61	0,81	1,01	1,22	1,43	1,62	1,82

* Belt speed is greater than 30 m/s then is necessary to use dynamically balanced pulleys. A reduction in belt life can be expected. Suggested a smaller section.

CLASSICAL WRAPPED V-BELTS



Extra C SECTION

Code	Internal length LI (mm)	Code	Internal length LI (mm)	Code	Internal length LI (mm)	Code	Internal length LI (mm)	Code	Internal length LI (mm)	Code	Internal length LI (mm)	Code	Internal length LI (mm)
C 33 3/4	858	C 62 1/4	1583	C 83 1/2	2121	C 104	2642	C 136	3456	C 180	4572	C 270	6822
C 37 1/2	950	C 63	1600	C 84	2134	C 105	2667	C 138	3498	C 187	4750	C 276	6973
C 39 3/4	1013	C 65	1650	C 85	2159	C 106	2692	C 140	3550	C 190	4826	C 280	7100
C 43	1090	C 66	1676	C 86	2184	C 108	2750	C 142	3607	C 195	4953	C 285	7203
C 45	1150	C 67	1700	C 87	2208	C 110	2800	C 144	3658	C 197	5000	C 295	7493
C 46	1168	C 68	1727	C 88	2235	C 111	2818	C 147	3733	C 204	5182	C 297	7500
C 47	1194	C 69	1753	C 89	2261	C 112	2845	C 148	3750	C 208	5300	C 300	7582
C 48	1220	C 70	1778	C 90	2286	C 112 1/2	2858	C 150	3808	C 210	5334	C 303	7650
C 49	1250	C 71	1798	C 92	2337	C 114	2888	C 153	3902	C 216	5486	C 314	7976
C 51	1295	C 72	1829	C 93	2360	C 115	2921	C 158	4000	C 220	5550	C 315	7965
C 52	1320	C 73	1854	C 94	2388	C 116	2950	C 160	4064	C 222	5600	C 316	8000
C 53	1350	C 74	1879	C 95	2413	C 117	2965	C 161 1/2	4100	C 225	5678	C 320	8093
C 54	1372	C 75	1900	C 96	2438	C 118	3000	C 162	4115	C 228	5753	C 330	8382
C 55	1400	C 76	1930	C 96 1/2	2450	C 120	3048	C 165	4193	C 236	6000	C 336	8500
C 56	1425	C 77	1955	C 97	2462	C 122	3099	C 166	4216	C 238	6045	C 345	8723
C 57	1450	C 78	1978	C 97 1/2	2477	C 124	3150	C 167	4242	C 240	6062	C 360	9107
C 58	1473	C 79	2005	C 98	2500	C 126	3200	C 168	4267	C 248	6263	C 394	10000
C 59	1500	C 80	2032	C 99	2525	C 128	3250	C 170	4318	C 250	6300	C 420	10632
C 60	1524	C 81	2057	C 100	2540	C 130	3302	C 173	4394	C 255	6438	C 424	10733
C 61	1560	C 82	2080	C 101	2560	C 132	3350	C 175	4445	C 264	6670		
C 62	1576	C 83	2108	C 102	2591	C 134	3404	C 177	4500	C 265	6700		

TABLE 4 - P_b (kW) referred to Ø (mm)

RPM / Ø	180	190	200	212	236	265	300	335	375	400	425	450
100	0,78	0,87	0,95	1,04	1,24	1,47	1,74	2,01	2,32	2,51	2,70	2,89
150	1,10	1,22	1,34	1,48	1,76	2,09	2,49	2,88	3,32	3,60	3,87	4,14
200	1,40	1,55	1,70	1,89	2,25	2,68	3,19	3,70	4,28	4,63	4,99	5,34
400	2,45	2,73	3,02	3,36	4,03	4,83	5,78	6,72	7,77	8,42	9,06	9,69
600	3,35	3,76	4,17	4,65	5,60	6,74	8,08	9,39	10,85	11,74	12,61	13,47
700	3,76	4,23	4,69	5,24	6,33	7,62	9,13	10,60	12,24	13,23	14,19	15,14
750	3,96	4,45	4,94	5,53	6,68	8,04	9,63	11,18	12,89	13,93	14,93	15,91
900	4,51	5,09	5,66	6,33	7,66	9,23	11,05	12,80	14,70	15,84	16,94	17,99
1.000	4,85	5,48	6,10	6,83	8,27	9,96	11,91	13,77	15,77	16,96	18,09	19,16
1.400	5,98	6,78	7,57	8,50	10,30	12,35	14,63	16,70	18,78	19,91	20,90*	21,75*
1.500	6,20	7,05	7,87	8,84	10,70	12,80	15,12	17,18	19,18	20,23*	21,11*	
1.700	6,58	7,49	8,37	9,40	11,36	13,53	15,83	17,77	19,49*			
1.800	6,74	7,67	8,58	9,63	11,62	13,79	16,05	17,88*				
2.000	6,96	7,94	8,88	9,97	11,98	14,11	16,19*					
2.500	7,05	8,06	9,01	10,07	11,89*	13,53*						
2.900	6,57	7,52	8,39*	9,29*								
3.000	6,36	7,29	8,12*	8,97*								
3.200	5,85	6,70*	7,44*									

P_d (kW) referred to i

RPM / i	1,00/1,01	1,02/1,03	1,04/1,06	1,07/1,08	1,09/1,12	1,13/1,16	1,17/1,22	1,23/1,32	1,33/1,50	over 1,51
100	0,00	0,01	0,02	0,02	0,03	0,04	0,05	0,05	0,06	0,07
150	0,00	0,01	0,02	0,03	0,05	0,06	0,07	0,08	0,09	0,10
200	0,00	0,02	0,03	0,05	0,06	0,08	0,09	0,11	0,12	0,14
400	0,00	0,03	0,06	0,09	0,12	0,15	0,19	0,22	0,25	0,28
600	0,00	0,05	0,09	0,14	0,19	0,23	0,28	0,33	0,37	0,42
700	0,00	0,05	0,11	0,16	0,22	0,27	0,33	0,38	0,43	0,49
750	0,00	0,06	0,12	0,17	0,23	0,29	0,35	0,41	0,46	0,52
900	0,00	0,07	0,14	0,21	0,28	0,35	0,42	0,49	0,56	0,63
1.000	0,00	0,08	0,15	0,23	0,31	0,39	0,47	0,54	0,62	0,69
1.400	0,00	0,11	0,22	0,33	0,43	0,54	0,65	0,76	0,87	0,97
1.500	0,00	0,12	0,23	0,35	0,46	0,58	0,70	0,82	0,93	1,04
1.700	0,00	0,13	0,26	0,39	0,52	0,66	0,79	0,92	1,05	1,18
1.800	0,00	0,14	0,28	0,42	0,56	0,69	0,84	0,98	1,11	1,25
2.000	0,00	0,15	0,31	0,46	0,62	0,77	0,93	1,09	1,24	1,39
2.500	0,00	0,19	0,39	0,58	0,77	0,96	1,16	1,36	1,55	1,74
2.900	0,00	0,22	0,45	0,67	0,89	1,12	1,35	1,58	1,79	2,02
3.000	0,00	0,23	0,46	0,70	0,93	1,16	1,40	1,63	1,86	2,08
3.200	0,00	0,25	0,49	0,74	0,99	1,23	1,49	1,74	1,98	2,22

* Belt speed is greater than 30 m/s then is necessary to use dynamically balanced pulleys. A reduction in belt life can be expected. Suggested a smaller section.



Oleostatic Gold C SECTION

Code	Internal length LI (mm)	Code	Internal length LI (mm)	Code	Internal length LI (mm)	Code	Internal length LI (mm)	Code	Internal length LI (mm)	Code	Internal length LI (mm)	Code	Internal length LI (mm)
C 33 3/4	858	C 63	1600	C 85	2159	C 108	2750	C 144	3658	C 208	5300	C 303	7650
C 37 1/2	950	C 65	1650	C 86	2184	C 110	2800	C 147	3733	C 210	5334	C 314	7976
C 39 3/4	1013	C 66	1676	C 87	2208	C 111	2818	C 148	3750	C 216	5486	C 315	7965
C 43	1090	C 67	1700	C 88	2235	C 112	2845	C 150	3808	C 220	5550	C 316	8000
C 45	1150	C 68	1727	C 89	2261	C 112 1/2	2858	C 153	3902	C 222	5600	C 320	8093
C 46	1168	C 69	1753	C 90	2286	C 114	2888	C 158	4000	C 225	5678	C 330	8382
C 48	1220	C 70	1778	C 92	2337	C 115	2921	C 160	4064	C 228	5753	C 336	8500
C 47	1194	C 71	1798	C 93	2360	C 116	2950	C 161 1/2	4100	C 236	6000	C 345	8723
C 49	1250	C 72	1829	C 94	2388	C 117	2965	C 162	4115	C 238	6045	C 360	9107
C 51	1295	C 73	1854	C 95	2413	C 118	3000	C 165	4193	C 240	6062	C 394	10000
C 52	1320	C 74	1879	C 96	2438	C 120	3048	C 166	4216	C 248	6263	C 420	10632
C 53	1350	C 75	1900	C 96 1/2	2450	C 122	3099	C 167	4242	C 250	6300	C 424	10733
C 54	1372	C 76	1930	C 97	2462	C 124	3150	C 168	4267	C 255	6438		
C 55	1400	C 77	1955	C 97 1/2	2477	C 126	3200	C 170	4318	C 264	6670		
C 56	1425	C 78	1978	C 98	2500	C 128	3250	C 173	4394	C 265	6700		
C 57	1450	C 79	2005	C 99	2525	C 130	3302	C 175	4445	C 270	6822		
C 58	1473	C 80	2032	C 100	2540	C 132	3350	C 177	4500	C 276	6973		
C 59	1500	C 81	2057	C 101	2560	C 134	3404	C 187	4750	C 280	7100		
C 60	1524	C 82	2080	C 102	2591	C 136	3456	C 190	4826	C 285	7203		
C 61	1560	C 83	2108	C 104	2642	C 138	3498	C 195	4953	C 295	7493		
C 62	1575	C 83 1/2	2121	C 105	2667	C 140	3550	C 197	5000	C 297	7500		
C 62 1/4	1583	C 84	2134	C 106	2692	C 142	3607	C 204	5182	C 300	7582		

TABLE 4 - P_b (kW) referred to Ø (mm)

RPM / Ø	180	190	200	212	224	236	250	265	280	300	315	335	355	375	400	425	450
100	1,14	1,26	1,38	1,52	1,66	1,80	1,96	2,14	2,31	2,54	2,71	2,93	3,16	3,38	3,66	3,93	4,21
200	2,04	2,26	2,48	2,75	3,01	3,27	3,58	3,90	4,22	4,65	4,97	5,39	5,81	6,23	6,75	7,26	7,77
300	2,83	3,15	3,48	3,86	4,24	4,62	5,05	5,52	5,98	6,60	7,05	7,66	8,26	8,86	9,60	10,33	11,06
400	3,56	3,98	4,40	4,89	5,38	5,87	6,43	7,03	7,63	8,42	9,01	9,78	10,55	11,32	12,26	13,20	14,12
500	4,25	4,75	5,26	5,86	6,46	7,05	7,73	8,46	9,19	10,14	10,85	11,79	12,71	13,63	14,76	15,88	16,97
600	4,88	5,48	6,07	6,77	7,47	8,16	8,97	9,82	10,66	11,77	12,59	13,67	14,74	15,80	17,10	18,37	19,62
700	5,48	6,16	6,83	7,64	8,43	9,22	10,13	11,10	12,05	13,30	14,23	15,45	16,64	17,82	19,27	20,68	22,05
800	6,04	6,80	7,56	8,45	9,34	10,22	11,23	12,30	13,36	14,74	15,77	17,10	18,41	19,70	21,26	22,78	24,25
900	6,57	7,41	8,24	9,23	10,20	11,16	12,27	13,44	14,59	16,09	17,20	18,64	20,05	21,42	23,08	24,68	26,21
1000	7,06	7,98	8,88	9,95	11,01	12,05	13,24	14,50	15,74	17,35	18,52	20,05	21,54	22,97	24,70	26,34	27,91
1200	7,95	9,00	10,04	11,26	12,47	13,65	14,99	16,40	17,78	19,55	20,83	22,48	24,06	25,55	27,31	28,94	30,44
1400	8,71	9,88	11,03	12,39	13,71	15,00	16,47	17,99	19,45	21,32	22,65	24,33	25,90	27,35	29,00	30,45	31,68
1600	9,33	10,61	11,85	13,31	14,73	16,10	17,64	19,22	20,73	22,61	23,92	25,54	27,00	28,28	29,65		
1800	9,81	11,17	12,49	14,03	15,51	16,92	18,50	20,09	21,57	23,38	24,60	26,04	27,26				
2000	10,14	11,57	12,94	14,52	16,02	17,45	19,01	20,55	21,94	23,58	24,63						
2400	10,33	11,80	13,20	14,77	16,21	17,52	18,88	20,12									
2800	9,81	11,24	12,54	13,93	15,13	16,13											
3200	8,53	9,77*	10,84*														

P_a (kW) referred to i

rpm / i	1,00 / 1,01	1,02 / 1,03	1,04 / 1,06	1,07 / 1,08	1,09 / 1,12	1,13 / 1,16	1,17 / 1,22	1,23 / 1,32	1,33 / 1,50	over 1,51
100	0,00	0,01	0,02	0,03	0,04	0,05	0,06	0,07	0,08	0,09
200	0,00	0,02	0,04	0,06	0,08	0,10	0,11	0,13	0,15	0,17
300	0,00	0,03	0,06	0,09	0,11	0,14	0,17	0,20	0,23	0,26
400	0,00	0,04	0,08	0,11	0,15	0,19	0,23	0,27	0,31	0,34
500	0,00	0,05	0,10	0,14	0,19	0,24	0,29	0,34	0,38	0,43
600	0,00	0,06	0,11	0,17	0,23	0,29	0,34	0,40	0,46	0,51
700	0,00	0,07	0,13	0,20	0,27	0,33	0,40	0,47	0,53	0,60
800	0,00	0,08	0,15	0,23	0,30	0,38	0,46	0,54	0,61	0,69
900	0,00	0,09	0,17	0,26	0,34	0,43	0,52	0,60	0,69	0,77
1000	0,00	0,09	0,19	0,29	0,38	0,48	0,57	0,67	0,76	0,86
1200	0,00	0,11	0,23	0,34	0,46	0,57	0,69	0,80	0,92	1,03
1400	0,00	0,13	0,27	0,40	0,53	0,67	0,80	0,94	1,07	1,20
1600	0,00	0,15	0,30	0,46	0,61	0,76	0,92	1,07	1,22	1,37
1800	0,00	0,17	0,34	0,52	0,68	0,86	1,03	1,21	1,37	1,54
2000	0,00	0,19	0,38	0,57	0,76	0,95	1,15	1,34	1,53	1,71
2400	0,00	0,23	0,46	0,69	0,91	1,14	1,38	1,61	1,83	2,06
2800	0,00	0,27	0,53	0,80	1,07	1,33	1,61	1,88	2,14	2,40
3200	0,00	0,30	0,61	0,92	1,22	1,52	1,84	2,14	2,44	2,74

* Belt speed is greater than 30 m/s then is necessary to use dynamically balanced pulleys. A reduction in belt life can be expected. Suggested a smaller section.

CLASSICAL WRAPPED V-BELTS



Oleostatic Gold D SECTION

Code	Internal length LI (mm)	Code	Internal length LI (mm)	Code	Internal length LI (mm)	Code	Internal length LI (mm)	Code	Internal length LI (mm)	Code	Internal length LI (mm)	Code	Internal length LI (mm)
D 79	2010	D 135	3429	D 170	4310	D 207	5259	D 250	6294	D 300	7565	D 390	9849
D 98	2500	D 136	3454	D 173	4394	D 208	5283	D 255	6424	D 314	7924	D 394	10000
D 104	2650	D 137	3475	D 175	4445	D 210	5334	D 264	6650	D 315	7950	D 420	10624
D 110	2800	D 140	3550	D 177	4500	D 220	5588	D 266	6700	D 316	7974	D 441	11200
D 118	3000	D 144	3658	D 180	4572	D 223	5600	D 270	6804	D 326	8224	D 480	12139
D 120	3048	D 148	3760	D 187	4750	D 225	5659	D 280	7050	D 330	8329	D 510	12897
D 124	3150	D 154	3914	D 195	4953	D 236	5940	D 282	7100	D 345	8709	D 540	13659
D 128	3251	D 158	4013	D 197	5000	D 238	6000	D 285	7184	D 354	8940	D 600	15184
D 132	3435	D 162	4115	D 204	5182	D 240	6039	D 295	7425	D 360	9090		
D 134	3403	D 167	4241	D 205	5209	D 248	6244	D 298	7500	D 374	9445		

TABLE 4 - P_b (kW) referred to \emptyset (mm)

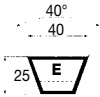
RPM / \emptyset	300	315	355	400	450	500	560	630	710	800	900
50	4,61	4,92	5,77	6,73	7,79	8,85	10,12	11,61	13,31	15,22	17,34
100	9,21	9,85	11,54	13,45	15,57	17,69	20,24	23,20	26,59	30,40	34,62
150	13,81	14,77	17,31	20,17	23,35	26,52	30,33	34,76	39,83	45,51	51,82
200	18,41	19,68	23,07	26,87	31,10	35,32	40,38	46,28	53,00	60,53	68,87
300	27,58	29,48	34,54	40,23	46,53	52,82	60,35	69,09	79,03	90,14	102,37
400	36,71	39,23	45,95	53,49	61,83	70,13	80,04	91,52	104,52	118,96	134,75
500	45,78	48,92	57,26	66,61	76,93	87,18	99,38	113,44	129,27	146,72	165,62
600	54,78	58,52	68,46	79,57	91,80	103,91	118,26	134,71	153,10	173,17	194,62
750	68,12	72,75	85,00	98,63	113,57	128,26	145,54	165,14	186,71	209,79	
900	81,23	86,70	101,14	117,13	134,54	151,53	171,29	193,39	217,21		
1000	89,82	95,82	111,65	129,10	148,01	166,33	187,46	210,80			
1200	106,56	113,57	131,95	152,03	173,48	193,94					
1400	122,64	130,55	151,15	173,37	196,71						
1500	130,39	138,71	160,28	183,37							
1700	145,26	154,29	177,48								
1800	152,34	161,68	185,50								
1900	159,18	168,77									
2000	165,75	175,57									

P_d (kW) referred to i

rpm / i	1,00 / 1,01	1,02 / 1,03	1,04 / 1,06	1,07 / 1,08	1,09 / 1,12	1,13 / 1,16	1,17 / 1,22	1,23 / 1,32	1,33 / 1,50	over 1,51
50	0,00	0,01	0,03	0,04	0,06	0,07	0,09	0,10	0,11	0,13
100	0,00	0,03	0,06	0,09	0,11	0,14	0,17	0,20	0,23	0,26
150	0,00	0,04	0,09	0,13	0,17	0,21	0,26	0,30	0,34	0,39
200	0,00	0,06	0,11	0,17	0,23	0,28	0,34	0,40	0,46	0,51
300	0,00	0,09	0,17	0,26	0,34	0,43	0,52	0,60	0,69	0,77
400	0,00	0,11	0,23	0,34	0,46	0,57	0,69	0,80	0,91	1,03
500	0,00	0,14	0,29	0,43	0,57	0,71	0,86	1,00	1,14	1,28
600	0,00	0,17	0,34	0,52	0,68	0,85	1,03	1,20	1,37	1,54
750	0,00	0,21	0,43	0,64	0,86	1,07	1,29	1,51	1,71	1,93
900	0,00	0,26	0,51	0,77	1,03	1,28	1,55	1,81	2,06	2,31
1000	0,00	0,28	0,57	0,86	1,14	1,42	1,72	2,01	2,29	2,57
1200	0,00	0,34	0,69	1,03	1,37	1,71	2,07	2,41	2,74	3,08
1400	0,00	0,40	0,80	1,20	1,60	1,99	2,41	2,81	3,20	3,60
1500	0,00	0,43	0,86	1,29	1,71	2,14	2,58	3,01	3,43	3,85
1700	0,00	0,48	0,97	1,46	1,94	2,42	2,93	3,41	3,89	4,37
1800	0,00	0,51	1,03	1,55	2,05	2,56	3,10	3,61	4,11	4,62
1900	0,00	0,54	1,09	1,63	2,17	2,71	3,27	3,82	4,34	4,88
2000	0,00	0,57	1,14	1,72	2,28	2,85	3,44	4,02	4,57	5,14

* Belt speed is greater than 30 m/s then is necessary to use dynamically balanced pulleys. A reduction in belt life can be expected. Suggested a smaller section.

CLASSICAL WRAPPED V-BELTS



Oleostatic Gold E SECTION

Code	Internal length LI (mm)	Code	Internal length LI (mm)	Code	Internal length LI (mm)	Code	Internal length LI (mm)	Code	Internal length LI (mm)	Code	Internal length LI (mm)
E 180	4575	E 226	5660	E 270	6780	E 300	7540	E 354	9000	E 441	11200
E 197	5000	E 240	6015	E 280	7100	E 316	7950	E 360	9065	E 480	12115
E 210	5335	E 248	6220	E 285	7160	E 330	8305	E 394	9930	E 492	12500
E 220	5600	E 255	6400	E 295	7500	E 345	8685	E 420	10600	E 540	13635
										E 600	15160

TABLE 4 - P_b (kW) referred to Ø (mm)

RPM / Ø	450	500	560	630	710	800	900	1000	1120	1250
50	3,88	4,58	5,40	6,36	7,44	8,64	9,96	11,27	12,82	14,48
100	7,04	8,35	9,90	11,69	13,71	15,95	18,42	20,85	23,72	26,79
150	9,91	11,79	14,03	16,60	19,49	22,70	26,20	29,65	33,70	38,00
200	12,58	15,01	17,89	21,19	24,90	28,99	33,44	37,79	42,87	48,20
250	15,09	18,04	21,52	25,51	29,97	34,87	40,16	45,29	51,21	57,34
300	17,45	20,89	24,95	29,58	34,72	40,34	46,35	52,10	58,66	65,32
400	21,77	26,12	31,20	36,93	43,23	49,96	56,98	63,49	70,57	77,27
500	25,57	30,69	36,62	43,21	50,29	57,65	65,01	71,43	77,80	82,90
600	28,83	34,59	41,15	48,30	55,75	63,14	70,01	75,33		
700	31,53	37,76	44,72	52,07	59,40	66,12	71,54			
750	32,66	39,05	46,11	53,42	60,48	66,58				
900	35,07	41,66	48,55	55,09	60,39					
1000	35,82	42,24	48,61	54,03						
1100	35,81	41,82	47,29							
1200	34,98	40,31								
1300	33,29	37,63								
1400	30,68									
1450	29,00									

P_d (kW) referred to i

rpm / i	1,00 / 1,01	1,02 / 1,03	1,04 / 1,06	1,07 / 1,08	1,09 / 1,12	1,13 / 1,16	1,17 / 1,22	1,23 / 1,32	1,33 / 1,50	over 1,51
50	0,00	0,02	0,05	0,07	0,09	0,12	0,14	0,17	0,19	0,21
100	0,00	0,05	0,09	0,14	0,19	0,24	0,29	0,33	0,38	0,43
150	0,00	0,07	0,14	0,21	0,28	0,35	0,43	0,50	0,57	0,64
200	0,00	0,09	0,19	0,28	0,38	0,47	0,57	0,67	0,76	0,85
250	0,00	0,12	0,24	0,36	0,47	0,59	0,71	0,83	0,95	1,06
300	0,00	0,14	0,28	0,43	0,57	0,71	0,86	1,00	1,14	1,28
400	0,00	0,19	0,38	0,57	0,76	0,94	1,14	1,33	1,51	1,70
500	0,00	0,24	0,47	0,71	0,94	1,18	1,43	1,66	1,89	2,13
600	0,00	0,28	0,57	0,85	1,13	1,42	1,71	2,00	2,27	2,55
700	0,00	0,33	0,66	1,00	1,32	1,65	2,00	2,33	2,65	2,98
750	0,00	0,35	0,71	1,07	1,42	1,77	2,14	2,50	2,84	3,19
900	0,00	0,42	0,85	1,28	1,70	2,12	2,57	2,99	3,41	3,83
1000	0,00	0,47	0,95	1,42	1,89	2,36	2,85	3,33	3,79	4,25
1100	0,00	0,52	1,04	1,56	2,08	2,60	3,14	3,66	4,17	4,68
1200	0,00	0,56	1,14	1,71	2,27	2,83	3,42	3,99	4,54	5,11
1300	0,00	0,61	1,23	1,85	2,46	3,07	3,71	4,32	4,92	5,53
1400	0,00	0,66	1,32	1,99	2,64	3,30	3,99	4,66	5,30	5,96
1450	0,00	0,68	1,37	2,06	2,74	3,42	4,14	4,82	5,49	6,17

* Belt speed is greater than 30 m/s then is necessary to use dynamically balanced pulleys. A reduction in belt life can be expected. Suggested a smaller section.

CLASSICAL WRAPPED V-BELTS



Oleostatic 20 SECTION

Code	Internal length LI (mm)	Code	Internal length LI (mm)	Code	Internal length LI (mm)	Code	Internal length LI (mm)	Code	Internal length LI (mm)	Code	Internal length LI (mm)	Code	Internal length LI (mm)
20	1800	20	2000	20	2360	20	3000	20	3550	20	4500	20	6000
20	1875	20	2050	20	2500	20	3150	20	3650	20	4750		
20	1900	20	2120	20	2600	20	3250	20	3750	20	5000		
20	1925	20	2200	20	2650	20	3350	20	4000	20	5300		
20	1950	20	2240	20	2800	20	3450	20	4250	20	5600		

TABLE 4 - P_b (kW) referred to \emptyset (mm)

RPM / \emptyset	140	160	180	200	224	236	250	280	315	355
50	0,34	0,41	0,49	0,56	0,64	0,68	0,73	0,84	0,96	1,09
100	0,60	0,73	0,88	1,01	1,16	1,24	1,34	1,52	1,74	1,99
200	1,05	1,31	1,55	1,79	2,08	2,22	2,39	2,73	3,13	3,58
400	1,79	2,24	2,69	3,13	3,64	3,90	4,19	4,81	5,52	6,30
600	2,40	3,04	3,66	4,27	4,99	5,34	5,74	6,60	7,56	8,61
700	2,67	3,40	4,10	4,79	5,60	5,99	6,45	7,40	8,47	9,63
800	2,92	3,72	4,51	5,27	6,16	6,60	7,10	8,14	9,29	10,55
900	3,15	4,04	4,90	5,73	6,70	7,17	7,71	8,82	10,06	11,38
1000	3,38	4,34	5,25	6,15	7,19	7,70	8,27	9,46	10,75	12,11
1200	3,76	4,86	5,91	6,92	8,08	8,63	9,26	10,54	11,89	13,27
1400	4,09	5,30	6,47	7,56	8,81	9,39	10,06	11,37	12,71	13,97
1600	4,36	5,68	6,93	8,09	9,38	10	10,66	11,94	13,17	14,20
1800	4,57	6,04	7,28	8,50	9,80	10,40	11,05	12,23	13,24	13,89
2000	4,73	6,20	7,55	8,77	10,05	10,62	11,20	12,21	12,89	12,99
2300	4,86	6,39	7,74	8,93	10,08	10,54	10,99	11,55		
2600	4,85	6,39	7,69	8,74	9,65	9,95				
2900	4,68	6,18	7,36	8,20	8,74					
3000	4,60	6,07	7,19	7,95	8,31					

P_d (kW) referred to i

RPM / i	1,00/1,01	1,02/1,03	1,04/1,06	1,07/1,08	1,09/1,12	1,13/1,16	1,17/1,22	1,23/1,32	1,33/1,50	over 1,51
50	0,00	0,00	0,01	0,01	0,02	0,02	0,03	0,03	0,04	0,04
100	0,00	0,01	0,02	0,03	0,04	0,05	0,05	0,06	0,07	0,07
200	0,00	0,02	0,04	0,05	0,07	0,09	0,10	0,12	0,14	0,15
400	0,00	0,04	0,07	0,10	0,14	0,17	0,21	0,23	0,27	0,31
600	0,00	0,05	0,10	0,15	0,21	0,26	0,31	0,36	0,41	0,46
700	0,00	0,06	0,12	0,18	0,24	0,30	0,36	0,41	0,48	0,53
800	0,00	0,07	0,14	0,21	0,27	0,34	0,41	0,48	0,54	0,61
900	0,00	0,08	0,15	0,23	0,31	0,39	0,46	0,54	0,61	0,68
1000	0,00	0,08	0,17	0,26	0,34	0,43	0,51	0,59	0,68	0,77
1200	0,00	0,10	0,21	0,31	0,41	0,52	0,61	0,72	0,82	0,92
1400	0,00	0,12	0,24	0,36	0,48	0,60	0,71	0,84	0,95	1,07
1600	0,00	0,14	0,27	0,41	0,55	0,68	0,81	0,95	1,08	1,22
1800	0,00	0,15	0,31	0,47	0,61	0,77	0,92	1,07	1,22	1,38
2000	0,00	0,17	0,34	0,51	0,68	0,86	1,02	1,19	1,36	1,53
2300	0,00	0,20	0,39	0,59	0,79	0,98	1,17	1,37	1,56	1,76
2600	0,00	0,22	0,44	0,67	0,89	1,11	1,32	1,55	1,77	1,99
2900	0,00	0,24	0,50	0,75	0,99	1,24	1,48	1,73	1,97	2,21
3000	0,00	0,25	0,51	0,77	1,03	1,29	1,53	1,79	2,04	2,30



Oleostatic 25 SECTION

Code	Internal length LI (mm)	Code	Internal length LI (mm)	Code	Internal length LI (mm)	Code	Internal length LI (mm)	Code	Internal length LI (mm)	Code	Internal length LI (mm)	Code	Internal length LI (mm)
25	1800	25	2240	25	2800	25	3750	25	5000	25	6700	25	10000
25	1900	25	2325	25	2950	25	3950	25	5300	25	7100		
25	1950	25	2360	25	3000	25	4000	25	5600	25	7500		
25	2000	25	2450	25	3150	25	4250	25	5700	25	8000		
25	2050	25	2500	25	3300	25	4450	25	6000	25	8500		
25	2120	25	2650	25	3350	25	4500	25	6300	25	9000		
25	2200	25	2700	25	3550	25	4750	25	6500	25	9500		

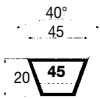
TABLE 4 - P_b (kW) referred to \emptyset (mm)

RPM / \emptyset	224	236	250	280	315	335	400	450	500	560
50	0,71	0,80	0,88	1,06	1,28	1,52	1,80	2,09	2,39	2,74
100	1,29	1,43	1,59	1,94	2,35	2,81	3,32	3,88	4,44	5,09
200	2,25	2,53	2,94	3,50	4,25	5,12	6,07	7,12	8,15	9,37
400	3,88	4,38	4,96	6,17	7,58	9,15	10,89	12,78	14,62	16,77
600	5,21	5,92	6,73	8,46	10,41	12,6	14,98	17,52	19,96	22,74
800	6,22	7,20	8,34	10,38	12,81	15,48	18,33	21,30	24,04	27,02
900	6,78	7,75	8,87	11,22	13,84	16,69	19,70	22,77	25,54	28,43
1000	7,19	8,24	9,45	11,95	14,75	17,74	20,84	23,94	26,63	29,29
1200	7,84	9,13	10,37	12,13	16,17	19,31	22,41	25,29	27,50	29,18
1400	8,25	9,54	10,99	13,92	17,02	20,09	22,91	25,13		
1500	8,36	9,68	11,17	14,15	17,22	20,18	22,71	24,44		
1600	8,40	9,75	11,26	14,24	17,25	20,01				
1700	8,37	9,74	11,26	14,22	17,11	19,61				
1800	8,27	9,65	11,16	14,06	16,78					
2000	7,85	9,21	10,67	13,32	15,56					
2200	7,11	8,39	9,73	12,00						
2400	6,02	7,18	8,33							
2500	5,33	6,42	7,45							

P_d (kW) referred to i

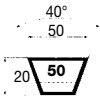
RPM / i	1,00/1,01	1,02/1,03	1,04/1,06	1,07/1,08	1,09/1,12	1,13/1,16	1,17/1,22	1,23/1,32	1,33/1,50	over 1,51
50	0,00	0,01	0,01	0,02	0,02	0,03	0,03	0,04	0,04	0,04
100	0,00	0,01	0,02	0,03	0,04	0,06	0,07	0,08	0,09	0,09
200	0,00	0,02	0,04	0,07	0,09	0,11	0,12	0,14	0,17	0,19
400	0,00	0,04	0,09	0,12	0,17	0,21	0,25	0,29	0,33	0,37
600	0,00	0,07	0,12	0,19	0,25	0,32	0,37	0,44	0,50	0,56
800	0,00	0,08	0,14	0,22	0,30	0,36	0,44	0,51	0,58	0,65
900	0,00	0,09	0,17	0,25	0,33	0,42	0,50	0,58	0,66	0,75
1000	0,00	0,10	0,19	0,29	0,37	0,47	0,56	0,66	0,75	0,84
1200	0,00	0,10	0,21	0,32	0,42	0,53	0,63	0,73	0,84	0,94
1400	0,00	0,14	0,30	0,44	0,58	0,74	0,87	1,02	1,17	1,31
1500	0,00	0,15	0,32	0,47	0,63	0,78	0,94	1,09	1,24	1,40
1600	0,00	0,17	0,33	0,51	0,67	0,84	0,99	1,17	1,32	1,49
1700	0,00	0,18	0,35	0,54	0,72	0,89	1,06	1,24	1,41	1,58
1800	0,00	0,19	0,37	0,57	0,75	0,95	1,12	1,31	1,50	1,68
2000	0,00	0,21	0,42	0,63	0,84	1,05	1,24	1,45	1,66	1,87
2200	0,00	0,23	0,46	0,69	0,92	1,15	1,37	1,60	1,83	2,05
2400	0,00	0,25	0,51	0,76	1,00	1,26	1,50	1,75	2,00	2,24
2500	0,00	0,26	0,53	0,79	1,05	1,31	1,56	1,83	2,08	2,33

CLASSICAL WRAPPED V-BELTS



Oleostatic 45 SECTION

Code	Internal length LI (mm)	Code	Internal length LI (mm)	Code	Internal length LI (mm)	Code	Internal length LI (mm)	Code	Internal length LI (mm)	Code	Internal length LI (mm)
45	2000	45	2500	45	2750	45	3000	45	3250	45	3500
45	2300	45	2650	45	2850	45	3150	45	3300	45	3750
										45	4000



Oleostatic 50 SECTION

Code	Internal length LI (mm)	Code	Internal length LI (mm)	Code	Internal length LI (mm)	Code	Internal length LI (mm)	Code	Internal length LI (mm)	Code	Internal length LI (mm)
50	2000	50	2300	50	2750	50	3000	50	4000	50	3750
50	2050	50	2500	50	2850	50	3150	50	3500	50	3950
50	2150	50	2650	50	2870	50	3250	50	3670	50	4000

NARROW WRAPPED V-BELTS DIN



NARROW WRAPPED V-BELTS DIN Extra - Oleostatic Gold

BELT CHARACTERISTICS

section	SPZ	SPA	SPB	SPC
a (mm)	9,7	12,7	16,3	22
s (mm)	8	10	13	18
pitch length - internal length = Δi (mm)	39	47	61	86
external length - pitch length = Δe (mm)	13	18	22	30
weight (gr/m)	70	120	195	365
min. pulley diam. (mm)	63	90	140	224
working temperature	-30°C / +80°C			
relevant standards	DIN 7753 - ISO 4184			
relevant antistatic standard	ISO 1813			
materials	SBR and/or CR blend - polyester cord - cotton/polyester fabric			

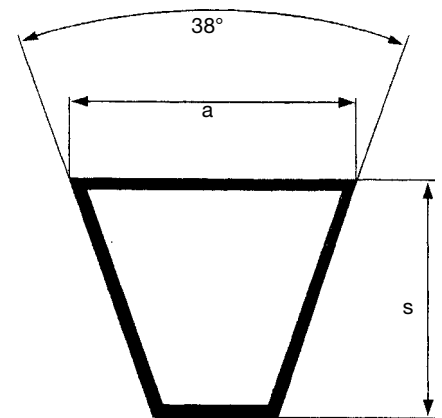


TABLE 3 - CORRECTION FACTOR C_L according to type and length of the belt

	512	630	710	732	800	900	1000	1120	1250	1400	1600	1800	2000	2240	2500	2800	3150	3550	4000	4500	5000	5600	6300	7100	8000	9000	10000	11200	12500	
SPZ	0,81	0,82	0,84	0,85	0,86	0,88	0,90	0,93	0,94	0,96	1,00	1,01	1,02	1,05	1,07	1,09	1,11	1,13												
SPA				0,80	0,81	0,83	0,85	0,87	0,89	0,91	0,93	0,95	0,96	0,98	1,00	1,02	1,04	1,06	1,08	1,09										
SPB									0,82	0,84	0,86	0,88	0,90	0,92	0,94	0,96	0,98	1,00	1,02	1,04	1,06	1,08	1,10	1,12	1,14					
SPC													0,81	0,83	0,86	0,88	0,90	0,92	0,94	0,96	0,98	1,00	1,02	1,04	1,06	1,08	1,10	1,12	1,14	

TABLE 5 - INSTALLATION AND TAKE UP ALLOWANCE

L (mm)	Y (mm)				X (mm)
	SPZ	SPA	SPB	SPC	
512 / 670	15	15			10
670 / 1000	15	20			14
1000 / 1250	20	20			18
1250 / 1800	20	25	30		23
1800 / 2240	25	25	30	40	28
2240 / 3000	25	30	35	45	36
3000 / 3500	30	30	40	45	44

NARROW WRAPPED V-BELTS DIN



Extra SPZ SECTION

Code	External length LA (mm)	Code	External length LA (mm)	Code	External length LA (mm)	Code	External length LA (mm)	Code	External length LA (mm)	Code	External length LA (mm)	Code	External length LA (mm)
SPZ 487	500	SPZ 812	825	SPZ 1024	1037	SPZ 1250	1263	SPZ 1512	1525	SPZ 1850	1863	SPZ 2262	2275
SPZ 512	525	SPZ 825	838	SPZ 1037	1050	SPZ 1262	1275	SPZ 1520	1533	SPZ 1862	1875	SPZ 2287	2300
SPZ 562	575	SPZ 837	850	SPZ 1047	1060	SPZ 1270	1283	SPZ 1537	1550	SPZ 1887	1900	SPZ 2360	2373
SPZ 587	600	SPZ 850	863	SPZ 1060	1073	SPZ 1287	1300	SPZ 1562	1575	SPZ 1900	1913	SPZ 2410	2423
SPZ 607	620	SPZ 862	875	SPZ 1077	1090	SPZ 1312	1325	SPZ 1587	1600	SPZ 1937	1950	SPZ 2437	2450
SPZ 612	625	SPZ 875	888	SPZ 1087	1100	SPZ 1320	1333	SPZ 1600	1613	SPZ 1962	1975	SPZ 2487	2500
SPZ 630	643	SPZ 887	900	SPZ 1112	1125	SPZ 1337	1350	SPZ 1612	1625	SPZ 1987	2000	SPZ 2500	2513
SPZ 637	650	SPZ 900	913	SPZ 1120	1133	SPZ 1340	1353	SPZ 1637	1650	SPZ 2000	2013	SPZ 2540	2553
SPZ 662	675	SPZ 912	925	SPZ 1137	1150	SPZ 1347	1360	SPZ 1650	1663	SPZ 2019	2032	SPZ 2650	2663
SPZ 670	683	SPZ 922	935	SPZ 1140	1153	SPZ 1362	1375	SPZ 1662	1675	SPZ 2030	2043	SPZ 2690	2703
SPZ 687	700	SPZ 925	938	SPZ 1147	1160	SPZ 1387	1400	SPZ 1687	1700	SPZ 2037	2050	SPZ 2800	2813
SPZ 710	723	SPZ 937	950	SPZ 1150	1163	SPZ 1400	1413	SPZ 1700	1713	SPZ 2062	2075	SPZ 2840	2853
SPZ 722	735	SPZ 950	963	SPZ 1162	1175	SPZ 1412	1425	SPZ 1737	1750	SPZ 2087	2100	SPZ 3000	3013
SPZ 737	750	SPZ 962	975	SPZ 1180	1193	SPZ 1420	1433	SPZ 1750	1763	SPZ 2120	2133	SPZ 3150	3163
SPZ 750	763	SPZ 975	988	SPZ 1187	1200	SPZ 1437	1450	SPZ 1762	1775	SPZ 2137	2150	SPZ 3350	3363
SPZ 762	775	SPZ 987	1000	SPZ 1200	1213	SPZ 1462	1475	SPZ 1787	1800	SPZ 2150	2163	SPZ 3550	3563
SPZ 772	785	SPZ 1000	1013	SPZ 1202	1215	SPZ 1470	1483	SPZ 1800	1813	SPZ 2160	2173		
SPZ 787	800	SPZ 1010	1023	SPZ 1212	1225	SPZ 1487	1500	SPZ 1812	1825	SPZ 2187	2200		
SPZ 800	813	SPZ 1012	1025	SPZ 1237	1250	SPZ 1500	1513	SPZ 1837	1850	SPZ 2240	2253		

TABLE 4 - P_b (kW) referred to Ø (mm)

P_d (kW) referred to i

RPM / Ø	63	71	80	90	100	112	125	140	150	160	170	180	RPM / i	1,00/1,01	1,02/1,05	1,06/1,11	1,12/1,18	1,19/1,26	1,27/1,38	1,39/1,57	1,58/1,94	1,95/3,38	over 3,38	
100	0,08	0,10	0,13	0,16	0,18	0,22	0,25	0,30	0,32	0,35	0,38	0,41	100	0,00	0,00	0,00	0,01	0,01	0,01	0,01	0,01	0,01	0,01	
200	0,14	0,19	0,24	0,29	0,34	0,41	0,48	0,56	0,61	0,66	0,71	0,77	200	0,00	0,00	0,01	0,01	0,01	0,02	0,02	0,02	0,02	0,02	0,03
500	0,30	0,41	0,52	0,65	0,78	0,93	1,09	1,27	1,40	1,52	1,64	1,76	500	0,00	0,01	0,01	0,03	0,04	0,04	0,05	0,06	0,06	0,07	
700	0,40	0,54	0,70	0,87	1,04	1,25	1,47	1,72	1,89	2,05	2,21	2,38	700	0,00	0,01	0,02	0,04	0,05	0,06	0,07	0,08	0,09	0,09	
900	0,48	0,66	0,86	1,08	1,30	1,55	1,83	2,15	2,35	2,56	2,77	2,97	900	0,00	0,01	0,03	0,05	0,06	0,08	0,09	0,10	0,11	0,12	
1.000	0,52	0,72	0,94	1,18	1,42	1,70	2,01	2,35	2,58	2,81	3,03	3,26	1.000	0,00	0,01	0,03	0,05	0,07	0,09	0,10	0,11	0,12	0,13	
1.400	0,68	0,94	1,24	1,57	1,89	2,27	2,68	3,15	3,45	3,75	4,05	4,35	1.400	0,00	0,02	0,04	0,07	0,10	0,12	0,14	0,16	0,17	0,18	
1.500	0,71	1,00	1,31	1,66	2,00	2,41	2,85	3,34	3,66	3,98	4,29	4,60	1.500	0,00	0,02	0,04	0,08	0,11	0,13	0,15	0,17	0,18	0,20	
1.700	0,78	1,10	1,45	1,84	2,23	2,68	3,16	3,71	4,06	4,41	4,76	5,10	1.700	0,00	0,02	0,05	0,09	0,12	0,15	0,17	0,19	0,21	0,22	
1.800	0,81	1,15	1,52	1,93	2,33	2,81	3,31	3,88	4,26	4,62	4,98	5,34	1.800	0,00	0,02	0,05	0,09	0,13	0,15	0,18	0,20	0,22	0,23	
2.500	1,02	1,47	1,96	2,50	3,03	3,65	4,30	5,03	5,50	5,95	6,39	6,82	2.500	0,00	0,03	0,07	0,13	0,18	0,21	0,25	0,28	0,31	0,33	
2.900	1,12	1,63	2,19	2,80	3,39	4,08	4,80	5,60	6,10	6,59	7,05	7,49	2.900	0,00	0,03	0,09	0,15	0,21	0,25	0,29	0,33	0,36	0,38	
3.000	1,15	1,67	2,25	2,87	3,48	4,19	4,92	5,73	6,24	6,73	7,20	7,64	3.000	0,00	0,03	0,09	0,16	0,21	0,26	0,30	0,34	0,37	0,39	
3.400	1,23	1,81	2,45	3,14	3,80	4,57	5,35	6,20	6,73	7,24	7,70	8,14*	3.400	0,00	0,04	0,10	0,18	0,24	0,29	0,34	0,38	0,42	0,44	
3.600	1,27	1,88	2,54	3,26	3,95	4,74	5,55	6,41	6,95	7,45	7,91*	8,33*	3.600	0,00	0,04	0,11	0,19	0,25	0,31	0,36	0,41	0,44	0,47	
4.000	1,34	2,00	2,72	3,49	4,22	5,05	5,89	6,77	7,30*	7,78*			4.000	0,00	0,04	0,12	0,21	0,28	0,34	0,40	0,45	0,49	0,52	
5.000	1,47	2,24	3,06	3,93	4,73	5,61	6,45*						5.000	0,00	0,05	0,15	0,26	0,35	0,43	0,50	0,56	0,62	0,65	
6.000	1,51	2,37	3,26	4,17	4,99*								6.000	0,00	0,07	0,18	0,31	0,42	0,51	0,60	0,68	0,74	0,78	

* Belt speed is greater than 30 m/s then is necessary to use dynamically balanced pulleys. A reduction in belt life can be expected. Suggested a smaller section.

NARROW WRAPPED V-BELTS DIN



Oleostatic Gold SPZ SECTION

Code	External length LA (mm)	Code	External length LA (mm)	Code	External length LA (mm)	Code	External length LA (mm)	Code	External length LA (mm)	Code	External length LA (mm)	Code	External length LA (mm)
SPZ 487	500	SPZ 812	825	SPZ 1024	1037	SPZ 1250	1263	SPZ 1512	1525	SPZ 1850	1863	SPZ 2262	2275
SPZ 512	525	SPZ 825	838	SPZ 1037	1050	SPZ 1262	1275	SPZ 1520	1533	SPZ 1862	1875	SPZ 2287	2300
SPZ 562	575	SPZ 837	850	SPZ 1047	1060	SPZ 1270	1283	SPZ 1537	1550	SPZ 1887	1900	SPZ 2360	2373
SPZ 587	600	SPZ 850	863	SPZ 1060	1073	SPZ 1287	1300	SPZ 1562	1575	SPZ 1900	1913	SPZ 2410	2423
SPZ 607	620	SPZ 862	875	SPZ 1077	1090	SPZ 1312	1325	SPZ 1587	1600	SPZ 1937	1950	SPZ 2437	2450
SPZ 612	625	SPZ 875	888	SPZ 1087	1100	SPZ 1320	1333	SPZ 1600	1613	SPZ 1962	1975	SPZ 2487	2500
SPZ 630	643	SPZ 887	900	SPZ 1112	1125	SPZ 1337	1350	SPZ 1612	1625	SPZ 1987	2000	SPZ 2500	2513
SPZ 637	650	SPZ 900	913	SPZ 1120	1133	SPZ 1340	1353	SPZ 1637	1650	SPZ 2000	2013	SPZ 2540	2553
SPZ 662	675	SPZ 912	925	SPZ 1137	1150	SPZ 1347	1360	SPZ 1650	1663	SPZ 2019	2032	SPZ 2650	2663
SPZ 670	683	SPZ 922	935	SPZ 1140	1153	SPZ 1362	1375	SPZ 1662	1675	SPZ 2030	2043	SPZ 2690	2703
SPZ 687	700	SPZ 925	938	SPZ 1147	1160	SPZ 1387	1400	SPZ 1687	1700	SPZ 2037	2050	SPZ 2800	2813
SPZ 710	723	SPZ 937	950	SPZ 1150	1163	SPZ 1400	1413	SPZ 1700	1713	SPZ 2062	2075	SPZ 2840	2853
SPZ 722	735	SPZ 950	963	SPZ 1162	1175	SPZ 1412	1425	SPZ 1737	1750	SPZ 2087	2100	SPZ 3000	3013
SPZ 737	750	SPZ 962	975	SPZ 1180	1193	SPZ 1420	1433	SPZ 1750	1763	SPZ 2120	2133	SPZ 3150	3163
SPZ 750	763	SPZ 975	988	SPZ 1187	1200	SPZ 1437	1450	SPZ 1762	1775	SPZ 2137	2150	SPZ 3350	3363
SPZ 762	775	SPZ 987	1000	SPZ 1200	1213	SPZ 1462	1475	SPZ 1787	1800	SPZ 2150	2163	SPZ 3550	3563
SPZ 772	785	SPZ 1000	1013	SPZ 1202	1215	SPZ 1470	1483	SPZ 1800	1813	SPZ 2160	2173		
SPZ 787	800	SPZ 1010	1023	SPZ 1212	1225	SPZ 1487	1500	SPZ 1812	1825	SPZ 2187	2200		
SPZ 800	813	SPZ 1012	1025	SPZ 1237	1250	SPZ 1500	1513	SPZ 1837	1850	SPZ 2240	2253		

TABLE 4 - P_b (kW) referred to Ø (mm)

P_d (kW) referred to i

RPM / Ø	63	71	80	90	100	112	125	140	150	160	170	180	RPM / i	1,00/1,01	1,02/1,05	1,06/1,11	1,12/1,18	1,19/1,26	1,27/1,38	1,39/1,57	1,58/1,94	1,95/3,38	over 3,39
100	0,11	0,14	0,18	0,22	0,27	0,32	0,37	0,43	0,47	0,51	0,56	0,60	100	0,00	0,00	0,00	0,01	0,01	0,01	0,01	0,01	0,02	0,02
200	0,20	0,27	0,34	0,42	0,50	0,60	0,70	0,82	0,90	0,98	1,06	1,13	200	0,00	0,00	0,01	0,01	0,02	0,02	0,03	0,03	0,03	0,03
500	0,43	0,59	0,76	0,96	1,15	1,38	1,62	1,90	2,09	2,27	2,46	2,64	500	0,00	0,01	0,02	0,03	0,05	0,06	0,06	0,07	0,08	0,08
700	0,57	0,78	1,02	1,29	1,55	1,86	2,20	2,58	2,83	3,08	3,34	3,58	700	0,00	0,01	0,03	0,05	0,06	0,08	0,09	0,10	0,11	0,12
900	0,70	0,97	1,27	1,61	1,94	2,33	2,75	3,23	3,55	3,87	4,18	4,49	900	0,00	0,01	0,03	0,06	0,08	0,10	0,12	0,13	0,14	0,15
1.000	0,76	1,06	1,39	1,76	2,13	2,56	3,02	3,55	3,90	4,25	4,59	4,94	1.000	0,00	0,01	0,04	0,07	0,09	0,11	0,13	0,15	0,16	0,17
1.400	0,99	1,40	1,86	2,36	2,85	3,44	4,06	4,78	5,24	5,71	6,16	6,62	1.400	0,00	0,02	0,05	0,09	0,13	0,15	0,18	0,20	0,22	0,23
1.500	1,05	1,48	1,97	2,50	3,02	3,65	4,31	5,07	5,56	6,05	6,54	7,02	1.500	0,00	0,02	0,06	0,10	0,14	0,17	0,19	0,22	0,24	0,25
1.700	1,15	1,64	2,18	2,78	3,36	4,06	4,80	5,64	6,19	6,73	7,26	7,78	1.700	0,00	0,02	0,07	0,11	0,15	0,19	0,22	0,25	0,27	0,29
1.800	1,20	1,72	2,29	2,91	3,53	4,26	5,04	5,92	6,49	7,05	7,61	8,15	1.800	0,00	0,03	0,07	0,12	0,16	0,20	0,23	0,26	0,29	0,30
2.500	1,53	2,22	2,98	3,81	4,62	5,58	6,58	7,70	8,41	9,11	9,79	10,44	2.500	0,00	0,04	0,10	0,17	0,23	0,28	0,32	0,36	0,40	0,42
2.900	1,69	2,47	3,34	4,27	5,18	6,25	7,36	8,58	9,35	10,10	10,81	11,48	2.900	0,00	0,04	0,11	0,19	0,26	0,32	0,37	0,42	0,46	0,49
3.000	1,73	2,53	3,42	4,38	5,32	6,41	7,54	8,78	9,56	10,32	11,03	11,71	3.000	0,00	0,04	0,12	0,20	0,27	0,33	0,39	0,44	0,48	0,50
3.400	1,87	2,76	3,74	4,80	5,82	7,00	8,21	9,52	10,33	11,09	11,81	12,47*	3.400	0,00	0,05	0,13	0,23	0,31	0,37	0,44	0,49	0,54	0,57
3.600	1,94	2,87	3,89	4,99	6,05	7,27	8,51	9,84	10,66	11,42	12,12*	12,75*	3.600	0,00	0,05	0,14	0,24	0,33	0,40	0,46	0,52	0,57	0,60
4.000	2,05	3,07	4,17	5,35	6,48	7,76	9,04	10,38	11,19*	11,91*			4.000	0,00	0,06	0,15	0,27	0,36	0,44	0,52	0,58	0,63	0,67
5.000	2,26	3,45	4,72	6,05	7,29	8,63	9,90*						5.000	0,00	0,07	0,19	0,33	0,45	0,55	0,65	0,73	0,79	0,84
6.000	2,35	3,67	5,05	6,44	7,68*								6.000	0,00	0,08	0,23	0,40	0,55	0,66	0,77	0,87	0,95	1,01

* Belt speed is greater than 30 m/s then is necessary to use dynamically balanced pulleys. A reduction in belt life can be expected. Suggested a smaller section.

NARROW WRAPPED V-BELTS DIN



Extra SPA SECTION

Code	External length LA (mm)	Code	External length LA (mm)	Code	External length LA (mm)	Code	External length LA (mm)	Code	External length LA (mm)	Code	External length LA (mm)	Code	External length LA (mm)
SPA 657	675	SPA 1000	1018	SPA 1332	1350	SPA 1657	1675	SPA 1982	2000	SPA 2500	2518	SPA 3150	3168
SPA 707	725	SPA 1007	1025	SPA 1357	1375	SPA 1682	1700	SPA 2000	2018	SPA 2532	2550	SPA 3182	3200
SPA 732	750	SPA 1032	1050	SPA 1382	1400	SPA 1700	1718	SPA 2032	2050	SPA 2582	2600	SPA 3250	3268
SPA 757	775	SPA 1060	1078	SPA 1400	1418	SPA 1707	1725	SPA 2057	2075	SPA 2607	2625	SPA 3282	3300
SPA 782	800	SPA 1082	1100	SPA 1407	1425	SPA 1732	1750	SPA 2082	2100	SPA 2632	2650	SPA 3350	3368
SPA 800	818	SPA 1107	1125	SPA 1425	1443	SPA 1750	1768	SPA 2120	2138	SPA 2650	2668	SPA 3382	3400
SPA 807	825	SPA 1120	1138	SPA 1432	1450	SPA 1757	1775	SPA 2132	2150	SPA 2682	2700	SPA 3550	3568
SPA 832	850	SPA 1132	1150	SPA 1450	1468	SPA 1782	1800	SPA 2182	2200	SPA 2732	2750	SPA 3650	3668
SPA 850	868	SPA 1150	1168	SPA 1457	1475	SPA 1800	1818	SPA 2207	2225	SPA 2782	2800	SPA 3750	3768
SPA 857	875	SPA 1157	1175	SPA 1482	1500	SPA 1807	1825	SPA 2232	2250	SPA 2800	2818	SPA 4000	4018
SPA 882	900	SPA 1180	1198	SPA 1500	1518	SPA 1832	1850	SPA 2240	2258	SPA 2832	2850	SPA 4250	4268
SPA 900	918	SPA 1207	1225	SPA 1507	1525	SPA 1857	1875	SPA 2282	2300	SPA 2847	2865	SPA 4500	4518
SPA 907	925	SPA 1232	1250	SPA 1532	1550	SPA 1882	1900	SPA 2300	2318	SPA 2882	2900	SPA 4750	4768
SPA 925	943	SPA 1250	1268	SPA 1550	1568	SPA 1900	1918	SPA 2307	2325	SPA 2900	2918		
SPA 932	950	SPA 1257	1275	SPA 1557	1575	SPA 1907	1925	SPA 2332	2350	SPA 2932	2950		
SPA 950	968	SPA 1272	1290	SPA 1582	1600	SPA 1925	1943	SPA 2360	2378	SPA 2982	3000		
SPA 957	975	SPA 1282	1300	SPA 1600	1618	SPA 1932	1950	SPA 2382	2400	SPA 3000	3018		
SPA 967	985	SPA 1307	1325	SPA 1607	1625	SPA 1950	1968	SPA 2432	2450	SPA 3032	3050		
SPA 982	1000	SPA 1320	1338	SPA 1632	1650	SPA 1957	1975	SPA 2482	2500	SPA 3082	3100		

TABLE 4 - P_b (kW) referred to Ø (mm)

P_d (kW) referred to i

RPM / Ø	90	100	106	112	118	132	150	170	190	212	236	250	RPM / i	1,00/1,01	1,02/1,05	1,06/1,11	1,12/1,18	1,19/1,26	1,27/1,38	1,39/1,57	1,58/1,94	1,95/3,38	over 3,38
100	0,18	0,23	0,26	0,29	0,31	0,38	0,46	0,55	0,64	0,74	0,85	0,91	100	0,00	0,00	0,01	0,01	0,02	0,02	0,02	0,03	0,03	0,03
200	0,33	0,42	0,47	0,53	0,58	0,70	0,86	1,04	1,21	1,40	1,61	1,72	200	0,00	0,01	0,01	0,02	0,03	0,04	0,05	0,05	0,06	0,06
500	0,70	0,91	1,04	1,17	1,29	1,58	1,95	2,36	2,77	3,21	3,68	3,96	500	0,00	0,01	0,04	0,06	0,08	0,10	0,12	0,13	0,15	0,15
700	0,92	1,21	1,38	1,55	1,72	2,12	2,63	3,18	3,73	4,32	4,97	5,34	700	0,00	0,02	0,05	0,09	0,12	0,14	0,17	0,19	0,20	0,22
900	1,12	1,48	1,70	1,92	2,13	2,63	3,27	3,96	4,64	5,38	6,18	6,64	900	0,00	0,02	0,06	0,11	0,15	0,18	0,21	0,24	0,26	0,28
1.000	1,21	1,62	1,85	2,09	2,33	2,88	3,57	4,34	5,08	5,89	6,76	7,26	1.000	0,00	0,03	0,07	0,12	0,17	0,20	0,24	0,27	0,29	0,31
1.400	1,56	2,11	2,43	2,75	3,07	3,81	4,74	5,75	6,74	7,79	8,91	9,54	1.400	0,00	0,04	0,10	0,17	0,23	0,28	0,33	0,37	0,41	0,43
1.500	1,64	2,22	2,57	2,91	3,25	4,03	5,01	6,08	7,12	8,23	9,40	10,05	1.500	0,00	0,04	0,11	0,18	0,25	0,30	0,36	0,40	0,44	0,46
1.700	1,80	2,44	2,82	3,21	3,58	4,45	5,54	6,72	7,85	9,06	10,31	11,01	1.700	0,00	0,04	0,12	0,21	0,28	0,34	0,40	0,45	0,49	0,52
1.800	1,87	2,55	2,95	3,35	3,74	4,65	5,79	7,02	8,20	9,45	10,74	11,46	1.800	0,00	0,05	0,13	0,22	0,30	0,36	0,43	0,48	0,52	0,55
2.500	2,31	3,20	3,72	4,24	4,75	5,92	7,35	8,85	10,25	11,66	13,03*	13,74*	2.500	0,00	0,06	0,18	0,31	0,42	0,51	0,59	0,67	0,73	0,77
2.900	2,50	3,50	4,09	4,66	5,23	6,51	8,05	9,64	11,08	12,46*			2.900	0,00	0,08	0,20	0,36	0,48	0,59	0,69	0,77	0,84	0,89
3.000	2,55	3,57	4,17	4,76	5,34	6,64	8,21	9,81	11,24	12,60*			3.000	0,00	0,08	0,21	0,37	0,50	0,61	0,71	0,80	0,87	0,92
3.500	2,72	3,86	4,52	5,16	5,79	7,19	8,83	10,43*	11,77*				3.500	0,00	0,09	0,25	0,43	0,59	0,71	0,83	0,93	1,02	1,08
3.600	2,74	3,90	4,58	5,23	5,87	7,28	8,92	10,51*					3.600	0,00	0,09	0,25	0,44	0,60	0,73	0,85	0,96	1,05	1,11
4.000	2,82	4,05	4,76	5,45	6,11	7,55	9,18*						4.000	0,00	0,10	0,28	0,49	0,67	0,81	0,95	1,07	1,16	1,23
4.600	2,85	4,16	4,90	5,61	6,28	7,71*							4.600	0,00	0,12	0,32	0,57	0,77	0,93	1,09	1,23	1,34	1,42
5.000	2,80	4,14	4,89	5,60	6,27*	7,63*							5.000	0,00	0,13	0,35	0,61	0,84	1,01	1,19	1,34	1,45	1,54

* Belt speed is greater than 30 m/s then is necessary to use dynamically balanced pulleys. A reduction in belt life can be expected. Suggested a smaller section.

NARROW WRAPPED V-BELTS DIN



Oleostatic Gold SPA SECTION

Code	External length LA (mm)	Code	External length LA (mm)	Code	External length LA (mm)	Code	External length LA (mm)	Code	External length LA (mm)	Code	External length LA (mm)	Code	External length LA (mm)
SPA 657	675	SPA 982	1000	SPA 1307	1325	SPA 1600	1618	SPA 1925	1943	SPA 2332	2350	SPA 2900	2918
SPA 707	725	SPA 1000	1018	SPA 1320	1338	SPA 1607	1625	SPA 1932	1950	SPA 2360	2378	SPA 2932	2950
SPA 732	750	SPA 1007	1025	SPA 1332	1350	SPA 1632	1650	SPA 1950	1968	SPA 2382	2400	SPA 2982	3000
SPA 757	775	SPA 1032	1050	SPA 1357	1375	SPA 1657	1675	SPA 1957	1975	SPA 2432	2450	SPA 3000	3018
SPA 782	800	SPA 1060	1078	SPA 1382	1400	SPA 1682	1700	SPA 1982	2000	SPA 2482	2500	SPA 3032	3050
SPA 800	818	SPA 1082	1100	SPA 1400	1418	SPA 1700	1718	SPA 2000	2018	SPA 2500	2518	SPA 3082	3100
SPA 807	825	SPA 1107	1125	SPA 1407	1425	SPA 1707	1725	SPA 2032	2050	SPA 2532	2550	SPA 3150	3168
SPA 832	850	SPA 1120	1138	SPA 1425	1443	SPA 1732	1750	SPA 2057	2075	SPA 2582	2600	SPA 3182	3200
SPA 850	868	SPA 1132	1150	SPA 1432	1450	SPA 1750	1768	SPA 2082	2100	SPA 2607	2625	SPA 3250	3268
SPA 857	875	SPA 1150	1168	SPA 1450	1468	SPA 1757	1775	SPA 2120	2138	SPA 2632	2650	SPA 3282	3300
SPA 882	900	SPA 1157	1175	SPA 1457	1475	SPA 1782	1800	SPA 2132	2150	SPA 2650	2668	SPA 3350	3368
SPA 900	918	SPA 1180	1198	SPA 1482	1500	SPA 1800	1818	SPA 2182	2200	SPA 2682	2700	SPA 3382	3400
SPA 907	925	SPA 1207	1225	SPA 1500	1518	SPA 1807	1825	SPA 2207	2225	SPA 2732	2750	SPA 3550	3568
SPA 925	943	SPA 1232	1250	SPA 1507	1525	SPA 1832	1850	SPA 2232	2250	SPA 2782	2800	SPA 3650	3668
SPA 932	950	SPA 1250	1268	SPA 1532	1550	SPA 1857	1875	SPA 2240	2258	SPA 2800	2818	SPA 3750	3768
SPA 950	968	SPA 1257	1275	SPA 1550	1568	SPA 1882	1900	SPA 2282	2300	SPA 2832	2850	SPA 4000	4018
SPA 957	975	SPA 1272	1290	SPA 1557	1575	SPA 1900	1918	SPA 2300	2318	SPA 2847	2865	SPA 4250	4268
SPA 967	985	SPA 1282	1300	SPA 1582	1600	SPA 1907	1925	SPA 2307	2325	SPA 2882	2900	SPA 4500	4518
												SPA 4750	4768

TABLE 4 - P_b (kW) referred to Ø (mm)

P_i (kW) referred to i

RPM / Ø	90	100	106	112	118	132	150	170	190	212	236	250	RPM / i	1,00/1,01	1,02/1,05	1,06/1,11	1,12/1,18	1,19/1,26	1,27/1,38	1,39/1,57	1,58/1,94	1,95/3,38	over 3,39
100	0,26	0,33	0,37	0,41	0,46	0,55	0,68	0,82	0,95	1,10	1,27	1,36	100	0,00	0,00	0,01	0,02	0,02	0,03	0,03	0,03	0,04	0,04
200	0,47	0,61	0,69	0,77	0,85	1,04	1,28	1,55	1,81	2,10	2,41	2,59	200	0,00	0,01	0,02	0,03	0,04	0,05	0,06	0,07	0,07	0,08
500	1,02	1,34	1,54	1,73	1,92	2,37	2,94	3,56	4,18	4,86	5,59	6,02	500	0,00	0,02	0,05	0,08	0,11	0,13	0,15	0,17	0,19	0,20
700	1,34	1,79	2,05	2,32	2,58	3,19	3,97	4,82	5,66	6,58	7,57	8,14	700	0,00	0,02	0,06	0,11	0,15	0,18	0,21	0,24	0,26	0,28
900	1,65	2,21	2,54	2,88	3,21	3,98	4,95	6,02	7,08	8,22	9,45	10,16	900	0,00	0,03	0,08	0,14	0,19	0,23	0,27	0,31	0,34	0,35
1.000	1,79	2,41	2,78	3,15	3,51	4,36	5,43	6,60	7,76	9,01	10,36	11,13	1.000	0,00	0,03	0,09	0,16	0,21	0,26	0,30	0,34	0,37	0,39
1.400	2,33	3,17	3,67	4,17	4,66	5,80	7,24	8,80	10,33	11,96	13,69	14,67	1.400	0,00	0,05	0,13	0,22	0,30	0,36	0,43	0,48	0,52	0,55
1.500	2,45	3,35	3,88	4,41	4,93	6,14	7,66	9,32	10,93	12,65	14,45	15,47	1.500	0,00	0,05	0,14	0,24	0,32	0,39	0,46	0,51	0,56	0,59
1.700	2,69	3,69	4,28	4,87	5,45	6,80	8,48	10,31	12,07	13,93	15,87	16,96	1.700	0,00	0,06	0,15	0,27	0,36	0,44	0,52	0,58	0,63	0,67
1.800	2,81	3,86	4,48	5,10	5,71	7,11	8,88	10,78	12,61	14,54	16,53	17,64	1.800	0,00	0,06	0,16	0,28	0,39	0,47	0,55	0,62	0,67	0,71
2.500	3,50	4,88	5,70	6,50	7,29	9,09	11,31	13,63	15,78	17,95	20,04*	21,12*	2.500	0,00	0,08	0,23	0,39	0,53	0,65	0,76	0,85	0,93	0,99
2.900	3,82	5,36	6,27	7,16	8,04	10,02	12,41	14,85	17,05	19,15*			2.900	0,00	0,10	0,26	0,46	0,62	0,75	0,88	0,99	1,08	1,14
3.000	3,88	5,47	6,40	7,31	8,21	10,22	12,65	15,11	17,30	19,36*			3.000	0,00	0,10	0,27	0,47	0,64	0,78	0,91	1,03	1,12	1,18
3.500	4,17	5,93	6,95	7,95	8,92	11,08	13,60	16,04*	18,06*				3.500	0,00	0,12	0,32	0,55	0,75	0,91	1,06	1,20	1,30	1,38
3.600	4,21	6,00	7,05	8,06	9,04	11,21	13,74	16,15*					3.600	0,00	0,12	0,32	0,57	0,77	0,93	1,09	1,23	1,34	1,42
4.000	4,34	6,24	7,34	8,40	9,42	11,63	14,12*						4.000	0,00	0,13	0,36	0,63	0,86	1,04	1,21	1,37	1,49	1,58
4.600	4,39	6,41	7,56	8,65	9,68	11,84*							4.600	0,00	0,15	0,41	0,72	0,98	1,19	1,40	1,57	1,71	1,81
5.000	4,32	6,39	7,54	8,62	9,63*	11,69*							5.000	0,00	0,17	0,45	0,79	1,07	1,30	1,52	1,71	1,86	1,97

* Belt speed is greater than 30 m/s then is necessary to use dynamically balanced pulleys. A reduction in belt life can be expected. Suggested a smaller section.

NARROW WRAPPED V-BELTS DIN



Extra SPB SECTION

Code	External length LA (mm)	Code	External length LA (mm)	Code	External length LA (mm)	Code	External length LA (mm)	Code	External length LA (mm)	Code	External length LA (mm)	Code	External length LA (mm)
SPB 1250	1272	SPB 1860	1882	SPB 2280	2302	SPB 2650	2672	SPB 3250	3272	SPB 4500	4522	SPB 7500	7522
SPB 1320	1342	SPB 1900	1922	SPB 2300	2322	SPB 2680	2702	SPB 3320	3342	SPB 4560	4582	SPB 8000	8022
SPB 1400	1422	SPB 1950	1972	SPB 2360	2382	SPB 2720	2742	SPB 3350	3372	SPB 4750	4772		
SPB 1410	1432	SPB 2000	2022	SPB 2391	2413	SPB 2800	2822	SPB 3450	3472	SPB 4820	4842		
SPB 1450	1472	SPB 2020	2042	SPB 2400	2422	SPB 2840	2862	SPB 3550	3572	SPB 5000	5022		
SPB 1500	1522	SPB 2060	2082	SPB 2410	2432	SPB 2850	2872	SPB 3650	3672	SPB 5070	5092		
SPB 1600	1622	SPB 2098	2120	SPB 2430	2452	SPB 2900	2922	SPB 3750	3772	SPB 5300	5322		
SPB 1650	1672	SPB 2120	2142	SPB 2450	2472	SPB 2950	2972	SPB 3800	3822	SPB 5600	5622		
SPB 1700	1722	SPB 2150	2172	SPB 2500	2522	SPB 3000	3022	SPB 4000	4022	SPB 6000	6022		
SPB 1750	1772	SPB 2180	2202	SPB 2530	2552	SPB 3070	3092	SPB 4050	4072	SPB 6300	6322		
SPB 1800	1822	SPB 2240	2262	SPB 2580	2602	SPB 3150	3172	SPB 4250	4272	SPB 6700	6722		
SPB 1850	1872	SPB 2264	2286	SPB 2600	2622	SPB 3170	3192	SPB 4300	4322	SPB 7100	7122		

TABLE 4 - P_b (kW) referred to \emptyset (mm)

P_a (kW) referred to i

RPM / \emptyset	140	150	160	170	180	200	225	250	280	315	355	400	RPM / i	1,00/1,01	1,02/1,05	1,06/1,11	1,12/1,18	1,19/1,26	1,27/1,38	1,39/1,57	1,58/1,94	1,95/3,38	over 3,39
100	0,51	0,59	0,66	0,73	0,81	0,95	1,13	1,31	1,53	1,78	2,06	2,37	100	0,00	0,01	0,02	0,03	0,04	0,04	0,05	0,06	0,06	0,07
200	0,93	1,07	1,22	1,36	1,50	1,78	2,12	2,46	2,87	3,34	3,88	4,47	200	0,00	0,01	0,03	0,05	0,07	0,09	0,10	0,12	0,13	0,14
500	2,02	2,36	2,69	3,02	3,34	3,99	4,79	5,59	6,53	7,61	8,83	10,18	500	0,00	0,03	0,08	0,13	0,18	0,22	0,26	0,29	0,32	0,34
700	2,67	3,12	3,57	4,02	4,46	5,34	6,42	7,49	8,75	10,20	11,82	13,59	700	0,00	0,04	0,11	0,19	0,26	0,31	0,36	0,41	0,45	0,47
900	3,27	3,83	4,40	4,95	5,51	6,60	7,95	9,27	10,83	12,59	14,55	16,67	900	0,00	0,05	0,14	0,24	0,33	0,40	0,47	0,53	0,57	0,61
1.000	3,55	4,17	4,79	5,40	6,01	7,21	8,68	10,12	11,80	13,71	15,82	18,07	1.000	0,00	0,06	0,15	0,27	0,37	0,44	0,52	0,59	0,64	0,68
1.400	4,59	5,42	6,24	7,05	7,85	9,42	11,33	13,18	15,30	17,64	20,12	22,64	1.400	0,00	0,08	0,22	0,38	0,51	0,62	0,73	0,82	0,89	0,95
1.500	4,82	5,70	6,57	7,42	8,27	9,93	11,93	13,86	16,06	18,46	20,98	23,49*	1.500	0,00	0,09	0,23	0,40	0,55	0,67	0,78	0,88	0,96	1,01
1.700	5,26	6,23	7,19	8,13	9,06	10,87	13,04	15,10	17,43	19,91	22,42*		1.700	0,00	0,10	0,26	0,46	0,62	0,75	0,88	1,00	1,08	1,15
1.800	5,47	6,48	7,48	8,47	9,43	11,31	13,55	15,67	18,03	20,53	22,99*		1.800	0,00	0,10	0,28	0,48	0,66	0,80	0,94	1,05	1,15	1,22
2.000	5,85	6,95	8,03	9,09	10,12	12,12	14,48	16,67	19,07	21,52*			2.000	0,00	0,11	0,31	0,54	0,73	0,89	1,04	1,17	1,28	1,35
2.500	6,63	7,90	9,14	10,34	11,50	13,70	16,19	18,38*					2.500	0,00	0,14	0,39	0,67	0,92	1,11	1,30	1,46	1,59	1,69
2.900	7,05	8,43	9,75	11,02	12,23	14,46*	16,86*						2.900	0,00	0,16	0,45	0,78	1,06	1,29	1,51	1,70	1,85	1,96
3.000	7,13	8,53	9,87	11,14	12,35	14,57*							3.000	0,00	0,17	0,46	0,81	1,10	1,33	1,56	1,76	1,91	2,03
3.500	7,32	8,78	10,15	11,42*	12,59*								3.500	0,00	0,20	0,54	0,94	1,28	1,55	1,82	2,05	2,23	2,36
3.600	7,32	8,78	10,14	11,40*	12,56*								3.600	0,00	0,20	0,56	0,97	1,32	1,60	1,87	2,11	2,30	2,43
4.000	7,17	8,61*	9,93*										4.000	0,00	0,23	0,62	1,08	1,47	1,78	2,08	2,34	2,55	2,70
4.600	6,48*												4.600	0,00	0,26	0,71	1,24	1,69	2,04	2,39	2,69	2,93	3,11

* Belt speed is greater than 30 m/s then is necessary to use dynamically balanced pulleys. A reduction in belt life can be expected. Suggested a smaller section.

NARROW WRAPPED V-BELTS DIN



Oleostatic Gold SPB SECTION

Code	External length LA (mm)	Code	External length LA (mm)	Code	External length LA (mm)	Code	External length LA (mm)	Code	External length LA (mm)	Code	External length LA (mm)	Code	External length LA (mm)
SPB 1250	1272	SPB 1850	1872	SPB 2240	2262	SPB 2530	2552	SPB 3000	3022	SPB 3800	3822	SPB 5300	5322
SPB 1320	1342	SPB 1860	1882	SPB 2264	2286	SPB 2580	2602	SPB 3070	3092	SPB 4000	4022	SPB 5600	5622
SPB 1400	1422	SPB 1900	1922	SPB 2280	2302	SPB 2600	2622	SPB 3150	3172	SPB 4050	4072	SPB 6000	6022
SPB 1410	1432	SPB 1950	1972	SPB 2300	2322	SPB 2650	2672	SPB 3170	3192	SPB 4250	4272	SPB 6300	6322
SPB 1450	1472	SPB 2000	2022	SPB 2360	2382	SPB 2680	2702	SPB 3250	3272	SPB 4300	4322	SPB 6700	6722
SPB 1500	1522	SPB 2020	2042	SPB 2391	2413	SPB 2720	2742	SPB 3320	3342	SPB 4500	4522	SPB 7100	7122
SPB 1600	1622	SPB 2060	2082	SPB 2400	2422	SPB 2800	2822	SPB 3350	3372	SPB 4560	4582	SPB 7500	7522
SPB 1650	1672	SPB 2098	2120	SPB 2410	2432	SPB 2840	2862	SPB 3450	3472	SPB 4750	4772	SPB 8000	8022
SPB 1700	1722	SPB 2120	2142	SPB 2430	2452	SPB 2850	2872	SPB 3550	3572	SPB 4820	4842		
SPB 1750	1772	SPB 2150	2172	SPB 2450	2472	SPB 2900	2922	SPB 3650	3672	SPB 5000	5022		
SPB 1800	1822	SPB 2180	2202	SPB 2500	2522	SPB 2950	2972	SPB 3750	3772	SPB 5070	5092		

TABLE 4 - P_b (kW) referred to \emptyset (mm)

RPM / \emptyset	140	150	160	170	180	200	225	250	280	315	355	400
100	0,73	0,84	0,95	1,06	1,17	1,38	1,65	1,92	2,24	2,61	3,03	3,50
200	1,34	1,55	1,76	1,97	2,18	2,60	3,12	3,63	4,25	4,96	5,76	6,66
500	2,96	3,46	3,96	4,45	4,95	5,93	7,15	8,35	9,78	11,43	13,29	15,35
700	3,93	4,61	5,29	5,97	6,64	7,98	9,63	11,25	13,18	15,38	17,85	20,56
900	4,84	5,70	6,55	7,40	8,24	9,91	11,96	13,98	16,35	19,05	22,04	25,28
1.000	5,27	6,22	7,15	8,08	9,01	10,84	13,08	15,28	17,85	20,77	23,98	27,42
1.400	6,86	8,13	9,38	10,62	11,84	14,25	17,16	19,98	23,22	26,78	30,55	34,37
1.500	7,23	8,57	9,89	11,20	12,49	15,02	18,08	21,02	24,38	28,04	31,86	35,64*
1.700	7,91	9,40	10,86	12,30	13,72	16,48	19,79	22,94	26,47	30,23	34,01*	
1.800	8,24	9,79	11,31	12,82	14,29	17,16	20,58	23,80	27,39	31,16	34,85*	
2.000	8,83	10,51	12,16	13,77	15,35	18,40	22,00	25,33	28,96	32,62*		
2.500	10,06	12,00	13,89	15,72	17,49	20,82	24,59	27,87*				
2.900	10,73	12,83	14,84	16,76	18,59	21,95*	25,54*					
3.000	10,85	12,98	15,01	16,95	18,78	22,11*						
3.500	11,16	13,36	15,43	17,34*	19,09*							
3.600	11,16	13,36	15,42	17,31*	19,02*							
4.000	10,92	13,09*	15,05*									
4.600	9,82*											

P_a (kW) referred to i

RPM / i	1,00/1,01	1,02/1,05	1,06/1,11	1,12/1,18	1,19/1,26	1,27/1,38	1,39/1,57	1,58/1,94	1,95/3,38	over 3,39
100	0,00	0,01	0,02	0,03	0,05	0,06	0,07	0,08	0,08	0,09
200	0,00	0,01	0,04	0,07	0,09	0,11	0,13	0,15	0,16	0,17
500	0,00	0,04	0,10	0,17	0,24	0,28	0,33	0,38	0,41	0,43
700	0,00	0,05	0,14	0,24	0,33	0,40	0,47	0,53	0,57	0,61
900	0,00	0,07	0,18	0,31	0,42	0,51	0,60	0,68	0,74	0,78
1.000	0,00	0,07	0,20	0,35	0,47	0,57	0,67	0,75	0,82	0,87
1.400	0,00	0,10	0,28	0,48	0,66	0,80	0,93	1,05	1,15	1,21
1.500	0,00	0,11	0,30	0,52	0,71	0,85	1,00	1,13	1,23	1,30
1.700	0,00	0,12	0,34	0,59	0,80	0,97	1,13	1,28	1,39	1,47
1.800	0,00	0,13	0,36	0,62	0,85	1,03	1,20	1,35	1,47	1,56
2.000	0,00	0,15	0,40	0,69	0,94	1,14	1,34	1,50	1,64	1,73
2.500	0,00	0,18	0,50	0,86	1,18	1,42	1,67	1,88	2,05	2,17
2.900	0,00	0,21	0,57	1,00	1,36	1,65	1,94	2,18	2,37	2,51
3.000	0,00	0,22	0,59	1,04	1,41	1,71	2,00	2,25	2,46	2,60
3.500	0,00	0,25	0,69	1,21	1,65	1,99	2,34	2,63	2,86	3,03
3.600	0,00	0,26	0,71	1,24	1,69	2,05	2,40	2,70	2,95	3,12
4.000	0,00	0,29	0,79	1,38	1,88	2,28	2,67	3,01	3,27	3,47
4.600	0,00	0,33	0,91	1,59	2,16	2,62	3,07	3,46	3,76	3,99

* Belt speed is greater than 30 m/s then is necessary to use dynamically balanced pulleys. A reduction in belt life can be expected. Suggested a smaller section.

NARROW WRAPPED V-BELTS DIN



Extra SPC SECTION

Code	External length LA (mm)	Code	External length LA (mm)	Code	External length LA (mm)	Code	External length LA (mm)	Code	External length LA (mm)	Code	External length LA (mm)	Code	External length LA (mm)
SPC 2000	2030	SPC 2650	2680	SPC 3550	3580	SPC 4500	4530	SPC 6000	6030	SPC 8000	8030	SPC 10600	10630
SPC 2120	2150	SPC 2800	2830	SPC 3750	3780	SPC 4750	4780	SPC 6300	6330	SPC 8500	8530	SPC 11200	11230
SPC 2240	2270	SPC 3000	3030	SPC 4000	4030	SPC 5000	5030	SPC 6700	6730	SPC 9000	9030	SPC 11800	11830
SPC 2360	2390	SPC 3150	3180	SPC 4250	4280	SPC 5300	5330	SPC 7100	7130	SPC 9500	9530	SPC 12000	12030
SPC 2500	2530	SPC 3350	3380	SPC 4400	4430	SPC 5600	5630	SPC 7500	7530	SPC 10000	10030	SPC 12500	12530

TABLE 4 - P_b (kW) referred to Ø (mm)

RPM / Ø	224	236	250	280	315	355	400	450	500	560	600	630
50	0,84	0,92	1,02	1,23	1,46	1,73	2,04	2,37	2,70	3,09	3,35	3,55
100	1,55	1,71	1,89	2,29	2,74	3,26	3,83	4,47	5,10	5,85	6,34	6,71
150	2,21	2,44	2,71	3,28	3,94	4,70	5,54	6,46	7,38	8,47	9,19	9,72
200	2,83	3,13	3,48	4,23	5,10	6,08	7,18	8,38	9,57	10,99	11,93	12,62
300	4,01	4,45	4,96	6,05	7,31	8,73	10,31	12,05	13,77	15,80	17,14	18,14
400	5,11	5,68	6,35	7,77	9,40	11,25	13,29	15,53	17,74	20,34	22,04	23,31
600	7,15	7,98	8,94	10,97	13,31	15,93	18,82	21,95	25,01	28,55	30,84	32,52
700	8,10	9,04	10,14	12,47	15,13	18,10	21,37	24,89	28,28	32,19	34,69	36,51
750	8,55	9,56	10,72	13,19	16,01	19,15	22,59	26,28	29,83	33,89	36,46	38,32
900	9,86	11,03	12,39	15,25	18,50	22,11	26,01	30,14	34,05	38,41	41,10	43,01
1.000	10,67	11,95	13,43	16,53	20,05	23,92	28,08	32,43	36,48	40,91	43,59*	45,43*
1.400	13,47	15,12	17,00	20,91	25,23	29,80	34,47		42,74*			
1.500	14,05	15,77	17,74	21,80	26,24	30,89	35,53*					
1.700	15,05	16,91	19,01	23,30	27,88	32,53*						
1.800	15,48	17,38	19,54	23,90	28,51							
2.000	16,15	18,14	20,37	24,80								
2.500	16,74	18,77*	20,96*									

P_i (kW) referred to i

RPM / i	1,00/1,01	1,02/1,05	1,06/1,11	1,12/1,18	1,19/1,26	1,27/1,38	1,39/1,57	1,58/1,94	1,95/3,38	over 3,38
50	0,00	0,01	0,02	0,04	0,05	0,06	0,07	0,08	0,09	0,09
100	0,00	0,02	0,04	0,07	0,10	0,12	0,14	0,16	0,18	0,19
150	0,00	0,02	0,06	0,11	0,15	0,18	0,22	0,24	0,27	0,28
200	0,00	0,03	0,09	0,15	0,20	0,25	0,29	0,33	0,35	0,38
300	0,00	0,05	0,13	0,22	0,31	0,37	0,43	0,49	0,53	0,56
400	0,00	0,06	0,17	0,30	0,41	0,49	0,58	0,65	0,71	0,75
600	0,00	0,09	0,26	0,45	0,61	0,74	0,87	0,98	1,06	1,13
700	0,00	0,11	0,30	0,52	0,71	0,86	1,01	1,14	1,24	1,31
750	0,00	0,12	0,32	0,56	0,76	0,92	1,08	1,22	1,33	1,41
900	0,00	0,14	0,39	0,67	0,92	1,11	1,30	1,46	1,59	1,69
1.000	0,00	0,16	0,43	0,75	1,02	1,23	1,44	1,63	1,77	1,88
1.400	0,00	0,22	0,60	1,05	1,42	1,73	2,02	2,28	2,48	2,63
1.500	0,00	0,24	0,64	1,12	1,53	1,85	2,17	2,44	2,66	2,81
1.700	0,00	0,27	0,73	1,27	1,73	2,10	2,46	2,76	3,01	3,19
1.800	0,00	0,28	0,77	1,35	1,83	2,22	2,60	2,93	3,19	3,38
2.000	0,00	0,31	0,86	1,49	2,03	2,47	2,89	3,25	3,54	3,75
2.500	0,00	0,39	1,07	1,87	2,54	3,08	3,61	4,06	4,43	4,69

* Belt speed is greater than 30 m/s then is necessary to use dynamically balanced pulleys. A reduction in belt life can be expected. Suggested a smaller section.

NARROW WRAPPED V-BELTS DIN



Oleostatic Gold SPC SECTION

Code	External length LA (mm)	Code	External length LA (mm)	Code	External length LA (mm)	Code	External length LA (mm)	Code	External length LA (mm)	Code	External length LA (mm)
SPC 2000	2030	SPC 2800	2830	SPC 4000	4030	SPC 5300	5330	SPC 7500	7530	SPC 10600	10630
SPC 2120	2150	SPC 3000	3030	SPC 4250	4280	SPC 5600	5630	SPC 8000	8030	SPC 11200	11230
SPC 2240	2270	SPC 3150	3180	SPC 4400	4430	SPC 6000	6030	SPC 8500	8530	SPC 11800	11830
SPC 2360	2390	SPC 3350	3380	SPC 4500	4530	SPC 6300	6330	SPC 9000	9030	SPC 12000	12030
SPC 2500	2530	SPC 3550	3580	SPC 4750	4780	SPC 6700	6730	SPC 9500	9530	SPC 12500	12530
SPC 2650	2680	SPC 3750	3780	SPC 5000	5030	SPC 7100	7130	SPC 10000	10030		

TABLE 4 - P_b (kW) referred to Ø (mm)

RPM / Ø	224	236	250	280	315	355	400	450	500	560	600	630
50	1,21	1,34	1,48	1,79	2,15	2,56	3,01	3,52	4,01	4,61	5,01	5,30
100	2,26	2,50	2,77	3,37	4,06	4,84	5,72	6,69	7,64	8,79	9,55	10,11
150	3,23	3,59	3,99	4,87	5,88	7,02	8,31	9,72	11,12	12,79	13,89	14,72
200	4,17	4,63	5,17	6,31	7,63	9,13	10,81	12,65	14,48	16,66	18,10	19,17
300	5,94	6,62	7,40	9,07	11,00	13,19	15,62	18,30	20,94	24,08	26,15	27,69
400	7,62	8,50	9,53	11,70	14,22	17,06	20,21	23,67	27,08	31,09	33,73	35,69
600	10,75	12,03	13,51	16,64	20,25	24,30	28,77	33,62	38,34	43,83	47,37	49,97
700	12,22	13,68	15,37	18,96	23,08	27,68	32,73	38,17	43,43	49,47	53,33	56,13
750	12,92	14,48	16,28	20,08	24,44	29,30	34,62	40,33	45,82	52,09	56,06	58,92
900	14,95	16,77	18,86	23,29	28,32	33,90	39,94	46,32	52,34	59,04	63,17	66,08
1.000	16,22	18,20	20,49	25,29	30,74	36,73	43,15	49,86	56,09	62,87	66,93*	69,72*
1.400	20,60	23,16	26,07	32,12	38,77	45,81	52,95		65,40*			
1.500	21,52	24,18	27,23	33,49	40,33	47,46	54,53*					
1.700	23,10	25,96	29,21	35,81	42,84	49,91*						
1.800	23,76	26,70	30,03	36,73	43,77							
2.000	24,81	27,87	31,30	38,07								
2.500	25,68	28,76*	32,08*									

P_d (kW) referred to i

RPM / i	1,00/1,01	1,02/1,05	1,06/1,11	1,12/1,18	1,19/1,26	1,27/1,38	1,39/1,57	1,58/1,94	1,95/3,38	over 3,39
50	0,00	0,01	0,03	0,05	0,06	0,08	0,09	0,10	0,11	0,12
100	0,00	0,02	0,05	0,09	0,13	0,15	0,18	0,20	0,22	0,23
150	0,00	0,03	0,08	0,14	0,19	0,23	0,27	0,30	0,33	0,35
200	0,00	0,04	0,11	0,19	0,25	0,31	0,36	0,41	0,44	0,47
300	0,00	0,06	0,16	0,28	0,38	0,46	0,54	0,61	0,66	0,70
400	0,00	0,08	0,21	0,37	0,51	0,62	0,72	0,81	0,88	0,94
600	0,00	0,12	0,32	0,56	0,76	0,92	1,08	1,22	1,33	1,40
700	0,00	0,14	0,37	0,65	0,89	1,08	1,26	1,42	1,55	1,64
750	0,00	0,15	0,40	0,70	0,95	1,15	1,35	1,52	1,66	1,76
900	0,00	0,18	0,48	0,84	1,14	1,39	1,62	1,83	1,99	2,11
1.000	0,00	0,20	0,54	0,93	1,27	1,54	1,80	2,03	2,21	2,34
1.400	0,00	0,28	0,75	1,31	1,78	2,15	2,52	2,84	3,09	3,28
1.500	0,00	0,29	0,80	1,40	1,91	2,31	2,70	3,04	3,32	3,51
1.700	0,00	0,33	0,91	1,59	2,16	2,62	3,06	3,45	3,76	3,98
1.800	0,00	0,35	0,96	1,68	2,29	2,77	3,24	3,65	3,98	4,21
2.000	0,00	0,39	1,07	1,87	2,54	3,08	3,61	4,06	4,42	4,68
2.500	0,00	0,49	1,34	2,33	3,18	3,85	4,51	5,07	5,53	5,85

* Belt speed is greater than 30 m/s then is necessary to use dynamically balanced pulleys. A reduction in belt life can be expected. Suggested a smaller section.

NARROW WRAPPED V-BELTS RMA



BELT CHARACTERISTICS

section	3V	5V	8V
a (mm)	9	15	25
s (mm)	8	13	23
pitch length - internal length = Δi (mm)	31	54	103
external length - pitch length = Δe (mm)	20	27	41
weight (gr/m)	90	210	620
min. pulley diam. (mm)	50	170	315
working temperature	-30°C / +80°C		
relevant standards	RMA/MTPA IP22 - ASAE S 211-4		
relevant antistatic standard	ISO 1813		
materials	CR blend - polyester cord - cotton/polyester fabric		

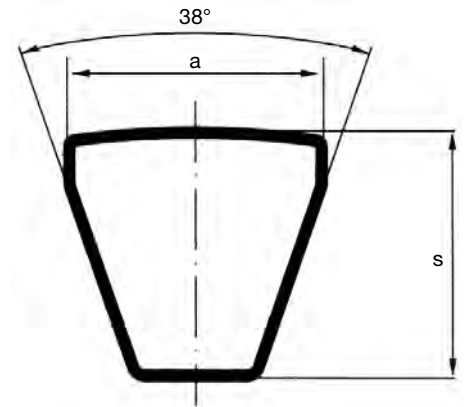


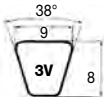
TABLE 3 - CORRECTION FACTOR C_L according to type and length of the belt

	635	850	1080	1205	1270	1700	2030	2415	2690	3175	3555	3810	4570	5690	8000	8500	9000	10800	12060	12700	
3V	0,83	0,88	0,93	0,95	0,96	1,01	1,04	1,08	1,10	1,13	1,15										
5V					0,85	0,90	0,93	0,96	0,97	1,00	1,02	1,03	1,06	1,09	1,15	1,16	1,17				
8V									0,88	0,90	0,92	0,93	0,95	0,98	1,03	1,04	1,05	1,08	1,09	1,10	

TABLE 5 - INSTALLATION AND TAKE UP ALLOWANCE

L (mm)	Y (mm)			X (mm)
	3V	5V	8V	
635 / 1145	15			25
1205 / 3555	20	25	40	55
3810 / 5080		25	45	65
5385 / 6350		35	45	105
6730 / 9000		35	50	105
9500 / 12700			50	140

NARROW WRAPPED V-BELTS RMA



Oleostatic 3V SECTION

Code	External length LE (mm)	Code	External length LE (mm)	Code	External length LE (mm)	Code	External length LE (mm)	Code	External length LE (mm)	Code	External length LE (mm)	Code	External length LE (mm)
3V250	635	3V335	850	3V450	1145	3V600	1525	3V800	2030	3V1060	2690	3V1400	3555
3V265	675	3V355	900	3V475	1205	3V630	1600	3V850	2160	3V1120	2845	3V1500	3810
3V280	710	3V375	955	3V500	1270	3V670	1700	3V900	2285	3V1180	2995		
3V300	760	3V400	1015	3V530	1345	3V710	1805	3V950	2415	3V1250	3175		
3V315	800	3V425	1080	3V560	1420	3V750	1905	3V1000	2540	3V1320	3355		

TABLE 4 - P_b (kW) referred to Ø (mm)

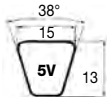
RPM / Ø	63	71	80	90	100	112	125	140	150	160	170	180
100	0,10	0,13	0,16	0,20	0,24	0,28	0,33	0,38	0,41	0,45	0,48	0,52
200	0,18	0,24	0,30	0,37	0,44	0,52	0,61	0,71	0,78	0,85	0,91	0,98
500	0,39	0,52	0,67	0,83	0,99	1,19	1,39	1,63	1,79	1,94	2,10	2,25
700	0,51	0,69	0,89	1,11	1,34	1,60	1,88	2,20	2,42	2,63	2,84	3,05
900	0,62	0,85	1,10	1,38	1,66	1,99	2,35	2,75	3,02	3,28	3,55	3,81
1.000	0,67	0,92	1,20	1,51	1,82	2,18	2,57	3,02	3,31	3,60	3,89	4,17
1.400	0,87	1,21	1,59	2,01	2,42	2,92	3,44	4,03	4,43	4,81	5,19	5,57
1.500	0,91	1,28	1,68	2,13	2,57	3,09	3,65	4,28	4,69	5,10	5,50	5,90
1.700	1,00	1,41	1,86	2,36	2,85	3,43	4,05	4,75	5,21	5,66	6,10	6,54
1.800	1,04	1,47	1,95	2,47	2,99	3,60	4,25	4,98	5,46	5,93	6,39	6,84
2.500	1,31	1,88	2,52	3,21	3,89	4,68	5,52	6,45	7,05	7,63	8,19	8,74
2.900	1,44	2,09	2,81	3,59	4,35	5,23	6,16	7,17	7,82	8,44	9,04	9,60
3.000	1,47	2,14	2,88	3,68	4,46	5,36	6,31	7,34	8,00	8,63	9,22	9,79
3.400	1,58	2,32	3,14	4,02	4,87	5,85	6,86	7,95	8,63	9,27	9,87	10,43*
3.600	1,63	2,41	3,26	4,18	5,06	6,07	7,11	8,22	8,90	9,54	10,13*	10,68*
4.000	1,72	2,57	3,49	4,47	5,41	6,47	7,55	8,67	9,35*	9,97*		
5.000	1,88	2,87	3,93	5,04	6,07	7,19	8,26*					
6.000	1,94	3,03	4,18	5,35	6,39*							

P_d (kW) referred to i

RPM / i	1,00/1,01	1,02/1,05	1,06/1,11	1,12/1,18	1,19/1,26	1,27/1,38	1,39/1,57	1,58/1,94	1,95/3,38	over 3,39
100	0,00	0,00	0,00	0,01	0,01	0,01	0,01	0,01	0,02	0,02
200	0,00	0,00	0,01	0,01	0,02	0,02	0,03	0,03	0,03	0,03
500	0,00	0,01	0,02	0,03	0,05	0,06	0,06	0,07	0,08	0,08
700	0,00	0,01	0,03	0,05	0,06	0,08	0,09	0,10	0,11	0,12
900	0,00	0,01	0,03	0,06	0,08	0,10	0,12	0,13	0,14	0,15
1.000	0,00	0,01	0,04	0,07	0,09	0,11	0,13	0,15	0,16	0,17
1.400	0,00	0,02	0,05	0,09	0,13	0,15	0,18	0,20	0,22	0,23
1.500	0,00	0,02	0,06	0,10	0,14	0,17	0,19	0,22	0,24	0,25
1.700	0,00	0,02	0,07	0,11	0,15	0,19	0,22	0,25	0,27	0,29
1.800	0,00	0,03	0,07	0,12	0,16	0,20	0,23	0,26	0,29	0,30
2.500	0,00	0,04	0,10	0,17	0,23	0,28	0,32	0,36	0,40	0,42
2.900	0,00	0,04	0,11	0,19	0,26	0,32	0,37	0,42	0,46	0,49
3.000	0,00	0,04	0,12	0,20	0,27	0,33	0,39	0,44	0,48	0,50
3.400	0,00	0,05	0,13	0,23	0,31	0,38	0,44	0,49	0,54	0,57
3.600	0,00	0,05	0,14	0,24	0,33	0,40	0,47	0,52	0,57	0,60
4.000	0,00	0,06	0,15	0,27	0,36	0,44	0,52	0,58	0,63	0,67
5.000	0,00	0,07	0,19	0,33	0,46	0,55	0,65	0,73	0,79	0,84
6.000	0,00	0,08	0,23	0,40	0,55	0,66	0,78	0,87	0,95	1,01

* Belt speed is greater than 30 m/s then is necessary to use dynamically balanced pulleys. A reduction in belt life can be expected. Suggested a smaller section.

NARROW WRAPPED V-BELTS RMA



Oleostatic 5V SECTION

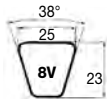
Code	External length LE (mm)	Code	External length LE (mm)	Code	External length LE (mm)	Code	External length LE (mm)	Code	External length LE (mm)	Code	External length LE (mm)	Code	External length LE (mm)
5V500	1270	5V670	1700	5V900	2290	5V1180	3000	5V1600	4060	5V2120	5380	5V2800	7100
5V530	1345	5V710	1800	5V950	2410	5V1250	3180	5V1700	4320	5V2240	5690	5V3000	7620
5V560	1420	5V750	1900	5V1000	2540	5V1320	3350	5V1800	4570	5V2360	6000	5V3150	8000
5V600	1525	5V800	2030	5V1060	2690	5V1400	3550	5V1900	4830	5V2500	6350	5V3350	8500
5V630	1600	5V850	2160	5V1120	2840	5V1500	3810	5V2000	5080	5V2650	6730	5V3550	9000

TABLE 4 - P_b (kW) referred to Ø (mm)

RPM / Ø	140	150	160	170	180	200	225	250	280	315	355	400
100	0,66	0,75	0,85	0,94	1,04	1,22	1,45	1,69	1,96	2,28	2,64	3,04
200	1,20	1,38	1,56	1,74	1,92	2,28	2,70	3,16	3,68	4,29	4,97	5,74
500	2,60	3,02	3,45	3,87	4,29	5,12	6,11	7,16	8,37	9,76	11,33	13,06
700	3,43	4,00	4,58	5,15	5,72	6,85	8,18	9,61	11,23	13,08	15,16	17,43
900	4,19	4,92	5,64	6,35	7,06	8,47	10,13	11,89	13,88	16,15	18,66	21,38
1.000	4,56	5,35	6,14	6,93	7,71	9,24	11,05	12,98	15,14	17,59	20,29	23,18
1.400	5,88	6,95	8,00	9,04	10,07	12,09	14,44	16,90	19,62	22,62	25,81	29,05
1.500	6,19	7,31	8,43	9,53	10,61	12,73	15,20	17,77	20,60	23,68	26,92	30,14*
1.700	6,75	8,00	9,23	10,44	11,63	13,95	16,62	19,38	22,36	25,54	28,77*	
1.800	7,02	8,32	9,60	10,86	12,10	14,51	17,27	20,10	23,13	26,33	29,49*	
2.000	7,51	8,92	10,30	11,66	12,98	15,55	18,46	21,39	24,47	27,60*		
2.500	8,51	10,14	11,73	13,27	14,76	17,58	20,65	23,58*				
2.900	9,05	10,82	12,52	14,14	15,69	18,55*	21,52*					
3.000	9,15	10,94	12,66	14,30	15,85	18,69*						
3.500	9,40	11,27	13,02	14,65*	16,16*							
3.600	9,40	11,27	13,02	14,64*	16,12*							
4.000	9,21	11,06*	12,75*									
4.600	8,33*											

P_d (kW) referred to i

RPM / i	1,00/1,01	1,02/1,05	1,06/1,11	1,12/1,18	1,19/1,26	1,27/1,38	1,39/1,57	1,58/1,94	1,95/3,38	over 3,39
100	0,00	0,01	0,02	0,03	0,05	0,06	0,07	0,07	0,08	0,09
200	0,00	0,01	0,04	0,07	0,09	0,11	0,13	0,15	0,16	0,17
500	0,00	0,04	0,10	0,17	0,23	0,28	0,33	0,37	0,41	0,43
700	0,00	0,05	0,14	0,24	0,33	0,40	0,47	0,52	0,57	0,61
900	0,00	0,07	0,18	0,31	0,42	0,51	0,60	0,67	0,73	0,78
1000	0,00	0,07	0,20	0,34	0,47	0,57	0,67	0,75	0,82	0,86
1400	0,00	0,10	0,28	0,48	0,66	0,80	0,93	1,05	1,14	1,21
1500	0,00	0,11	0,30	0,52	0,70	0,85	1,00	1,12	1,22	1,30
1700	0,00	0,12	0,34	0,59	0,80	0,97	1,13	1,27	1,39	1,47
1800	0,00	0,13	0,36	0,62	0,84	1,02	1,20	1,35	1,47	1,56
2000	0,00	0,15	0,40	0,69	0,94	1,14	1,33	1,50	1,63	1,73
2500	0,00	0,18	0,49	0,86	1,17	1,42	1,66	1,87	2,04	2,16
2900	0,00	0,21	0,57	1,00	1,36	1,65	1,93	2,17	2,37	2,51
3000	0,00	0,22	0,59	1,03	1,41	1,71	2,00	2,25	2,45	2,59
3500	0,00	0,25	0,69	1,21	1,64	1,99	2,33	2,62	2,86	3,03
3600	0,00	0,26	0,71	1,24	1,69	2,05	2,40	2,70	2,94	3,11
4000	0,00	0,29	0,79	1,38	1,88	2,27	2,66	3,00	3,27	3,46
4600	0,00	0,33	0,91	1,59	2,16	2,62	3,06	3,45	3,76	3,98



Oleostatic 8V SECTION

Code	External length LE (mm)	Code	External length LE (mm)	Code	External length LE (mm)	Code	External length LE (mm)	Code	External length LE (mm)	Code	External length LE (mm)	Code	External length LE (mm)
8V1000	2540	8V1250	3180	8V1600	4060	8V2000	5080	8V2500	6350	8V3150	8000	8V4000	10160
8V1060	2690	8V1320	3350	8V1700	4320	8V2120	5380	8V2650	6730	8V3350	8500	8V4250	10800
8V1120	2840	8V1400	3550	8V1800	4570	8V2240	5690	8V2800	7100	8V3550	9000	8V4500	11430
8V1180	3000	8V1500	3810	8V1900	4830	8V2360	6000	8V3000	7620	8V3750	9500	8V4750	12060
												8V5000	12700

TABLE 4 - P_b (kW) referred to d (mm)

RPM / Ø	315	335	355	375	400	425	475	530	600	670	750	800
50	2,36	2,62	2,89	3,15	3,48	3,80	4,45	5,16	6,06	6,95	7,96	8,58
100	4,35	4,86	5,36	5,87	6,49	7,12	8,36	9,71	11,42	13,11	15,03	16,22
150	6,21	6,95	7,68	8,42	9,33	10,24	12,04	14,01	16,49	18,95	21,73	23,45
200	7,97	8,93	9,89	10,85	12,04	13,22	15,58	18,14	21,36	24,55	28,15	30,37
300	11,28	12,68	14,07	15,46	17,18	18,89	22,29	25,97	30,59	35,13	40,23	43,36
400	14,37	16,19	17,99	19,79	22,01	24,22	28,58	33,30	39,18	44,93	51,32	55,21
500	17,28	19,49	21,68	23,86	26,56	29,23	34,48	40,14	47,14	53,90	61,33	65,79
600	20,01	22,59	25,15	27,69	30,82	33,92	39,99	46,47	54,40	61,97	70,13	74,95
750	23,77	26,88	29,94	32,97	36,69	40,34	47,44	54,90	63,86	72,15	80,74	85,59*
900	27,15	30,71	34,21	37,65	41,86	45,96	53,83	61,94	71,36	79,69*		
1000	29,17	33,00	36,75	40,43	44,89	49,22	57,44	65,76	75,14*			
1200	32,61	36,89	41,03	45,05	49,87	54,47	62,93	71,05*				
1400	35,20	39,77	44,14	48,31	53,23	57,80*	65,83*					
1500	36,15	40,80	45,22	49,39	54,24*	58,68*						
1700	37,29	41,97	46,32*	50,32*								
1800	37,45	42,07*	46,31*									
1900	37,34*	41,84*										
2000	36,93*											

P_d (kW) referred to i

RPM / i	1,00/1,01	1,02/1,05	1,06/1,11	1,12/1,18	1,19/1,26	1,27/1,38	1,39/1,57	1,58/1,94	1,95/3,38	over 3,39
50	0,00	0,02	0,05	0,09	0,13	0,16	0,18	0,21	0,22	0,24
100	0,00	0,04	0,11	0,19	0,26	0,31	0,37	0,41	0,45	0,47
150	0,00	0,06	0,16	0,28	0,39	0,47	0,55	0,62	0,67	0,71
200	0,00	0,08	0,22	0,38	0,52	0,62	0,73	0,82	0,90	0,95
300	0,00	0,12	0,32	0,57	0,77	0,94	1,10	1,24	1,35	1,42
400	0,00	0,16	0,43	0,76	1,03	1,25	1,46	1,65	1,79	1,90
500	0,00	0,20	0,54	0,94	1,29	1,56	1,83	2,06	2,24	2,37
600	0,00	0,24	0,65	1,13	1,55	1,87	2,19	2,47	2,69	2,85
750	0,00	0,30	0,81	1,42	1,93	2,34	2,74	3,09	3,36	3,56
900	0,00	0,36	0,97	1,70	2,32	2,81	3,29	3,71	4,04	4,27
1000	0,00	0,40	1,08	1,89	2,58	3,12	3,66	4,12	4,49	4,75
1200	0,00	0,48	1,30	2,27	3,09	3,75	4,39	4,94	5,38	5,70
1400	0,00	0,56	1,52	2,64	3,61	4,37	5,12	5,77	6,28	6,65
1500	0,00	0,60	1,62	2,83	3,87	4,68	5,49	6,18	6,73	7,12
1700	0,00	0,68	1,84	3,21	4,38	5,31	6,22	7,00	7,62	8,07
1800	0,00	0,72	1,95	3,40	4,64	5,62	6,58	7,41	8,07	8,55
1900	0,00	0,76	2,06	3,59	4,90	5,93	6,95	7,83	8,52	9,02
2000	0,00	0,79	2,17	3,78	5,15	6,24	7,32	8,24	8,97	9,50

* Belt speed is greater than 30 m/s then is necessary to use dynamically balanced pulleys. A reduction in belt life can be expected. Suggested a smaller section.

CLASSICAL RAW EDGE V-BELTS



BELT CHARACTERISTICS

section	AX	BX	CX
a (mm)	13	17	22
s (mm)	8	11	14
pitch length - internal length = Δi (mm)	33	43	62
external length - pitch length = Δe (mm)	17	26	26
weight (gr/m)	114	162	297
min. pulley diam. (mm)	63	90	140
working temperature	-40°C / +110°C		
relevant standards	RMA/MPTA IP20 - DIN 2215		
relevant antistatic standard	ISO 1813		
materials	EPDM compound - polyester cord		

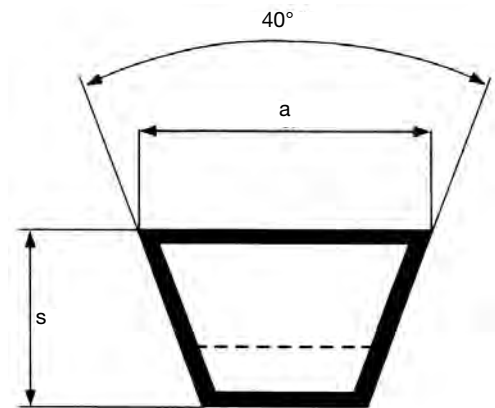


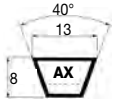
TABLE 3 - CORRECTION FACTOR C_L according to type and length of the belt

	9½	16	22	24	28	32	35	48	53	75	81	90	128
AX	0,73	0,79	0,80	0,83	0,85	0,87	0,93	0,95	1,03	1,05	1,07	1,16	
BX	0,98	0,73	0,75	0,77	0,80	0,81	0,87	0,89	0,96		1,00	1,08	
CX						0,72	0,73	0,79	0,80	0,87	0,88	0,90	0,97

TABLE 5 - INSTALLATION AND TAKE UP ALLOWANCE

L (mm)	Y (mm)			X (mm)
	AX	BX	CX	
500 / 1000	19	25	-	25
1001 / 1500	19	25	38	38
1501 / 2500	19	32	38	51
2501 / 3000	25	32	38	63
3001 / 3500	25	38	38	75

CLASSICAL RAW EDGE V-BELTS



Linea Gold AX SECTION

Code	External length LE (mm)	Code	External length LE (mm)	Code	External length LE (mm)	Code	External length LE (mm)	Code	External length LE (mm)	Code	External length LE (mm)	Code	External length LE (mm)
AX21	585	AX35	950	AX49	1300	AX63	1655	AX77	2010	AX91	2360	AX128	3310
AX22	610	AX36	965	AX50	1325	AX64	1680	AX78	2030	AX92	2390	AX136	3510
AX23	635	AX37	1000	AX51	1350	AX65	1710	AX79	2060	AX93	2420	AX144	3710
AX24	665	AX38	1020	AX52	1375	AX66	1730	AX80	2080	AX94	2440	AX158	4070
AX25	690	AX39	1045	AX53	1400	AX67	1760	AX81	2120	AX95	2470	AX173	4450
AX26	710	AX40	1075	AX54	1425	AX68	1790	AX82	2140	AX96	2500	AX180	4620
AX27	750	AX41	1095	AX55	1450	AX69	1810	AX83	2160	AX97	2520		
AX28	765	AX42	1120	AX56	1475	AX70	1830	AX84	2190	AX98	2540		
AX29	800	AX43	1150	AX57	1500	AX71	1865	AX85	2220	AX100	2600		
AX30	815	AX44	1170	AX58	1525	AX72	1890	AX86	2240	AX103	2670		
AX31	850	AX45	1195	AX59	1550	AX73	1905	AX87	2260	AX105	2730		
AX32	865	AX46	1230	AX60	1585	AX74	1935	AX88	2290	AX110	2850		
AX33	900	AX47	1245	AX61	1600	AX75	1965	AX89	2310	AX112	2910		
AX34	915	AX48	1270	AX62	1630	AX76	1985	AX90	2350	AX120	3110		

TABLE 4 - P_b (kW) referred to Ø (mm)

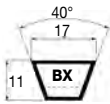
RPM / Ø	63	67	71	80	90	100	112	125	140	160	180	200
100	0,16	0,18	0,20	0,24	0,28	0,32	0,37	0,43	0,49	0,57	0,64	0,72
200	0,28	0,31	0,34	0,41	0,49	0,57	0,66	0,76	0,87	1,01	1,15	1,29
500	0,53	0,61	0,68	0,83	1,00	1,17	1,37	1,58	1,82	2,13	2,43	2,73
700	0,67	0,76	0,86	1,06	1,29	1,51	1,77	2,05	2,36	2,77	3,17	3,55
900	0,78	0,90	1,01	1,27	1,55	1,82	2,14	2,48	2,86	3,36	3,84	4,31
1.000	0,83	0,96	1,08	1,36	1,67	1,96	2,31	2,68	3,10	3,64	4,16	4,67
1.400	1,00	1,17	1,33	1,70	2,09	2,48	2,94	3,42	3,96	4,65	5,32	5,97
1.500	1,03	1,21	1,39	1,77	2,19	2,60	3,08	3,59	4,15	4,88	5,59	6,27
1.700	1,10	1,29	1,49	1,91	2,38	2,83	3,35	3,91	4,53	5,33	6,09	6,83
1.800	1,13	1,33	1,53	1,98	2,46	2,93	3,48	4,06	4,71	5,54	6,33	7,09
2.500	1,27	1,54	1,80	2,37	2,99	3,59	4,29	5,01	5,81	6,82	7,77	8,66
2.900	1,32	1,62	1,91	2,55	3,24	3,90	4,66	5,46	6,33	7,42	8,42	9,33*
3.000	1,33	1,63	1,93	2,59	3,29	3,97	4,75	5,56	6,45	7,55	8,56	9,47*
3.500	1,35	1,69	2,02	2,75	3,53	4,28	5,14	6,01	6,96	8,11	9,13*	
3.600	1,35	1,70	2,04	2,78	3,58	4,34	5,20	6,09	7,04	8,20*	9,22*	
4.000	1,34	1,71	2,08	2,88	3,72	4,53	5,44	6,36	7,34	8,50*		
4.500	1,30	1,71	2,10	2,96	3,86	4,71	5,66	6,61	7,60*			
5.000	1,24	1,67	2,09	3,00	3,94	4,83	5,81	6,76*				

P_a (kW) referred to i

RPM / i	1,00/1,01	1,02/1,05	1,06/1,26	1,27/1,57	over 1,57
100	0,00	0,00	0,01	0,02	0,02
200	0,00	0,00	0,02	0,03	0,04
500	0,00	0,01	0,05	0,08	0,09
700	0,00	0,01	0,08	0,11	0,13
900	0,00	0,02	0,10	0,14	0,17
1.000	0,00	0,02	0,11	0,16	0,19
1.400	0,00	0,02	0,15	0,22	0,26
1.500	0,00	0,03	0,16	0,23	0,28
1.700	0,00	0,03	0,18	0,26	0,32
1.800	0,00	0,03	0,20	0,28	0,34
2.500	0,00	0,04	0,27	0,39	0,47
2.900	0,00	0,05	0,31	0,45	0,55
3.000	0,00	0,05	0,33	0,47	0,57
3.500	0,00	0,06	0,38	0,54	0,66
3.600	0,00	0,06	0,39	0,56	0,68
4.000	0,00	0,07	0,43	0,62	0,75
4.500	0,00	0,08	0,49	0,70	0,85
5.000	0,00	0,08	0,54	0,78	0,94

* Belt speed is greater than 30 m/s then is necessary to use dynamically balanced pulleys. A reduction in belt life can be expected. Suggested a smaller section.

CLASSICAL RAW EDGE V-BELTS



Linea Gold BX SECTION

Code	External length LE (mm)	Code	External length LE (mm)	Code	External length LE (mm)	Code	External length LE (mm)	Code	External length LE (mm)	Code	External length LE (mm)	Code	External length LE (mm)
BX28	785	BX48	1295	BX62	1650	BX76	2000	BX90	2360	BX108	2820	BX148	3830
BX32	885	BX49	1320	BX63	1675	BX77	2030	BX91	2390	BX112	2920	BX150	3880
BX34	935	BX50	1345	BX64	1700	BX78	2050	BX92	2410	BX113	2940	BX154	3990
BX35	960	BX51	1370	BX65	1725	BX79	2080	BX93	2440	BX115	2990	BX158	4090
BX36	990	BX52	1400	BX66	1750	BX80	2110	BX94	2460	BX116	3020	BX162	4200
BX38	1040	BX53	1420	BX67	1775	BX81	2130	BX95	2500	BX120	3130	BX173	4480
BX40	1090	BX54	1445	BX68	1800	BX82	2160	BX96	2510	BX123	3200	BX180	4650
BX41	1120	BX55	1470	BX69	1825	BX83	2180	BX97	2540	BX124	3220	BX191	4930
BX42	1140	BX56	1500	BX70	1850	BX84	2210	BX98	2560	BX126	3270		
BX43	1165	BX57	1520	BX71	1875	BX85	2240	BX99	2590	BX128	3330		
BX44	1190	BX58	1545	BX72	1900	BX86	2260	BX100	2620	BX133	3450		
BX45	1215	BX59	1570	BX73	1930	BX87	2280	BX103	2690	BX136	3530		
BX46	1250	BX60	1600	BX74	1955	BX88	2310	BX105	2740	BX140	3630		
BX47	1265	BX61	1625	BX75	1980	BX89	2330	BX106	2770	BX144	3740		

TABLE 4 - P_b (kW) referred to \varnothing (mm)

RPM / \varnothing	90	100	112	125	140	160	180	200	224	250	265	280
100	0,37	0,43	0,50	0,57	0,66	0,77	0,88	0,99	1,12	1,26	1,34	1,41
200	0,65	0,75	0,88	1,02	1,18	1,38	1,59	1,79	2,02	2,27	2,41	2,55
500	1,32	1,57	1,85	2,15	2,49	2,94	3,38	3,81	4,31	4,85	5,15	5,45
700	1,70	2,02	2,40	2,80	3,25	3,84	4,42	4,98	5,63	6,33	6,72	7,10
900	2,05	2,44	2,90	3,39	3,95	4,67	5,36	6,04	6,83	7,65	8,12	8,57
1.000	2,20	2,63	3,14	3,67	4,27	5,05	5,81	6,54	7,38	8,27	8,76	9,24
1.400	2,77	3,33	3,99	4,68	5,45	6,44	7,39	8,30	9,32	10,36	10,92	11,46
1.500	2,90	3,49	4,18	4,91	5,72	6,76	7,74	8,68	9,73	10,79	11,36	11,90
1.700	3,14	3,79	4,54	5,34	6,22	7,34	8,39	9,38	10,47	11,54	12,11	12,63
1.800	3,25	3,93	4,71	5,54	6,45	7,60	8,69	9,69	10,80	11,86	12,41	12,91
2.500	3,89	4,74	5,71	6,70	7,77	9,07	10,21	11,19	12,14	12,85*	13,11*	
2.900	4,16	5,08	6,12	7,17	8,28	9,56	10,63	11,45*	12,09*			
3.000	4,22	5,15	6,21	7,27	8,37	9,65	10,67	11,44*				
3.500	4,42	5,42	6,52	7,59	8,66	9,78	10,54*					
3.600	4,45	5,46	6,56	7,63	8,68	9,76*	10,44*					
4.000	4,52	5,54	6,64	7,67	8,61	9,44*						
4.500	4,49	5,51	6,56	7,47*	8,19*							
5.000	4,34	5,31*	6,26*	6,97*								

P_d (kW) referred to i

RPM / i	1,00/1,01	1,02/1,05	1,06/1,26	1,27/1,57	over 1,57
100	0,00	0,00	0,02	0,03	0,04
200	0,00	0,01	0,05	0,07	0,08
500	0,00	0,02	0,12	0,17	0,20
700	0,00	0,03	0,16	0,24	0,29
900	0,00	0,03	0,21	0,30	0,37
1.000	0,00	0,04	0,23	0,34	0,41
1.400	0,00	0,05	0,33	0,47	0,57
1.500	0,00	0,06	0,35	0,51	0,61
1.700	0,00	0,06	0,40	0,57	0,69
1.800	0,00	0,07	0,42	0,61	0,73
2.500	0,00	0,09	0,59	0,84	1,02
2.900	0,00	0,11	0,68	0,98	1,18
3.000	0,00	0,11	0,70	1,01	1,22
3.500	0,00	0,13	0,82	1,18	1,43
3.600	0,00	0,13	0,85	1,21	1,47
4.000	0,00	0,15	0,94	1,35	1,63
4.500	0,00	0,17	1,06	1,52	1,84
5.000	0,00	0,18	1,17	1,69	2,04



Linea Gold CX SECTION

Code	External length LE (mm)	Code	External length LE (mm)	Code	External length LE (mm)	Code	External length LE (mm)	Code	External length LE (mm)	Code	External length LE (mm)	Code	External length LE (mm)
CX51	1400	CX72	1935	CX85	2270	CX101	2670	CX112	2950	CX136	3550	CX158	4120
CX55	1500	CX75	2000	CX90	2390	CX105	2770	CX115	3030	CX144	3760	CX162	4220
CX60	1630	CX78	2090	CX96	2540	CX109	2870	CX120	3150	CX148	3860	CX173	4500
CX68	1830	CX81	2160	CX100	2650	CX111	2920	CX128	3350	CX150	3920	CX180	4680

TABLE 4 - P_b (kW) referred to d (mm)

RPM / \varnothing	140	160	180	200	224	250	280	315	335	400	500	560
100	0,95	1,14	1,32	1,51	1,73	1,96	2,23	2,54	2,71	3,27	4,11	4,60
200	1,70	2,05	2,39	2,73	3,14	3,57	4,06	4,63	4,94	5,96	7,48	8,37
300	2,37	2,87	3,36	3,85	4,43	5,04	5,74	6,53	6,99	8,42	10,55	11,78
400	2,99	3,64	4,27	4,89	5,63	6,41	7,30	8,32	8,89	10,70	13,37	14,91
500	3,58	4,36	5,12	5,88	6,77	7,71	8,78	10,00	10,68	12,84	15,98	17,77
600	4,13	5,04	5,94	6,81	7,85	8,94	10,18	11,58	12,37	14,84	18,38	20,35
700	4,66	5,70	6,71	7,71	8,88	10,12	11,51	13,08	13,96	16,70	20,55	22,65
900	5,64	6,92	8,17	9,38	10,80	12,30	13,96	15,83	16,86	19,99	24,19	26,31
1.000	6,10	7,49	8,85	10,17	11,70	13,31	15,09	17,07	18,15	21,42	25,63	27,64
1.400	7,76	9,56	11,29	12,95	14,85	16,80	18,90	21,13	22,30	25,50		
1.500	8,14	10,02	11,83	13,56	15,53	17,54	19,67	21,90	23,05	26,07		
1.700	8,83	10,88	12,83	14,68	16,75	18,83	20,97	23,13	24,17			
1.800	9,15	11,27	13,28	15,18	17,29	19,38	21,50	23,57	24,54			
2.000	9,74	12,00	14,11	16,07	18,22	20,28	22,29	24,09				
2.500	10,92	13,40	15,63	17,61	19,62	21,31						
2.900	11,54	14,07	16,25	18,05	19,67							
3.000	11,65	14,18	16,32	18,04								
3.500	11,89	14,27	16,07									

P_d (kW) referred to i

RPM / i	1,00/1,01	1,02/1,05	1,06/1,26	1,27/1,57	over 1,57
100	0,00	0,01	0,03	0,05	0,06
200	0,00	0,01	0,07	0,10	0,12
300	0,00	0,02	0,10	0,15	0,18
400	0,00	0,02	0,14	0,20	0,24
500	0,00	0,03	0,17	0,24	0,30
600	0,00	0,03	0,20	0,29	0,36
700	0,00	0,04	0,24	0,34	0,41
900	0,00	0,05	0,31	0,44	0,53
1.000	0,00	0,05	0,34	0,49	0,59
1.400	0,00	0,07	0,48	0,68	0,83
1.500	0,00	0,08	0,51	0,73	0,89
1.700	0,00	0,09	0,58	0,83	1,01
1.800	0,00	0,10	0,61	0,88	1,07
2.000	0,00	0,11	0,68	0,98	1,18
2.500	0,00	0,13	0,85	1,22	1,48
2.900	0,00	0,15	0,99	1,42	1,72
3.000	0,00	0,16	1,02	1,47	1,78
3.500	0,00	0,19	1,19	1,71	2,07

* Belt speed is greater than 30 m/s then is necessary to use dynamically balanced pulleys. A reduction in belt life can be expected. Suggested a smaller section.

NARROW RAW EDGE V-BELTS DIN



NARROW RAW EDGE V-BELTS DIN Linea-X - Linea Gold

BELT CHARACTERISTICS

section	XPZ	XPA	XPB	XPC
a (mm)	9,7	12,7	16,3	22
s (mm)	8	10	13	18
external length - pitch length = Δe (mm)	13	18	22	30
weight (gr/m)	73	122	200	355
min. pulley diam. (mm)	56	80	112	180
working temperature	-30°C / +80°C / -40°C / +110°C			
relevant standards	DIN 7753 - ISO 4184			
relevant antistatic standard	ISO 1813			
materials	EPDM compound - CR blend - polyester cord			

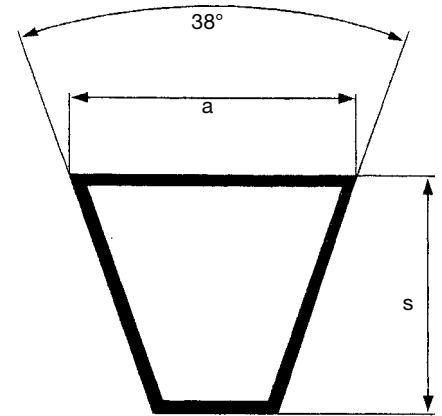


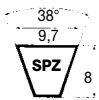
TABLE 3 - CORRECTION FACTOR C_L according to type and length of the belt

	512	630	710	732	800	900	1000	1120	1250	1400	1600	1800	2000	2240	2500	2800	3150	3550
XPZ	0,82	0,83	0,85	0,86	0,87	0,89	0,91	0,93	0,95	0,98	1,00	1,02	1,04	1,06	1,08	1,10	1,13	1,15
XPA				0,81	0,82	0,84	0,86	0,88	0,90	0,92	0,94	0,96	0,98	1,00	1,02	1,04	1,06	1,08
XPB									0,85	0,87	0,89	0,91	0,93	0,94	0,96	0,98	1,01	1,03
XPC													0,85	0,86	0,88	0,90	0,91	0,93

TABLE 5 - INSTALLATION AND TAKE UP ALLOWANCE

L (mm)	Y (mm)				X (mm)
	XPZ	XPA	XPB	XPC	
512 / 670	15	15			10
670 / 1000	15	20			14
1000 / 1250	20	20			18
1250 / 1800	20	25	30		23
1800 / 2240	25	25	30	40	28
2240 / 3000	25	30	35	45	36
3000 / 3500	30	30	40	45	44

NARROW RAW EDGE V-BELTS DIN



Linea-X XPZ SECTION

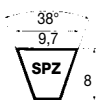
Code	External length LE (mm)	Code	External length LE (mm)	Code	External length LE (mm)	Code	External length LE (mm)	Code	External length LE (mm)	Code	External length LE (mm)	Code	External length LE (mm)
XPZ512	525	XPZ787	800	XPZ987	1000	XPZ1187	1200	XPZ1437	1450	XPZ1750	1763	XPZ2360	2373
XPZ562	575	XPZ800	813	XPZ1000	1013	XPZ1202	1215	XPZ1462	1475	XPZ1762	1775	XPZ2410	2423
XPZ587	600	XPZ812	825	XPZ1012	1025	XPZ1212	1225	XPZ1470	1483	XPZ1800	1813	XPZ2500	2513
XPZ607	620	XPZ837	850	XPZ1024	1037	XPZ1237	1250	XPZ1487	1500	XPZ1812	1825	XPZ2540	2553
XPZ612	625	XPZ850	863	XPZ1030	1043	XPZ1250	1263	XPZ1500	1513	XPZ1850	1863	XPZ2650	2663
XPZ630	643	XPZ852	865	XPZ1037	1050	XPZ1262	1275	XPZ1512	1525	XPZ1862	1875	XPZ2690	2703
XPZ637	650	XPZ862	875	XPZ1047	1060	XPZ1270	1283	XPZ1520	1533	XPZ1887	1900	XPZ2800	2813
XPZ662	675	XPZ875	888	XPZ1060	1073	XPZ1280	1293	XPZ1537	1550	XPZ1900	1913	XPZ2840	2853
XPZ670	683	XPZ887	900	XPZ1062	1075	XPZ1287	1300	XPZ1562	1575	XPZ1937	1950	XPZ3000	3013
XPZ687	700	XPZ900	913	XPZ1077	1090	XPZ1312	1325	XPZ1587	1600	XPZ1950	1963	XPZ3150	3163
XPZ710	723	XPZ912	925	XPZ1080	1093	XPZ1320	1333	XPZ1600	1613	XPZ2000	2013	XPZ3170	3183
XPZ722	735	XPZ925	938	XPZ1087	1100	XPZ1337	1350	XPZ1612	1625	XPZ2030	2043	XPZ3350	3363
XPZ730	743	XPZ937	950	XPZ1112	1125	XPZ1362	1375	XPZ1637	1650	XPZ2037	2050	XPZ3550	3563
XPZ737	750	XPZ940	953	XPZ1120	1133	XPZ1387	1400	XPZ1650	1663	XPZ2120	2133		
XPZ750	763	XPZ950	963	XPZ1137	1150	XPZ1400	1413	XPZ1662	1675	XPZ2160	2173		
XPZ762	775	XPZ962	975	XPZ1162	1175	XPZ1412	1425	XPZ1700	1713	XPZ2240	2253		
XPZ772	785	XPZ975	988	XPZ1180	1193	XPZ1420	1433	XPZ1737	1726	XPZ2280	2293		

TABLE 4 - P_b (kW) referred to Ø (mm)

RPM / Ø	56	60	63	67	71	80	90	100	112	125	132	140
100	0.10	0.12	0.13	0.14	0.16	0.19	0.23	0.27	0.32	0.37	0.39	0.43
200	0.19	0.22	0.24	0.27	0.30	0.37	0.44	0.52	0.61	0.70	0.75	0.81
500	0.41	0.48	0.54	0.61	0.68	0.84	1.02	1.20	1.41	1.64	1.76	1.90
700	0.55	0.65	0.72	0.82	0.92	1.14	1.39	1.63	1.92	2.23	2.40	2.58
900	0.68	0.81	0.90	1.03	1.15	1.43	1.74	2.05	2.41	2.80	3.01	3.25
1.000	0.74	0.88	0.99	1.13	1.26	1.57	1.91	2.25	2.65	3.09	3.32	3.58
1.400	0.99	1.18	1.32	1.51	1.70	2.12	2.59	3.05	3.59	4.18	4.49	4.85
1.500	1.04	1.25	1.40	1.60	1.80	2.25	2.75	3.24	3.82	4.45	4.78	5.16
1.700	1.16	1.39	1.56	1.78	2.01	2.52	3.07	3.62	4.27	4.97	5.34	5.76
1.800	1.21	1.45	1.64	1.87	2.11	2.64	3.23	3.81	4.49	5.22	5.61	6.05
2.500	1.58	1.91	2.15	2.47	2.79	3.51	4.29	5.06	5.97	6.93	7.43	8.00
2.900	1.78	2.15	2.43	2.80	3.16	3.97	4.86	5.73	6.75	7.82	8.39	9.02
3.000	1.82	2.21	2.49	2.87	3.25	4.09	5.00	5.89	6.94	8.04	8.62	9.26
3.500	2.05	2.49	2.82	3.25	3.68	4.63	5.67	6.67	7.84	9.06	9.69	10.39
3.600	2.09	2.55	2.88	3.32	3.76	4.74	5.79	6.82	8.01	9.25	9.89	10.60
4.000	2.26	2.76	3.12	3.61	4.09	5.15	6.29	7.39	8.67	9.97	10.65	
4.500	2.46	3.00	3.41	3.94	4.46	5.62	6.86	8.05	9.41	10.78	11.47*	
5.000	2.64	3.23	3.67	4.25	4.81	6.06	7.39	8.64	10.06	11.46*	12.15*	

P_d (kW) referred to i

RPM / i	1,00/1,01	1,02/1,05	1,06/1,26	1,27/1,57	over 1,57
100	0.00	0.00	0.01	0.01	0.01
200	0.00	0.00	0.02	0.02	0.03
500	0.00	0.01	0.04	0.06	0.07
700	0.00	0.01	0.06	0.08	0.10
900	0.00	0.01	0.07	0.10	0.12
1.000	0.00	0.01	0.08	0.11	0.14
1.400	0.00	0.02	0.11	0.16	0.19
1.500	0.00	0.02	0.12	0.17	0.21
1.700	0.00	0.02	0.14	0.19	0.24
1.800	0.00	0.02	0.14	0.21	0.25
2.500	0.00	0.03	0.20	0.29	0.35
2.900	0.00	0.04	0.23	0.33	0.40
3.000	0.00	0.04	0.24	0.34	0.42
3.500	0.00	0.04	0.28	0.40	0.49
3.600	0.00	0.04	0.29	0.41	0.50
4.000	0.00	0.05	0.32	0.46	0.55
4.500	0.00	0.06	0.36	0.52	0.62
5.000	0.00	0.06	0.40	0.57	0.69



Linea Gold XPZ SECTION

Code	External length LE (mm)	Code	External length LE (mm)	Code	External length LE (mm)	Code	External length LE (mm)	Code	External length LE (mm)	Code	External length LE (mm)	Code	External length LE (mm)
XPZ512	525	XPZ787	800	XPZ1000	1013	XPZ1202	1215	XPZ1462	1475	XPZ1762	1775	XPZ2410	2423
XPZ562	575	XPZ800	813	XPZ1012	1025	XPZ1212	1225	XPZ1470	1483	XPZ1800	1813	XPZ2500	2513
XPZ587	600	XPZ812	825	XPZ1024	1037	XPZ1237	1250	XPZ1487	1500	XPZ1812	1825	XPZ2540	2553
XPZ607	620	XPZ837	850	XPZ1030	1043	XPZ1250	1263	XPZ1500	1513	XPZ1850	1863	XPZ2650	2663
XPZ612	625	XPZ850	863	XPZ1037	1050	XPZ1262	1275	XPZ1512	1525	XPZ1862	1875	XPZ2690	2703
XPZ630	643	XPZ852	865	XPZ1047	1060	XPZ1270	1283	XPZ1520	1533	XPZ1887	1900	XPZ2800	2813
XPZ637	650	XPZ862	875	XPZ1060	1073	XPZ1280	1293	XPZ1537	1550	XPZ1900	1913	XPZ2840	2853
XPZ662	675	XPZ875	888	XPZ1062	1075	XPZ1287	1300	XPZ1562	1575	XPZ1937	1950	XPZ3000	3013
XPZ670	683	XPZ887	900	XPZ1077	1090	XPZ1312	1325	XPZ1587	1600	XPZ1950	1963	XPZ3150	3163
XPZ687	700	XPZ900	913	XPZ1080	1093	XPZ1320	1333	XPZ1600	1613	XPZ2000	2013	XPZ3170	3183
XPZ710	723	XPZ912	925	XPZ1087	1100	XPZ1337	1350	XPZ1612	1625	XPZ2030	2043	XPZ3350	3363
XPZ722	735	XPZ925	938	XPZ1112	1125	XPZ1362	1375	XPZ1637	1650	XPZ2037	2050	XPZ3550	3563
XPZ730	743	XPZ937	950	XPZ1120	1133	XPZ1387	1400	XPZ1650	1663	XPZ2120	2133		
XPZ737	750	XPZ940	953	XPZ1137	1150	XPZ1400	1413	XPZ1662	1675	XPZ2160	2173		
XPZ750	763	XPZ950	963	XPZ1162	1175	XPZ1412	1425	XPZ1700	1713	XPZ2240	2253		
XPZ762	775	XPZ962	975	XPZ1180	1193	XPZ1420	1433	XPZ1737	1726	XPZ2280	2293		
XPZ772	785	XPZ975	988	XPZ1187	1200	XPZ1437	1450	XPZ1750	1763	XPZ2360	2373		

TABLE 4 - P_b (kW) referred to Ø (mm)

RPM / Ø	56	60	63	67	71	80	90	100	112	125	132	140
100	0.13	0.16	0.17	0.19	0.21	0.26	0.32	0.37	0.43	0.50	0.54	0.58
200	0.25	0.29	0.32	0.37	0.41	0.50	0.61	0.71	0.83	0.97	1.04	1.12
500	0.57	0.67	0.74	0.85	0.95	1.17	1.42	1.67	1.96	2.28	2.45	2.65
700	0.77	0.90	1.01	1.15	1.29	1.60	1.94	2.28	2.69	3.12	3.36	3.63
900	0.95	1.13	1.26	1.44	1.62	2.01	2.45	2.88	3.39	3.94	4.24	4.58
1.000	1.05	1.24	1.39	1.58	1.78	2.21	2.69	3.17	3.74	4.35	4.67	5.04
1.400	1.40	1.67	1.87	2.14	2.41	3.00	3.66	4.31	5.08	5.91	6.35	6.85
1.500	1.49	1.78	1.99	2.28	2.56	3.20	3.90	4.59	5.41	6.29	6.76	7.29
1.700	1.66	1.98	2.22	2.54	2.86	3.58	4.36	5.14	6.05	7.04	7.56	8.15
1.800	1.74	2.08	2.34	2.68	3.01	3.76	4.59	5.40	6.37	7.40	7.95	8.57
2.500	2.30	2.76	3.10	3.56	4.01	5.02	6.12	7.20	8.46	9.80	10.50	11.29
2.900	2.59	3.12	3.51	4.03	4.54	5.69	6.93	8.15	9.56	11.04	11.82	12.68
3.000	2.66	3.20	3.61	4.14	4.67	5.85	7.13	8.38	9.83	11.34	12.12	13.00
3.500	3.00	3.63	4.09	4.70	5.30	6.63	8.07	9.46	11.06	12.70	13.55	14.47
3.600	3.07	3.71	4.18	4.80	5.42	6.78	8.25	9.66	11.29	12.95	13.80	14.73
4.000	3.32	4.02	4.53	5.21	5.88	7.35	8.93	10.44	12.15	13.87	14.74	15.68
4.500	3.62	4.38	4.94	5.69	6.42	8.01	9.71	11.30	13.08	14.83	15.68*	16.58*
5.000	3.88	4.71	5.32	6.12	6.90	8.61	10.39	12.04	13.84	15.55*	16.35*	

P_d (kW) referred to i

RPM / i	1,00/1,01	1,02/1,05	1,06/1,26	1,27/1,57	over 1,57
100	0.00	0.00	0.01	0.01	0.01
200	0.00	0.00	0.02	0.02	0.03
500	0.00	0.01	0.04	0.06	0.07
700	0.00	0.01	0.06	0.08	0.10
900	0.00	0.01	0.07	0.10	0.12
1.000	0.00	0.01	0.08	0.11	0.14
1.400	0.00	0.02	0.11	0.16	0.19
1.500	0.00	0.02	0.12	0.17	0.21
1.700	0.00	0.02	0.14	0.20	0.24
1.800	0.00	0.02	0.14	0.21	0.25
2.500	0.00	0.03	0.20	0.29	0.35
2.900	0.00	0.04	0.23	0.33	0.40
3.000	0.00	0.04	0.		

NARROW RAW EDGE V-BELTS DIN



Linea-X XPA SECTION

Code	External length LE (mm)	Code	External length LE (mm)	Code	External length LE (mm)	Code	External length LE (mm)	Code	External length LE (mm)	Code	External length LE (mm)	Code	External length LE (mm)
XPA667	685	XPA957	975	XPA1182	1200	XPA1450	1468	XPA1782	1800	XPA2240	2258	XPA3000	3018
XPA682	700	XPA969	987	XPA1207	1225	XPA1457	1475	XPA1800	1818	XPA2282	2300	XPA3150	3168
XPA732	750	XPA982	1000	XPA1232	1250	XPA1482	1500	XPA1832	1850	XPA2300	2318	XPA3350	3368
XPA757	775	XPA1000	1018	XPA1250	1268	XPA1500	1518	XPA1850	1868	XPA2360	2378	XPA3550	3568
XPA782	800	XPA1007	1025	XPA1257	1275	XPA1507	1525	XPA1900	1918	XPA2432	2450	XPA3750	3768
XPA800	818	XPA1032	1050	XPA1272	1290	XPA1532	1550	XPA1932	1950	XPA2482	2500	XPA4000	4018
XPA807	825	XPA1057	1075	XPA1282	1300	XPA1557	1575	XPA1950	1968	XPA2500	2518	XPA4250	4268
XPA832	850	XPA1060	1078	XPA1307	1325	XPA1582	1600	XPA1957	1975	XPA2532	2550	XPA4500	4518
XPA850	868	XPA1082	1100	XPA1320	1338	XPA1600	1618	XPA1982	2000	XPA2582	2600		
XPA857	875	XPA1107	1125	XPA1332	1350	XPA1607	1625	XPA2000	2018	XPA2607	2625		
XPA882	900	XPA1120	1138	XPA1357	1375	XPA1632	1650	XPA2032	2050	XPA2632	2650		
XPA900	918	XPA1132	1150	XPA1382	1400	XPA1650	1668	XPA2057	2075	XPA2650	2668		
XPA907	925	XPA1150	1168	XPA1400	1418	XPA1682	1700	XPA2082	2100	XPA2682	2700		
XPA925	943	XPA1157	1175	XPA1407	1425	XPA1700	1718	XPA2120	2138	XPA2732	2750		
XPA932	950	XPA1162	1180	XPA1420	1438	XPA1732	1750	XPA2160	2178	XPA2782	2800		
XPA950	968	XPA1180	1198	XPA1432	1450	XPA1757	1775	XPA2182	2200	XPA2800	2818		

TABLE 4 - P_b (kW) referred to Ø (mm)

RPM / Ø	80	85	90	95	100	106	112	125	140	160	180	200
100	0,25	0,28	0,31	0,34	0,37	0,41	0,45	0,53	0,63	0,75	0,87	1,00
200	0,45	0,51	0,58	0,64	0,70	0,77	0,85	1,00	1,18	1,42	1,66	1,90
500	1,00	1,15	1,29	1,44	1,58	1,76	1,93	2,30	2,73	3,29	3,85	4,40
700	1,33	1,53	1,73	1,93	2,13	2,37	2,60	3,11	3,69	4,46	5,23	5,98
900	1,65	1,90	2,15	2,40	2,65	2,95	3,25	3,89	4,63	5,60	6,55	7,50
1.000	1,80	2,08	2,35	2,63	2,91	3,24	3,57	4,28	5,08	6,15	7,20	8,24
1.400	2,37	2,76	3,13	3,51	3,89	4,34	4,79	5,75	6,84	8,28	9,70	11,09
1.500	2,51	2,92	3,32	3,72	4,13	4,60	5,08	6,10	7,27	8,80	10,30	11,78
1.700	2,78	3,23	3,69	4,14	4,59	5,12	5,66	6,80	8,10	9,80	11,47	13,11
1.800	2,91	3,39	3,87	4,34	4,82	5,38	5,94	7,14	8,51	10,29	12,04	13,75
2.500	3,77	4,41	5,05	5,69	6,32	7,07	7,81	9,40	11,19	13,51	15,74	17,89
2.900	4,21	4,95	5,67	6,39	7,11	7,96	8,80	10,58	12,59	15,16	17,61	19,93*
3.000	4,32	5,07	5,82	6,56	7,30	8,17	9,03	10,87	12,92	15,55	18,04	20,40*
3.500	4,82	5,68	6,53	7,37	8,20	9,19	10,16	12,21	14,48	17,35	20,02*	
3.600	4,92	5,80	6,67	7,53	8,38	9,38	10,37	12,46	14,77	17,68*	20,37*	
4.000	5,28	6,24	7,18	8,11	9,03	10,11	11,18	13,41	15,86	18,89*		
4.500	5,69	6,73	7,76	8,78	9,77	10,94	12,09	14,46	17,03*			
5.000	6,04	7,17	8,28	9,36	10,42	11,67	12,87	15,36*				

P_d (kW) referred to i

RPM / i	1,00/1,01	1,02/1,05	1,06/1,26	1,27/1,57	over 1,57
100	0,00	0,00	0,02	0,03	0,03
200	0,00	0,01	0,04	0,05	0,06
500	0,00	0,01	0,09	0,13	0,16
700	0,00	0,02	0,13	0,18	0,22
900	0,00	0,03	0,16	0,23	0,28
1.000	0,00	0,03	0,18	0,26	0,31
1.400	0,00	0,04	0,25	0,36	0,44
1.500	0,00	0,04	0,27	0,39	0,47
1.700	0,00	0,05	0,30	0,44	0,53
1.800	0,00	0,05	0,32	0,46	0,56
2.500	0,00	0,07	0,45	0,64	0,78
2.900	0,00	0,08	0,52	0,75	0,90
3.000	0,00	0,08	0,54	0,77	0,93
3.500	0,00	0,10	0,63	0,90	1,09
3.600	0,00	0,10	0,64	0,93	1,12
4.000	0,00	0,11	0,72	1,03	1,24
4.500	0,00	0,13	0,81	1,16	1,40
5.000	0,00	0,14	0,90	1,29	1,56



Linea Gold XPA SECTION

Code	External length LE (mm)	Code	External length LE (mm)	Code	External length LE (mm)	Code	External length LE (mm)	Code	External length LE (mm)	Code	External length LE (mm)	Code	External length LE (mm)
XPA667	685	XPA957	975	XPA1182	1200	XPA1450	1468	XPA1782	1800	XPA2240	2258	XPA3000	3018
XPA682	700	XPA969	987	XPA1207	1225	XPA1457	1475	XPA1800	1818	XPA2282	2300	XPA3150	3168
XPA732	750	XPA982	1000	XPA1232	1250	XPA1482	1500	XPA1832	1850	XPA2300	2318	XPA3350	3368
XPA757	775	XPA1000	1018	XPA1250	1268	XPA1500	1518	XPA1850	1868	XPA2360	2378	XPA3550	3568
XPA782	800	XPA1007	1025	XPA1257	1275	XPA1507	1525	XPA1900	1918	XPA2432	2450	XPA3750	3768
XPA800	818	XPA1032	1050	XPA1272	1290	XPA1532	1550	XPA1932	1950	XPA2482	2500	XPA4000	4018
XPA807	825	XPA1057	1075	XPA1282	1300	XPA1557	1575	XPA1950	1968	XPA2500	2518	XPA4250	4268
XPA832	850	XPA1060	1078	XPA1307	1325	XPA1582	1600	XPA1957	1975	XPA2532	2550	XPA4500	4518
XPA850	868	XPA1082	1100	XPA1320	1338	XPA1600	1618	XPA1982	2000	XPA2582	2600		
XPA857	875	XPA1107	1125	XPA1332	1350	XPA1607	1625	XPA2000	2018	XPA2607	2625		
XPA882	900	XPA1120	1138	XPA1357	1375	XPA1632	1650	XPA2032	2050	XPA2632	2650		
XPA900	918	XPA1132	1150	XPA1382	1400	XPA1650	1668	XPA2057	2075	XPA2650	2668		
XPA907	925	XPA1150	1168	XPA1400	1418	XPA1682	1700	XPA2082	2100	XPA2682	2700		
XPA925	943	XPA1157	1175	XPA1407	1425	XPA1700	1718	XPA2120	2138	XPA2732	2750		
XPA932	950	XPA1162	1180	XPA1420	1438	XPA1732	1750	XPA2160	2178	XPA2782	2800		
XPA950	968	XPA1180	1198	XPA1432	1450	XPA1757	1775	XPA2182	2200	XPA2800	2818		

TABLE 4 - P_b (kW) referred to Ø (mm)

RPM / Ø	80	85	90	95	100	106	112	125	140	160	180	200
100	0,31	0,35	0,39	0,43	0,47	0,52	0,57	0,67	0,80	0,96	1,11	1,27
200	0,57	0,65	0,73	0,81	0,89	0,99	1,08	1,28	1,52	1,83	2,14	2,44
500	1,30	1,49	1,68	1,87	2,06	2,29	2,51	3,00	3,56	4,30	5,03	5,76
700	1,75	2,01	2,27	2,54	2,80	3,11	3,42	4,08	4,85	5,86	6,87	7,86
900	2,18	2,51	2,85	3,18	3,51	3,90	4,29	5,14	6,10	7,38	8,65	9,90
1.000	2,39	2,76	3,13	3,49	3,85	4,29	4,72	5,65	6,72	8,13	9,52	10,89
1.400	3,20	3,70	4,20	4,70	5,20	5,79	6,38	7,65	9,09	10,99	12,96	14,69
1.500	3,39	3,93	4,46	4,99	5,52	6,15	6,78	8,13	9,67	11,68	13,66	15,60
1.700	3,77	4,37	4,97	5,57	6,16	6,87	7,57	9,08	10,79	13,03	15,22	17,36
1.800	3,96	4,59	5,22	5,85	6,47	7,21	7,95	9,54	11,34	13,69	15,98	18,20
2.500	5,18	6,03	6,87	7,71	8,54	9,53	10,51	12,59	14,93	17,93	20,80	23,51
2.900	5,82	6,79	7,74	8,69	9,63	10,74	11,84	14,17	16,76	20,05	23,13	25,99*
3.000	5,97	6,97	7,95	8,93	9,89	11,03	12,16	14,54	17,19	20,54	23,66	26,53*
3.500	6,70	7,83	8,94	10,04	11,12	12,40	13,65	16,29	19,17	22,74	25,96*	
3.600	6,83	7,99	9,12	10,25	11,35	12,65	13,93	16,61	19,53	23,13*	26,35*	
4.000	7,35	8,60	9,83	11,03	12,22	13,61	14,97	17,80	20,84	24,49*		
4.500	7,92	9,28	10,61	11,91	13,18	14,67	16,11	19,06	22,15*			
5.000	8,41	9,86	11,28	12,66	13,99	15,54	17,03	20,03*				

P_d (kW) referred to i

RPM / i	1,00/1,01	1,02/1,05	1,06/1,26	1,27/1,57	over 1,57
100	0,00	0,00	0,02	0,03	0,03
200	0,00	0,01	0,04	0,05	0,06
500	0,00	0,01	0,09	0,13	0,16
700	0,00	0,02	0,13	0,18	0,22
900	0,00	0,03	0,16	0,23	0,28
1.000	0,00	0,03	0,18	0,26	0,31
1.400	0,00	0,04	0,25	0,36	0,44
1.500	0,00	0,04	0,27	0,39	0,47
1.700	0,00	0,05	0,30	0,44	0,53
1.800	0,00	0,05	0,32	0,46	0,56
2.500	0,00	0,07	0,45	0,64	0,78
2.900	0,00	0,08	0,52	0,75	0,90
3.000	0,00	0,08	0,54	0,77	0,93
3.500	0,00	0,10	0,63	0,90	1,09
3.600	0,00	0,10	0,64	0,93	1,12
4.000	0,00	0,11	0,72	1,03	1,24
4.500	0,00	0,13	0,81	1,16	1,40
5.000	0,00	0,14	0,90	1,29	1,56

* Belt speed is greater than 30 m/s then is necessary to use dynamically balanced pulleys. A reduction in belt life can be expected. Suggested a smaller section.

NARROW RAW EDGE V-BELTS DIN



Linea-X XPB SECTION

Code	External length LE (mm)	Code	External length LE (mm)	Code	External length LE (mm)	Code	External length LE (mm)	Code	External length LE (mm)	Code	External length LE (mm)	Code	External length LE (mm)
XPB1250	1272	XPB1590	1612	XPB1950	1972	XPB2280	2302	XPB2680	2702	XPB3340	3362	XPB4560	4582
XPB1260	1282	XPB1600	1622	XPB1970	1982	XPB2300	2322	XPB2800	2822	XPB3350	3372	XPB4750	4772
XPB1320	1342	XPB1650	1672	XPB2000	2022	XPB2360	2382	XPB2840	2862	XPB3550	3572	XPB5000	5022
XPB1340	1362	XPB1690	1712	XPB2020	2042	XPB2410	2432	XPB2900	2922	XPB3750	3772		
XPB1400	1422	XPB1700	1722	XPB2060	2082	XPB2430	2452	XPB2990	3012	XPB3800	3822		
XPB1410	1432	XPB1750	1772	XPB2120	2142	XPB2500	2522	XPB3000	3022	XPB4000	4022		
XPB1450	1472	XPB1800	1822	XPB2150	2172	XPB2530	2552	XPB3070	3092	XPB4060	4082		
XPB1500	1522	XPB1850	1872	XPB2180	2202	XPB2580	2602	XPB3150	3172	XPB4250	4272		
XPB1510	1532	XPB1900	1922	XPB2240	2262	XPB2650	2672	XPB3170	3192	XPB4500	4522		

TABLE 4 - P_b (kW) referred to Ø (mm)

RPM / Ø	112	118	125	132	140	160	180	200	224	250	265	280
100	0,57	0,63	0,70	0,77	0,85	1,06	1,26	1,46	1,70	1,95	2,10	2,25
200	1,04	1,16	1,30	1,44	1,60	1,99	2,37	2,76	3,22	3,71	3,99	4,27
500	2,32	2,60	2,93	3,25	3,63	4,55	5,46	6,37	7,44	8,60	9,27	9,93
700	3,10	3,48	3,93	4,38	4,88	6,14	7,39	8,63	10,09	11,67	12,57	13,47
900	3,84	4,32	4,89	5,45	6,09	7,68	9,24	10,80	12,64	14,61	15,74	16,85
1.000	4,19	4,73	5,35	5,97	6,67	8,42	10,15	11,85	13,88	16,04	17,27	18,49
1.400	5,54	6,27	7,12	7,96	8,91	11,28	13,60	15,89	18,59	21,45	23,07	24,66
1.500	5,86	6,64	7,54	8,43	9,45	11,96	14,43	16,85	19,70	22,72	24,42	26,10
1.700	6,48	7,35	8,36	9,36	10,49	13,29	16,03	18,72	21,86	25,17	27,03	28,85
1.800	6,79	7,70	8,76	9,81	11,00	13,93	16,81	19,62	22,90	26,34	28,27	30,16
2.500	8,73	9,94	11,34	12,73	14,29	18,11	21,79	25,33	29,37	33,48*	35,72*	
2.900	9,71	11,08	12,65	14,21	15,95	20,19	24,23	28,06*	32,36*			
3.000	9,94	11,35	12,96	14,55	16,34	20,68	24,79	28,68*				
3.500	11,00	12,57	14,37	16,14	18,12	22,86	27,28*					
3.600	11,19	12,79	14,63	16,43	18,45	23,25*	27,71*					
4.000	11,88	13,60	15,57	17,48	19,61	24,63*						
4.500	12,59	14,43	16,52	18,54*	20,77*							
5.000	13,10	15,04*	17,22*	19,31*								

P_a (kW) referred to i

RPM / i	1,00/1,01	1,02/1,05	1,06/1,26	1,27/1,57	over 1,57
100	0,00	0,01	0,04	0,06	0,07
200	0,00	0,01	0,08	0,11	0,14
500	0,00	0,03	0,20	0,28	0,34
700	0,00	0,04	0,27	0,39	0,47
900	0,00	0,05	0,35	0,50	0,61
1.000	0,00	0,06	0,39	0,56	0,68
1.400	0,00	0,09	0,55	0,78	0,95
1.500	0,00	0,09	0,59	0,84	1,02
1.700	0,00	0,10	0,66	0,95	1,15
1.800	0,00	0,11	0,70	1,01	1,22
2.500	0,00	0,15	0,98	1,40	1,69
2.900	0,00	0,18	1,13	1,62	1,97
3.000	0,00	0,18	1,17	1,68	2,03
3.500	0,00	0,21	1,37	1,96	2,37
3.600	0,00	0,22	1,40	2,02	2,44
4.000	0,00	0,24	1,56	2,24	2,71
4.500	0,00	0,27	1,76	2,52	3,05
5.000	0,00	0,31	1,95	2,80	3,39



Linea Gold XPB SECTION

Code	External length LE (mm)	Code	External length LE (mm)	Code	External length LE (mm)	Code	External length LE (mm)	Code	External length LE (mm)	Code	External length LE (mm)	Code	External length LE (mm)
XPB1250	1272	XPB1590	1612	XPB1950	1972	XPB2280	2302	XPB2680	2702	XPB3340	3362	XPB4560	4582
XPB1260	1282	XPB1600	1622	XPB1970	1982	XPB2300	2322	XPB2800	2822	XPB3350	3372	XPB4750	4772
XPB1320	1342	XPB1650	1672	XPB2000	2022	XPB2360	2382	XPB2840	2862	XPB3550	3572	XPB5000	5022
XPB1340	1362	XPB1690	1712	XPB2020	2042	XPB2410	2432	XPB2900	2922	XPB3750	3772		
XPB1400	1422	XPB1700	1722	XPB2060	2082	XPB2430	2452	XPB2990	3012	XPB3800	3822		
XPB1410	1432	XPB1750	1772	XPB2120	2142	XPB2500	2522	XPB3000	3022	XPB4000	4022		
XPB1450	1472	XPB1800	1822	XPB2150	2172	XPB2530	2552	XPB3070	3092	XPB4060	4082		
XPB1500	1522	XPB1850	1872	XPB2180	2202	XPB2580	2602	XPB3150	3172	XPB4250	4272		
XPB1510	1532	XPB1900	1922	XPB2240	2262	XPB2650	2672	XPB3170	3192	XPB4500	4522		

TABLE 4 - P_b (kW) referred to Ø (mm)

RPM / Ø	112	118	125	132	140	160	180	200	224	250	265	280
100	0,73	0,81	0,90	0,99	1,10	1,37	1,63	1,89	2,21	2,54	2,74	2,93
200	1,36	1,52	1,70	1,88	2,09	2,60	3,11	3,62	4,23	4,88	5,26	5,63
500	3,10	3,47	3,91	4,34	4,83	6,06	7,29	8,50	9,95	11,50	12,40	13,29
700	4,18	4,69	5,29	5,89	6,57	8,26	9,93	11,60	13,58	15,70	16,92	18,14
900	5,21	5,87	6,62	7,38	8,24	10,38	12,49	14,59	17,09	19,76	21,29	22,81
1.000	5,72	6,44	7,28	8,11	9,06	11,41	13,75	16,06	18,80	21,74	23,41	25,07
1.400	7,66	8,64	9,78	10,92	12,21	15,42	18,58	21,69	25,37	29,27	31,49	33,67
1.500	8,12	9,17	10,39	11,60	12,98	16,38	19,74	23,04	26,94	31,06	33,40	35,70
1.700	9,03	10,21	11,57	12,93	14,47	18,27	22,00	25,67	29,97	34,51	37,07	39,57
1.800	9,48	10,71	12,15	13,57	15,19	19,19	23,11	26,95	31,44	36,17	38,82	41,42
2.500	12,39	14,04	15,94	17,83	19,97	25,20	30,25	35,12	40,70	46,40*	49,51*	
2.900	13,89	15,76	17,91	20,03	22,43	28,25	33,82	39,11*	45,08*			
3.000	14,25	16,16	18,37	20,55	23,01	28,97	34,65	40,03*				
3.500	15,91	18,07	20,55	22,98	25,70	32,25	38,37*					
3.600	16,22	18,42	20,95	23,42	26,20	32,84*	39,02*					
4.000	17,36	19,73	22,43	25,08	28,02	34,98*						
4.500	18,59	21,13	24,01	26,82	29,91*							
5.000	19,56	22,24*	25,26*	28,17*								

P_a (kW) referred to i

RPM / i	1,00/1,01	1,02/1,05	1,06/1,26	1,27/1,57	over 1,57
100	0,00	0,01	0,04	0,06	0,07
200	0,00	0,01	0,08	0,11	0,14
500	0,00	0,03	0,20	0,28	0,34
700	0,00	0,04	0,27	0,39	0,47
900	0,00	0,05	0,35	0,50	0,61
1.000	0,00	0,06	0,39	0,56	0,68
1.400	0,00	0,09	0,55	0,78	0,95
1.500	0,00	0,09	0,59	0,84	1,02
1.700	0,00	0,10	0,66	0,95	1,15
1.800	0,00	0,11	0,70	1,01	1,22
2.500	0,00	0,15	0,98	1,40	1,69
2.900	0,00	0,18	1,13	1,62	1,97
3.000	0,00	0,18	1,17	1,68	2,03
3.500	0,00	0,21	1,37	1,96	2,37
3.600	0,00	0,22	1,40	2,02	2,44
4.000	0,00	0,24	1,56	2,24	2,71
4.500	0,00	0,27	1,76	2,52	3,05
5.000	0,00	0,31	1,95	2,80	3,39

* Belt speed is greater than 30 m/s then is necessary to use dynamically balanced pulleys. A reduction in belt life can be expected. Suggested a smaller section.



Linea-X XPC SECTION

Code	External length LE (mm)	Code	External length LE (mm)	Code	External length LE (mm)	Code	External length LE (mm)	Code	External length LE (mm)	Code	External length LE (mm)
XPC2000	2030	XPC2360	2390	XPC2800	2830	XPC3350	3380	XPC4000	4030	XPC4750	4780
XPC2120	2150	XPC2500	2530	XPC3000	3030	XPC3550	3580	XPC4250	4280	XPC5000	5030
XPC2240	2270	XPC2650	2680	XPC3150	3180	XPC3750	3780	XPC4500	4530		

TABLE 4 - P_b (kW) referred to Ø (mm)

RPM / Ø	180	200	224	250	280	315	335	400	500	560	630	710
100	1,47	1,76	2,10	2,47	2,90	3,40	3,68	4,60	6,01	6,86	7,83	8,95
200	2,86	3,43	4,10	4,84	5,68	6,66	7,22	9,02	11,79	13,43	15,35	17,52
300	4,22	5,06	6,07	7,15	8,40	9,85	10,68	13,35	17,43	19,85	22,66	25,83
400	5,56	6,67	8,00	9,43	11,08	12,99	14,08	17,60	22,94	26,10	29,74	33,84
500	6,88	8,25	9,90	11,68	13,72	16,08	17,43	21,76	28,31	32,16	36,57	41,50
600	8,18	9,82	11,78	13,90	16,32	19,12	20,72	25,83	33,51	38,00	43,10	48,75
700	9,46	11,36	13,64	16,08	18,88	22,11	23,94	29,80	38,54	43,59	49,29	55,51
900	11,98	14,39	17,26	20,34	23,85	27,89	30,17	37,40	47,96	53,91	60,45	67,32
1.000	13,22	15,87	19,03	22,42	26,27	30,68	33,17	41,01	52,30	58,57	65,32	
1.400	17,97	21,56	25,80	30,30	35,35	41,05	44,20	53,86				
1.500	19,11	22,92	27,40	32,15	37,46	43,41	46,69	56,62				
1.700	21,32	25,54	30,49	35,68	41,44	47,82	51,28					
1.800	22,39	26,81	31,97	37,36	43,32	49,85	53,37					
2.000	24,45	29,23	34,78	40,53	46,80	53,55						
2.500	29,12	34,65	40,91	47,20								
2.900	32,28	38,19	44,73									
3.000	32,98	38,96										
3.500	35,89											

P_d (kW) referred to i

RPM / i	1,00/1,01	1,02/1,05	1,06/1,26	1,27/1,57	over 1,57
100	0,00	0,01	0,07	0,10	0,12
200	0,00	0,02	0,14	0,20	0,25
300	0,00	0,03	0,21	0,30	0,37
400	0,00	0,04	0,28	0,41	0,49
500	0,00	0,06	0,35	0,51	0,61
600	0,00	0,07	0,42	0,61	0,74
700	0,00	0,08	0,49	0,71	0,86
900	0,00	0,10	0,64	0,91	1,10
1.000	0,00	0,11	0,71	1,01	1,23
1.400	0,00	0,15	0,99	1,42	1,72
1.500	0,00	0,17	1,06	1,52	1,84
1.700	0,00	0,19	1,20	1,72	2,08
1.800	0,00	0,20	1,27	1,82	2,21
2.000	0,00	0,22	1,41	2,03	2,45
2.500	0,00	0,28	1,76	2,53	3,07
2.900	0,00	0,32	2,05	2,94	3,56
3.000	0,00	0,33	2,12	3,04	3,68
3.500	0,00	0,39	2,47	3,55	4,29



Linea Gold XPC SECTION

Code	External length LE (mm)	Code	External length LE (mm)	Code	External length LE (mm)	Code	External length LE (mm)	Code	External length LE (mm)	Code	External length LE (mm)
XPC2000	2030	XPC2360	2390	XPC2800	2830	XPC3350	3380	XPC4000	4030	XPC4750	4780
XPC2120	2150	XPC2500	2530	XPC3000	3030	XPC3550	3580	XPC4250	4280	XPC5000	5030
XPC2240	2270	XPC2650	2680	XPC3150	3180	XPC3750	3780	XPC4500	4530		

TABLE 4 - P_b (kW) referred to Ø (mm)

RPM / Ø	180	200	224	250	280	315	335	400	500	560	630	710
100	1,84	2,26	2,76	3,31	3,93	4,66	5,08	6,43	8,50	9,74	11,18	12,82
200	3,60	4,43	5,42	6,50	7,74	9,18	10,00	12,66	16,73	19,16	21,98	25,19
300	5,32	6,56	8,04	9,64	11,48	13,62	14,83	18,78	24,78	28,35	32,48	37,15
400	7,02	8,66	10,62	12,73	15,16	17,98	19,59	24,77	32,63	37,26	42,60	48,59
500	8,70	10,73	13,16	15,78	18,79	22,27	24,25	30,62	40,22	45,84	52,26	59,38
600	10,35	12,77	15,66	18,78	22,35	26,48	28,82	36,32	47,53	54,02	61,36	69,38
700	11,98	14,78	18,13	21,73	25,84	30,59	33,27	41,84	54,50	61,74	69,80	78,46
900	15,16	18,71	22,93	27,45	32,59	38,49	41,80	52,24	67,23	75,49	84,34	93,27
1.000	16,71	20,62	25,26	30,21	35,84	42,25	45,84	57,08	72,90	81,40	90,22	
1.400	22,59	27,83	33,99	40,49	47,73	55,79	60,20	73,39				
1.500	23,97	29,51	36,01	42,83	50,39	58,74	63,26	76,58				
1.700	26,61	32,72	39,82	47,20	55,27	64,02	68,66					
1.800	27,86	34,23	41,60	49,22	57,48	66,32	70,95					
2.000	30,23	37,06	44,90	52,89	61,38	70,21						
2.500	35,21	42,88	51,38	59,61								
2.900	38,08	46,02	54,44									
3.000	38,63	46,56										
3.500	40,19											

P_d (kW) referred to i

RPM / i	1,00/1,01	1,02/1,05	1,06/1,26	1,27/1,57	over 1,57
100	0,00	0,01	0,07	0,10	0,12
200	0,00	0,02	0,14	0,20	0,25
300	0,00	0,03	0,21	0,30	0,37
400	0,00	0,04	0,28	0,41	0,49
500	0,00	0,06	0,35	0,51	0,61
600	0,00	0,07	0,42	0,61	0,74
700	0,00	0,08	0,49	0,71	0,86
900	0,00	0,10	0,64	0,91	1,10
1.000	0,00	0,11	0,71	1,01	1,23
1.400	0,00	0,15	0,99	1,42	1,72
1.500	0,00	0,17	1,06	1,52	1,84
1.700	0,00	0,19	1,20	1,72	2,08
1.800	0,00	0,20	1,27	1,82	2,21
2.000	0,00	0,22	1,41	2,03	2,45
2.500	0,00	0,28	1,76	2,53	3,07
2.900	0,00	0,32	2,05	2,94	3,56
3.000	0,00	0,33	2,12	3,04	3,68
3.500	0,00	0,39	2,47	3,55	4,29

VARIABLE SPEED V-BELTS

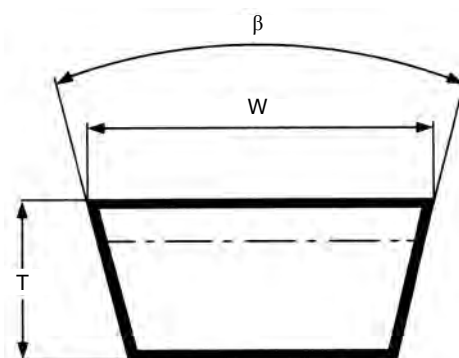


BELT CHARACTERISTICS

section	13x6	17x6	21x7	22x8	26x8	28x8	30x10	32x10	36x12	37x10	42x13	47x13	52x16	55x16	65x20	70x20
w (mm)	13	17	21	22	26	28	30	32	36	37	42	47	52	55	65	70
T (mm)	6	6	7	8	8	8	10	10	12	10	13	13	16	16	20	20
pitch length - internal length = Δi (mm)	29	29	33	38	38	38	47	47	56	47	61	61	75	75	94	94
external length - pitch length = Δe (mm)	9	9	11	12	12	12	16	16	19	16	21	21	25	25	31	31
ISO		W16	W20		W25			W31,5			W40		W50		W63	
β (°)	26	26	26	26	26	26	26	26	30	30	30	30	30	30	30	30
working temperature	-30°C / +90°C															
relevant standards	ISO 1604 (for W... type only)															
relevant antistatic standard	ISO 1813															
materials	CR blend - polyester cord															

Varisect belts are designed for variable speed transmissions, to obtain a wide range of driven speeds:

- provides exact speed control;
- guarantees smooth running;
- raw edge sidewalls improve gripping action;
- provide superior resistance to aging caused by wear, oil, heat, grease and harmful environmental factors;
- static dissipating;
- is available in a wide selection of sizes;
- guarantees a long belt life.



High-modulus cords

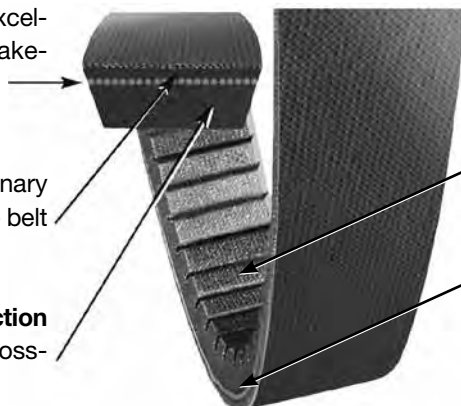
Located in the strength section to carry high HP loads with minimum belt stretch. Resists fatigue and shock. Provides excellent belt stability. Reduces need for take-up adjustments.

Fabric tension section

Stretches up to 175% more than ordinary bias-cut fabric to significantly improve belt flex life.

Special compound compression section

Provides uniform cord support and cross-wise rigidity to lengthen belt life.



Precision molded cogs

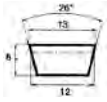
Provide more surface area for heat dissipation and increase belt flexibility. Cooler operation means longer flex life.

Raw-edge sidewalls

Improve gripping contact with pulley sidewalls. Assure less vibration. Smoother, quieter performance.

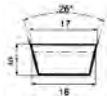
VARIABLE SPEED V-BELTS

Varisect



13X6 SECTION

Code	Pitch length LI (mm)	Code	Pitch length LI (mm)	Code	Pitch length LI (mm)	Code	Pitch length LI (mm)	Code	Pitch length LI (mm)	Code	Pitch length LI (mm)
13x6x425	425	13x6x525	525	13x6x650	650	13x6x700	700	13x6x750	750	13x6x900	900
13x6x500	500	13x6x555	550	13x6x675	675	13x6x725	725	13x6x775	775		



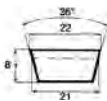
17X6 W16 SECTION

Code	Nominal Pitch length (mm)	Code	Nominal Pitch length (mm)	Code	Nominal Pitch length (mm)	Code	Nominal Pitch length (mm)	Code	Nominal Pitch length (mm)
16 W 450	450	16 W 560	560	16 W 630	630	16 W 800	800	16 W 1000	1000
16 W 500	500	16 W 600	600	16 W 710	710	16 W 900	900		



21X7 W20 SECTION

Code	Nominal Pitch length (mm)	Code	Nominal Pitch length (mm)	Code	Nominal Pitch length (mm)	Code	Nominal Pitch length (mm)	Code	Nominal Pitch length (mm)
20 W 560	560	20 W 640	640	20 W 800	800	20 W 1000	1000	20 W 1250	1250
20 W 630	630	20 W 710	710	20 W 900	900	20 W 1120	1120		



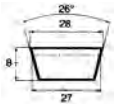
22X8 SECTION

Code	Pitch length LI (mm)	Code	Pitch length LI (mm)	Code	Pitch length LI (mm)	Code	Pitch length LI (mm)	Code	Pitch length LI (mm)	Code	Pitch length LI (mm)	Code	Pitch length LI (mm)
22X8 X500	500	22X8 X600	600	22X8 X675	675	22X8 X800	800	22X8 X1000	1000	22X8 X1250	1250	22X8 X1600	1600
22X8 X525	525	22X8 X610	610	22X8 X700	700	22X8 X850	850	22X8 X1060	1060	22X8 X1320	1320	22X8 X2000	2000
22X8 X550	550	22X8 X625	625	22X8 X725	725	22X8 X900	900	22X8 X1120	1120	22X8 X1400	1400		
22X8 X575	575	22X8 X650	650	22X8 X750	750	22X8 X950	950	22X8 X1180	1180	22X8 X1500	1500		



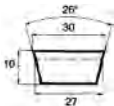
26X8 W25 SECTION

Code	Nominal Pitch length (mm)	Code	Nominal Pitch length (mm)	Code	Nominal Pitch length (mm)	Code	Nominal Pitch length (mm)	Code	Nominal Pitch length (mm)	Code	Nominal Pitch length (mm)
25 W 560	560	25 W 710	710	25 W 790	790	25 W 900	900	25 W 1120	1120	25 W 1400	1400
25 W 690	690	25 W 750	750	25 W 800	800	25 W 1000	1000	25 W 1250	1250	25 W 1600	1613



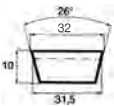
28X8 SECTION

Code	Pitch length LI (mm)	Code	Pitch length LI (mm)	Code	Pitch length LI (mm)	Code	Pitch length LI (mm)	Code	Pitch length LI (mm)	Code	Pitch length LI (mm)	Code	Pitch length LI (mm)
28X8 X525	525	28X8 X650	650	28X8 X800	800	28X8 X950	950	28X8 X1120	1120	28X8 X1320	1320	28X8 X1600	1600
28X8 X600	600	28X8 X700	700	28X8 X850	850	28X8 X1000	1000	28X8 X1180	1180	28X8 X1400	1400	28X8 X1700	1700
28X8 X625	625	28X8 X750	750	28X8 X900	900	28X8 X1060	1060	28X8 X1250	1250	28X8 X1500	1500		



30X10 SECTION

Code	Pitch length LI (mm)	Code	Pitch length LI (mm)	Code	Pitch length LI (mm)	Code	Pitch length LI (mm)	Code	Pitch length LI (mm)	Code	Pitch length LI (mm)
30X10X650	650	30X10X800	800	30X10X900	900	30X10X1035	1035	30X10X1200	1200	30X10X1500	1500
30X10X665	665	30X10X850	850	30X10X950	950	30X10X1050	1050	30X10X1320	1320	30X10X1600	1600
30X10X700	700	30X10X875	875	30X10X1000	1000	30X10X1120	1120	30X10X1340	1340		

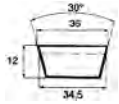


32X10 W31,5 SECTION

Code	Nominal Pitch length (mm)	Code	Nominal Pitch length (mm)	Code	Nominal Pitch length (mm)	Code	Nominal Pitch length (mm)	Code	Nominal Pitch length (mm)	Code	Nominal Pitch length (mm)	Code	Nominal Pitch length (mm)
31,5 W 800	800	31,5 W 870	870	31,5 W 950	950	31,5 W 1050	1050	31,5 W 1250	1250	31,5 W 1600	1600	31,5 W 2000	2000
31,5 W 840	840	31,5 W 900	900	31,5 W 1000	1000	31,5 W 1120	1120	31,5 W 1400	1400	31,5 W 1800	1800		

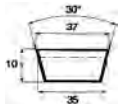
VARIABLE SPEED V-BELTS

Varisect



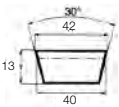
36X12 SECTION

Code	Pitch length LI (mm)	Code	Pitch length LI (mm)	Code	Pitch length LI (mm)	Code	Pitch length LI (mm)	Code	Pitch length LI (mm)	Code	Pitch length LI (mm)
36X12X700	700	36X12X850	850	36X12X1000	1000	36X12X1180	1180	36X12X1400	1400	36X12X1700	1700
36X12X725	725	36X12X900	900	36X12X1060	1060	36X12X1250	1250	36X12X1500	1500	6X12X1800	1800
36X12X800	800	36X12X950	950	36X12X1120	1120	6X12X1320	1320	36X12X1600	1600	6X12X2000	2000



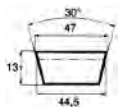
37X10 SECTION

Code	Pitch length LI (mm)	Code	Pitch length LI (mm)	Code	Pitch length LI (mm)	Code	Pitch length LI (mm)	Code	Pitch length LI (mm)	Code	Pitch length LI (mm)
37X10X600	600	37X10X800	800	37X10X1000	1000	37X10X1250	1250	37X10X1600	1600	37X10X2000	2000
37X10X650	650	37X10X850	850	37X10X1060	1060	37X10X1320	1320	37X10X1700	1700	37X10X2240	2240
37X10X675	675	37X10X900	900	37X10X1120	1120	37X10X1400	1400	37X10X1800	1800		
37X10X750	750	37X10X950	950	37X10X1180	1180	37X10X1500	1500	37X10X1900	1900		



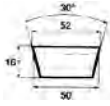
42X13 W40 SECTION

Code	Nominal Pitch length (mm)	Code	Nominal Pitch length (mm)	Code	Nominal Pitch length (mm)	Code	Nominal Pitch length (mm)
40 W 1060	1060	40 W 1180	1180	40 W 1600	1600	40 W 2000	2000
40 W 1100	1100	40 W 1250	1250	40 W 1660	1660	40 W 2240	2240
40 W 1120	1120	40 W 1400	1400	40 W 1800	1820	40 W 2500	2500



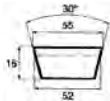
47X13 SECTION

Code	Pitch length LI (mm)	Code	Pitch length LI (mm)	Code	Pitch length LI (mm)	Code	Pitch length LI (mm)	Code	Pitch length LI (mm)	Code	Pitch length LI (mm)
47X13X900	900	47X13X1060	1060	47X13X1250	1250	47X13X1500	1500	47X13X1800	1800	47X13X2240	2240
47X13X950	950	47X13X1120	1120	47X13X1320	1320	47X13X1600	1600	47X13X1900	1900		
47X13X1000	1000	47X13X1180	1180	47X13X1400	1400	47X13X1700	1700	47X13X2000	2000		



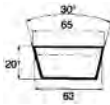
52X16 W50 SECTION

Code	Nominal Pitch length (mm)	Code	Nominal Pitch length (mm)	Code	Nominal Pitch length (mm)	Code	Nominal Pitch length (mm)	Code	Nominal Pitch length (mm)
50 W 1250	1250	50 W 1600	1600	50 W 2000	2000	50 W 2500	2500	50 W 3150	3150
50 W 1400	1400	50 W 1800	1800	50 W 2240	2240	50 W 2800	2800		



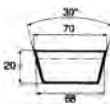
55X16 SECTION

Code	Pitch length LI (mm)	Code	Pitch length LI (mm)	Code	Pitch length LI (mm)	Code	Pitch length LI (mm)
55X16X1180	1180	55X16X1400	1400	55X16X1700	1700	55X16X2000	2000
55X16X1250	1250	55X16X1600	1600	55X16X1800	1800	55X16X2240	2240



65X20 W63 SECTION


Code	Nominal Pitch length (mm)	Code	Nominal Pitch length (mm)	Code	Nominal Pitch length (mm)	Code	Nominal Pitch length (mm)	Code	Nominal Pitch length (mm)
63 W 1600	1600	63 W 2000	2000	63 W 2500	2500	63 W 3150	3150	63 W 4000	4000
63 W 1800	1800	63 W 2240	2240	63 W 2800	2800	63 W 3550	3550		



70X20 SECTION

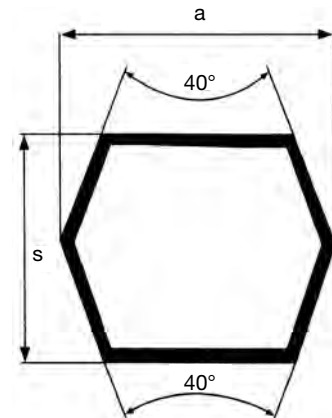
Code	Pitch length LI (mm)	Code	Pitch length LI (mm)	Code	Pitch length LI (mm)	Code	Pitch length LI (mm)	Code	Pitch length LI (mm)	Code	Pitch length LI (mm)	Code	Pitch length LI (mm)
70X20X1320	1320	70X20X1445	1445	70X20X1600	1600	70X20X1800	1800	70X20X2000	2000	70X20X2240	2240	70X20X2500	2500
70X20X1400	1400	70X20X1500	1500	70X20X1700	1700	70X20X1900	1900	70X20X2120	2120	70X20X2360	2360	70X20X2800	2800

DOUBLE V-BELTS



BELT CHARACTERISTICS

section	AA	BB	CC
a (mm)	13	17	22
s (mm)	10	14	19
pitch length - internal length = Δi (mm)	31,4	44	59,7
external length - pitch length = Δe (mm)	31,4	44	59,7
weight (gr/m)	150	238	429
min. pulley diam. (mm)	80	140	224
working temperature	-30°C / +80°C		
relevant standards	RMA/MPTA IP2 21 - DIN 7722 - ISO 5289		
relevant antistatic standard	ISO 1813		
materials	CR blend - polyester cord - cotton/polyester fabric		




DOUBLE ANGLE V-BELT

Ideally suited for serpentine drives where power needs to be transmitted equally from both sides of the belt. Double-wrapped cotton-neoprene cover is added for excellent resistance to abrasive wear, heat, ozone, sunlight, grease, oil or dirt.

Centrally located cord and special synthetic rubber compounds assure long belt life and smooth, capable power capacity.

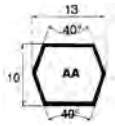
Double wrapped neoprene and cotton fabric

The core of the belt is made of a special blend of compounds to provide long life and superior power capacity



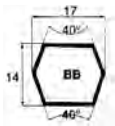
DOUBLE V-BELTS

Esaflex



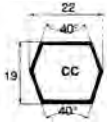
AA SECTION

Code	Nominal length (mm)	Code	Nominal length (mm)	Code	Nominal length (mm)	Code	Nominal length (mm)	Code	Nominal length (mm)	Code	Nominal length (mm)	Code	Nominal length (mm)
AA 51	1350	AA 69	1805	AA 80	2085	AA 91	2365	AA 108	2800	AA 128	3305	AA 148	3810
AA 60	1580	AA 71	1855	AA 81	2110	AA 95	2465	AA 112	2895	AA 130	3355	AA 163	4195
AA 61	1600	AA 75	1955	AA 85	2210	AA 96	2490	AA 116	3000	AA 134	3455		
AA 68	1780	AA 77	2010	AA 90	2340	AA 105	2720	AA 120	3100	AA 147	3785		



BB SECTION

Code	Nominal length (mm)	Code	Nominal length (mm)	Code	Nominal length (mm)	Code	Nominal length (mm)	Code	Nominal length (mm)	Code	Nominal length (mm)	Code	Nominal length (mm)
BB 50	1345	BB 84	2210	BB 105	2745	BB 121	3150	BB 155	4015	BB 180	4650	BB 210	5410
BB 60	1600	BB 85	2235	BB 112	2920	BB 128	3325	BB 158	4090	BB 184	4750	BB 240	6135
BB 75	1980	BB 90	2360	BB 118	3075	BB 144	3735	BB 173	4470	BB 190	4900	BB 270	6895
BB 81	2130	BB 97	2540	BB 120	3125	BB 154	3990	BB 174	4495	BB 195	5030	BB 300	7660



CC SECTION

Code	Nominal length (mm)	Code	Nominal length (mm)	Code	Nominal length (mm)	Code	Nominal length (mm)	Code	Nominal length (mm)	Code	Nominal length (mm)	Code	Nominal length (mm)
CC 75	2010	CC 90	2390	CC 120	3150	CC 158	4120	CC 193	5010	CC 240	6155	CC 330	8435
CC 81	2160	CC 96	2545	CC 128	3355	CC 162	4220	CC 195	5060	CC 270	6910	CC 360	9200
CC 85	2265	CC 105	2770	CC 144	3760	CC 173	4500	CC 210	5440	CC 300	7675	CC 390	9960
CC 86	2290	CC 112	2950	CC 153	3990	CC 180	4680	CC 234	6000	CC 313	8000	CC 420	10720

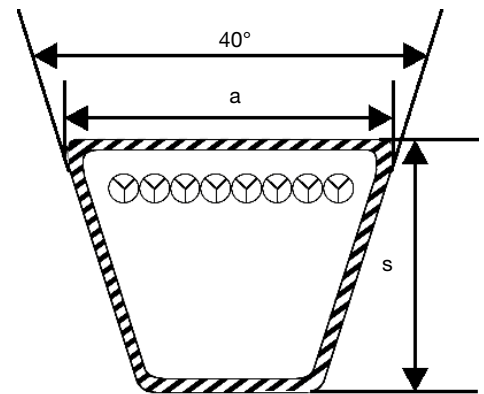


X-TRA DUTY V-BELTS



BELT CHARACTERISTICS

section	38	48	58
a (mm)	9,5	12,7	15,9
s (mm)	5,5	7,2	9
weigh (gr/m)	57	95	143
working temperature	-20°C / +80°C		
relevant antistatic standard	ISO 1813		
materials	CR blend - aramid cord - cotton/polyester fabric		



XDV2 series belts are designed for maintenance free operation in applications with exceptional hard working conditions.

BELT FEATURES

- trouble free operation on drives with small pulleys;
- smooth power transmission due to the belts capacity to absorb power shock.
- ideal for drives with power oscillations;
- thanks to the high grade of its materials the belt gives even better results when used with back side idlers;
- made with strong cotton cover for long lasting clutching transmissions;
- low tolerances reduce drive vibrations and allow its use in single or multiple drive transmissions without any restrictions;
- superior resistance to temperature, oil and weather;
- easily identified by its light grey coloured fabric;
- comes in popular sizes (3/8", 1/2", 5/8");
- meets requirements for static conductivity.

XDV2 BELT DRIVES

The XDV2 belt has been created for drives which include small pulley diameters and high temperature peaks, combined with a high grade of moisture and humidity.

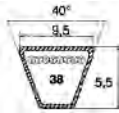
It withstands the harshest environmental requirements, such as oil and grease contaminated drives or transmissions where grits may interfere between pulleys and belt.

Thanks to its characteristics, the XDV2 perfectly matches the requirements of clutching drives as the aramid cord protect the belt against shock loads while maintaining its length constant.

XDV2 belts are used successfully in applications such as:

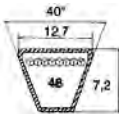
- lawn movers
- garden tillers
- snow blowers
- garden tractors

X-TRA DUTY V-BELTS XDV2



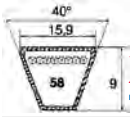
XDV2- 38 SECTION

Code	External length LE (inches)	Code	External length LE (inches)	Code	External length LE (inches)	Code	External length LE (inches)	Code	External length LE (inches)	Code	External length LE (inches)	Code	External length LE (inches)
XDV38 /150	15	XDV38 /230	23	XDV38 /310	31	XDV38 /390	39	XDV38 /470	47	XDV38 /550	55	XDV38 /630	63
XDV38 /160	16	XDV38 /240	24	XDV38 /320	32	XDV38 /400	40	XDV38 /480	48	XDV38 /560	56	XDV38 /690	69
XDV38 /170	17	XDV38 /250	25	XDV38 /330	33	XDV38 /410	41	XDV38 /490	49	XDV38 /570	57	XDV38 /710	71
XDV38 /180	18	XDV38 /260	26	XDV38 /340	34	XDV38 /420	42	XDV38 /500	50	XDV38 /580	58	XDV38 /740	74
XDV38 /190	19	XDV38 /270	27	XDV38 /350	35	XDV38 /430	43	XDV38 /510	51	XDV38 /590	59	XDV38 /750	75
XDV38 /200	20	XDV38 /280	28	XDV38 /360	36	XDV38 /440	44	XDV38 /520	52	XDV38 /600	60		
XDV38 /210	21	XDV38 /290	29	XDV38 /370	37	XDV38 /450	45	XDV38 /530	53	XDV38 /610	61		
XDV38 /220	22	XDV38 /300	30	XDV38 /380	38	XDV38 /460	46	XDV38 /540	54	XDV38 /620	62		




XDV2-48 SECTION

Code	External length LE (inches)	Code	External length LE (inches)	Code	External length LE (inches)	Code	External length LE (inches)	Code	External length LE (inches)	Code	External length LE (inches)	Code	External length LE (inches)
XDV48 /170	17	XDV48 /300	30	XDV48 /430	43	XDV48 /560	56	XDV48 /690	69	XDV48 /820	82	XDV48 /950	95
XDV48 /180	18	XDV48 /310	31	XDV48 /440	44	XDV48 /570	57	XDV48 /700	70	XDV48 /830	83	XDV48 /960	96
XDV48 /190	19	XDV48 /320	32	XDV48 /450	45	XDV48 /580	58	XDV48 /710	71	XDV48 /840	84	XDV48 /970	97
XDV48 /200	20	XDV48 /330	33	XDV48 /460	46	XDV48 /590	59	XDV48 /720	72	XDV48 /850	85	XDV48 /980	98
XDV48 /210	21	XDV48 /340	34	XDV48 /470	47	XDV48 /600	60	XDV48 /730	73	XDV48 /860	86	XDV48 /990	99
XDV48 /220	22	XDV48 /350	35	XDV48 /480	48	XDV48 /610	61	XDV48 /740	74	XDV48 /870	87	XDV48 /1000	100
XDV48 /230	23	XDV48 /360	36	XDV48 /490	49	XDV48 /620	62	XDV48 /750	75	XDV48 /880	88	XDV48 /1050	105
XDV48 /240	24	XDV48 /370	37	XDV48 /500	50	XDV48 /630	63	XDV48 /760	76	XDV48 /890	89	XDV48 /1070	107
XDV48 /250	25	XDV48 /380	38	XDV48 /510	51	XDV48 /640	64	XDV48 /770	77	XDV48 /900	90	XDV48 /1140	114
XDV48 /260	26	XDV48 /390	39	XDV48 /520	52	XDV48 /650	65	XDV48 /780	78	XDV48 /910	91	XDV48 /1170	117
XDV48 /270	27	XDV48 /400	40	XDV48 /530	53	XDV48 /660	66	XDV48 /790	79	XDV48 /920	92		
XDV48 /280	28	XDV48 /410	41	XDV48 /540	54	XDV48 /670	67	XDV48 /800	80	XDV48 /930	93		
XDV48 /290	29	XDV48 /420	42	XDV48 /550	55	XDV48 /680	68	XDV48 /810	81	XDV48 /940	94		



XDV2-58 SECTION

Code	External length LE (inches)	Code	External length LE (inches)	Code	External length LE (inches)	Code	External length LE (inches)	Code	External length LE (inches)	Code	External length LE (inches)
XDV58 /230	23	XDV58 /350	35	XDV58 /470	47	XDV58 /590	59	XDV58 /710	71	XDV58 /830	83
XDV58 /240	24	XDV58 /360	36	XDV58 /480	48	XDV58 /600	60	XDV58 /720	72	XDV58 /840	84
XDV58 /250	25	XDV58 /370	37	XDV58 /490	49	XDV58 /610	61	XDV58 /730	73	XDV58 /850	85
XDV58 /260	26	XDV58 /380	38	XDV58 /500	50	XDV58 /620	62	XDV58 /740	74	XDV58 /860	86
XDV58 /270	27	XDV58 /390	39	XDV58 /510	51	XDV58 /630	63	XDV58 /750	75	XDV58 /870	87
XDV58 /280	28	XDV58 /400	40	XDV58 /520	52	XDV58 /640	64	XDV58 /760	76	XDV58 /880	88
XDV58 /290	29	XDV58 /410	41	XDV58 /530	53	XDV58 /650	65	XDV58 /770	77	XDV58 /890	89
XDV58 /300	30	XDV58 /420	42	XDV58 /540	54	XDV58 /660	66	XDV58 /780	78	XDV58 /900	90
XDV58 /310	31	XDV58 /430	43	XDV58 /550	55	XDV58 /670	67	XDV58 /790	79	XDV58 /910	91
XDV58 /320	32	XDV58 /440	44	XDV58 /560	56	XDV58 /680	68	XDV58 /800	80	XDV58 /920	92
XDV58 /330	33	XDV58 /450	45	XDV58 /570	57	XDV58 /690	69	XDV58 /810	81	XDV58 /930	93
XDV58 /340	34	XDV58 /460	46	XDV58 /580	58	XDV58 /700	70	XDV58 /820	82	XDV58 /940	94



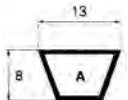
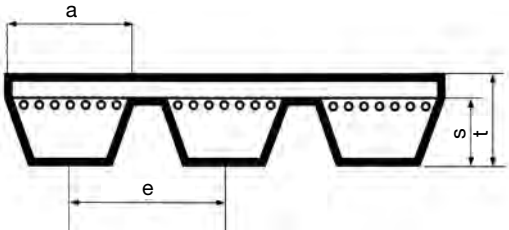
BANDED V-BELTS



BELT CHARACTERISTICS

section	RA	RB	RC	RSPZ	RSPA	RSPB	RSPC	R3V	R5V	R8V	R3VX	R5VX
a (mm)	13	17	22	9.7	12.7	16.3	22	9	15	25	9	15
s (mm)	8	11	14	8	10	13	18	8	13	23	8	13
t (mm)	10	13	16	10,5	12,5	15,5	22,5	10	15	25,5	10	15
e (mm ± 0,3)	15	19	25.5	12	15	19	25,5	10,3	17,5	28,6	10,3	17,5
pitch length - internal length = i (mm)	33	43	62	39	47	61	86	31	54	103		
working temperature	-30°C / +80°C											
relevant standards	ASAE S 211.4 - ISO 8419											
materials	CR / SBR blend - polyester cord											

Pluriband are special belts capable of transmitting very high loads. The structure is made to be equivalent in performances to a number of corresponding V-belts: a Pluriband A47-1200-5 has the same performance of 5 A47 belts working in parallel. The procedure for engineering a system using Pluriband belts is the same as described in the technical calculation chapter, using the same performance data as the corresponding V-belt profile.



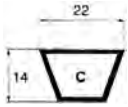
RA SECTION

Code	Internal length LI (mm)	Code	Internal length LI (mm)	Code	Internal length LI (mm)	Code	Internal length LI (mm)	Code	Internal length LI (mm)	Code	Internal length LI (mm)
RA 47	1200	RA 59	1500	RA 75	1900	RA 100	2540	RA 128	3250	RA 187	4750
RA 51	1300	RA 64	1625	RA 79	2000	RA 104	2650	RA 144	3658	RA 197	5000
RA 56	1422	RA 67	1700	RA 88	2240	RA 112	2845	RA 158	4000	RA 210	5334
RA 57	1450	RA 71	1800	RA 98	2500	RA 120	3048	RA 167	4250	RA 217	5477



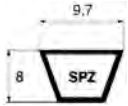
RB SECTION

Code	Internal length LI (mm)	Code	Internal length LI (mm)	Code	Internal length LI (mm)	Code	Internal length LI (mm)	Code	Internal length LI (mm)	Code	Internal length LI (mm)	Code	Internal length LI (mm)
RB 70	1778	RB 82	2083	RB 93	2362	RB 106	2692	RB 127	3226	RB 147	3734	RB 167	4242
RB 71	1803	RB 83	2108	RB 94	2388	RB 107	2718	RB 128	3251	RB 148	3759	RB 168	4267
RB 72	1829	RB 84	2134	RB 95	2413	RB 108	2743	RB 130	3302	RB 151	3835	RB 173	4394
RB 73	1854	RB 85	2159	RB 96	2438	RB 110	2794	RB 131	3327	RB 152	3861	RB 175	4445
RB 74	1880	RB 86	2184	RB 97	2464	RB 112	2845	RB 132	3353	RB 154	3912	RB 177	4496
RB 75	1905	RB 87	2210	RB 98	2489	RB 114	2896	RB 133	3378	RB 157	3988	RB 180	4572
RB 76	1930	RB 88	2235	RB 99	2515	RB 115	2921	RB 134	3404	RB 158	4013	RB 186	4724
RB 78	1981	RB 89	2261	RB 100	2540	RB 116	2946	RB 135	3429	RB 161	4089	RB 188	4775
RB 79	2007	RB 90	2286	RB 102	2591	RB 118	2997	RB 136	3454	RB 162	4115	RB 192	4877
RB 80	2032	RB 91	2311	RB 104	2642	RB 120	3048	RB 140	3556	RB 163	4140	RB 195	4953
RB 81	2057	RB 92	2337	RB 105	2667	RB 124	3150	RB 144	3658	RB 165	4191	RB 197	5004



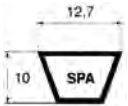
RC SECTION

Code	Internal length LI (mm)	Code	Internal length LI (mm)	Code	Internal length LI (mm)	Code	Internal length LI (mm)	Code	Internal length LI (mm)	Code	Internal length LI (mm)	Code	Internal length LI (mm)
RC 98	2489	RC 104	2642	RC 112	2845	RC 128	3251	RC 142	3607	RC 160	4064	RC 180	4572
RC 99	2515	RC 105	2667	RC 115	2921	RC 130	3302	RC 144	3658	RC 165	4191	RC 195	4953
RC 100	2540	RC 106	2692	RC 118	2997	RC 134	3404	RC 148	3759	RC 166	4216	RC 210	5334
RC 101	2565	RC 108	2743	RC 120	3048	RC 136	3454	RC 153	3886	RC 168	4267		
RC 102	2591	RC 110	2794	RC 124	3150	RC 140	3556	RC 158	4013	RC 173	4394		



RSPZ SECTION

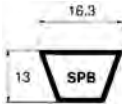
Code	Pitch length LW (mm)	Code	Pitch length LW (mm)	Code	Pitch length LW (mm)	Code	Pitch length LW (mm)	Code	Pitch length LW (mm)	Code	Pitch length LW (mm)
RSPZ 1400	1400	RSPZ 1700	1700	RSPZ 2000	2000	RSPZ 2360	2360	RSPZ 2800	2800	RSPZ 3350	3350
RSPZ 1500	1500	RSPZ 1800	1800	RSPZ 2120	2120	RSPZ 2500	2500	RSPZ 3000	3000	RSPZ 3550	3550
RSPZ 1600	1600	RSPZ 1900	1900	RSPZ 2240	2240	RSPZ 2650	2650	RSPZ 3150	3150		



RSPA SECTION

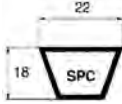
Code	Pitch length LW (mm)	Code	Pitch length LW (mm)	Code	Pitch length LW (mm)	Code	Pitch length LW (mm)	Code	Pitch length LW (mm)	Code	Pitch length LW (mm)
RSPA 1400	1400	RSPA 1700	1700	RSPA 2000	2000	RSPA 2360	2360	RSPA 2800	2800	RSPA 3350	3350
RSPA 1500	1500	RSPA 1800	1800	RSPA 2120	2120	RSPA 2500	2500	RSPA 3000	3000	RSPA 3550	3550
RSPA 1600	1600	RSPA 1900	1900	RSPA 2240	2240	RSPA 2650	2650	RSPA 3150	3150	RSPA 3750	3750
										RSPA 4000	4000
										RSPA 4250	4250
										RSPA 4500	4500

BANDED V-BELTS - Pluriband



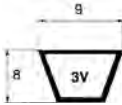
RSPB SECTION

Code	Pitch length LW (mm)	Code	Pitch length LW (mm)	Code	Pitch length LW (mm)	Code	Pitch length LW (mm)	Code	Pitch length LW (mm)	Code	Pitch length LW (mm)	Code	Pitch length LW (mm)
RSPB 2000	2000	RSPB 2500	2500	RSPB 3150	3150	RSPB 4000	4000	RSPB 5000	5000	RSPB 6300	6300	RSPB 8000	8000
RSPB 2120	2120	RSPB 2650	2650	RSPB 3350	3350	RSPB 4250	4250	RSPB 5300	5300	RSPB 6700	6700		
RSPB 2240	2240	RSPB 2800	2800	RSPB 3550	3550	RSPB 4500	4500	RSPB 5600	5600	RSPB 7100	7100		
RSPB 2360	2360	RSPB 3000	3000	RSPB 3750	3750	RSPB 4750	4750	RSPB 6000	6000	RSPB 7500	7500		



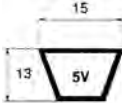
RSPC SECTION

Code	Pitch length LW (mm)	Code	Pitch length LW (mm)	Code	Pitch length LW (mm)	Code	Pitch length LW (mm)	Code	Pitch length LW (mm)	Code	Pitch length LW (mm)	Code	Pitch length LW (mm)
RSPC 3000	3000	RSPC 3750	3750	RSPC 4750	4750	RSPC 6000	6000	RSPC 7500	7500	RSPC 9500	9500	RSPC 11800	11800
RSPC 3150	3150	RSPC 4000	4000	RSPC 5000	5000	RSPC 6300	6300	RSPC 8000	8000	RSPC 10000	10000	RSPC 12500	12500
RSPC 3350	3350	RSPC 4250	4250	RSPC 5300	5300	RSPC 6700	6700	RSPC 8500	8500	RSPC 10600	10600		
RSPC 3550	3550	RSPC 4500	4500	RSPC 5600	5600	RSPC 7100	7100	RSPC 9000	9000	RSPC 11200	11200		



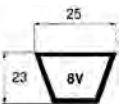
R3V SECTION

Code	Nominal external length (mm)	Code	Nominal external length (mm)	Code	Nominal external length (mm)	Code	Nominal external length (mm)	Code	Nominal external length (mm)	Code	Nominal external length (mm)	Code	Nominal external length (mm)
R3V 335	850	R3V 425	1080	R3V 530	1345	R3V 670	1700	R3V 850	2160	R3V 1060	2690	R3V 1320	3350
R3V 355	900	R3V 450	1145	R3V 560	1420	R3V 710	1800	R3V 900	2290	R3V 1120	2840	R3V 1400	3550
R3V 375	950	R3V 475	1205	R3V 600	1525	R3V 750	1900	R3V 950	2410	R3V 1180	3000		
R3V 400	1015	R3V 500	1270	R3V 630	1600	R3V 800	2030	R3V 1000	2540	R3V 1250	3180		



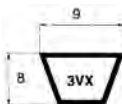
R5V SECTION

Code	Nominal external length (mm)	Code	Nominal external length (mm)	Code	Nominal external length (mm)	Code	Nominal external length (mm)	Code	Nominal external length (mm)	Code	Nominal external length (mm)	Code	Nominal external length (mm)
R5V 500	1270	R5V 670	1700	R5V 900	2290	R5V 1250	3180	R5V 1700	4320	R5V 2240	5690	R5V 3000	7620
R5V 530	1345	R5V 710	1800	R5V 950	2410	R5V 1320	3350	R5V 1800	4570	R5V 2360	6000	R5V 3150	8000
R5V 560	1420	R5V 750	1900	R5V 1000	2540	R5V 1400	3550	R5V 1900	4830	R5V 2500	6350	R5V 3350	8500
R5V 600	1525	R5V 800	2030	R5V 1120	2840	R5V 1500	3810	R5V 2000	5080	R5V 2650	6730	R5V 3550	9000
R5V 630	1600	R5V 850	2160	R5V 1180	3000	R5V 1600	4060	R5V 2120	5380	R5V 2800	7100		



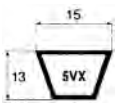
R8V SECTION

Code	Nominal external length (mm)	Code	Nominal external length (mm)	Code	Nominal external length (mm)	Code	Nominal external length (mm)	Code	Nominal external length (mm)	Code	Nominal external length (mm)	Code	Nominal external length (mm)
R8V 1000	2540	R8V 1320	3350	R8V 1800	4570	R8V 2360	6000	R8V 3150	8000	R8V 4250	10800	R8V 6000	15250
R8V 1060	2690	R8V 1400	3550	R8V 1900	4830	R8V 2500	6350	R8V 3350	8500	R8V 4500	11430		
R8V 1120	2840	R8V 1500	3810	R8V 2000	5080	R8V 2650	6730	R8V 3550	9000	R8V 4750	12060		
R8V 1180	3000	R8V 1600	4060	R8V 2120	5380	R8V 2800	7100	R8V 3750	9500	R8V 5000	12700		
R8V 1250	3180	R8V 1700	4320	R8V 2240	5690	R8V 3000	7620	R8V 4000	10160	R8V 5600	14200		



R3VX SECTION

Code	Nominal external length (mm)	Code	Nominal external length (mm)	Code	Nominal external length (mm)	Code	Nominal external length (mm)	Code	Nominal external length (mm)	Code	Nominal external length (mm)	Code	Nominal external length (mm)
R3VX 250	630	R3VX 335	850	R3VX 450	1145	R3VX 600	1525	R3VX 800	2030	R3VX 1060	2690	R3VX 1400	3550
R3VX 265	670	R3VX 355	900	R3VX 475	1205	R3VX 630	1600	R3VX 850	2160	R3VX 1120	2840		
R3VX 280	710	R3VX 375	950	R3VX 500	1270	R3VX 670	1700	R3VX 900	2290	R3VX 1180	3000		
R3VX 300	760	R3VX 400	1015	R3VX 530	1345	R3VX 710	1800	R3VX 950	2410	R3VX 1250	3180		
R3VX 315	800	R3VX 425	1080	R3VX 560	1420	R3VX 750	1900	R3VX 1000	2540	R3VX 1320	3350		



R5VX SECTION

Code	Nominal external length (mm)	Code	Nominal external length (mm)	Code	Nominal external length (mm)	Code	Nominal external length (mm)	Code	Nominal external length (mm)	Code	Nominal external length (mm)	Code	Nominal external length (mm)
R5VX 500	1270	R5VX 630	1600	R5VX 850	2160	R5VX 1060	2690	R5VX 1320	3350	R5VX 1700	4320		
R5VX 530	1345	R5VX 670	1700	R5VX 900	2290	R5VX 1120	2840	R5VX 1400	3550	R5VX 1800	4570		
R5VX 560	1420	R5VX 710	1800	R5VX 950	2410	R5VX 1180	3000	R5VX 1500	3810	R5VX 1900	4830		
R5VX 600	1525	R5VX 800	2030	R5VX 1000	2540	R5VX 1250	3180	R5VX 1600	4060	R5VX 2000	5080		

USEFUL FORMULAS AND CONVERSION TABLE

SPEED

$$v = \frac{d_1 \cdot n_1}{19100}$$

$$n_1 = \frac{v \cdot 19100}{d_1}$$

$$n_1 = \frac{v \cdot 19100}{n_1}$$

v: peripheral speed [m/s]
n1: rotation speed [RPM]
d1: pulley diameter [mm]

FORCE AND TORQUE

$$F_u = \frac{19,1 \cdot 10^6 \cdot P}{d_1 \cdot n_1}$$

$$F_u = \frac{2000 \cdot m}{d_1}$$

$$F_u = \frac{P \cdot 10^3}{d_1}$$

$$M_t = \frac{P \cdot 9550}{n_1}$$

$$M_t = \frac{F_u \cdot d_1}{2000}$$

$$M_t = \frac{P \cdot d_1}{2 \cdot v}$$

F_u: peripheral force [N]
M_t: drive torque [Nm]
P: power [kW]
n1: rotation speed [RPM]
d1: pulley diameter [mm]
v: peripheral speed [m/s]

POWER

$$P = \frac{F_u \cdot d_1 \cdot n_1}{19,1 \cdot 10^6}$$

$$P = \frac{M_t \cdot n_1}{9550}$$

$$P = \frac{F_u \cdot v}{1000}$$

P: power [kW]
F_u: peripheral force [N]
M_t: drive torque [Nm]
n1: rotation speed [RPM]
d1: pulley diameter [mm]

To convert from	to	multiply by
CV	HP	0,9863201
CV	kcal/h	63,24151
CV	W	735,4988
CV	kW	0,7354988
CV	kgf ⇔ m/s	75
CV	lbf ⇔ ft/s	542,476
HP	CV	1,01387
HP	kcal/h	641,1865
HP	W	745,6999
HP	kW	0,7456999
HP	kgf ⇔ m/s	76,04022
HP	lbf ⇔ ft/s	550
in	m	0,0254
in	cm	2,54
in	mm	25,4
in	ft	0,083
in ²	m ²	0,00064516
in ²	cm ²	6,4516
in ²	mm ²	645,16
in ²	ft ²	0,006944444
in ³	m ³	1,63871 · 10 ⁻⁵
in ³	cm ³	16,38706
in ³	mm ³	16387,06
in ³	ft ³	0,000578704

To convert from	to	multiply by
J	CV ⇔ h	3,77673 · 10 ⁻⁷
J	HP ⇔ h	3,72506 · 10 ⁻⁷
J	kWh	2,77778 · 10 ⁻⁷
kg	lb	2,204623
kgf	N	9,80665
kgf	lbf	2,204623
kgf ⇔ m/s	CV	0,01333333
kgf ⇔ m/s	W	9,80665
kgf ⇔ m/s	kW	0,00980665
kW	CV	1,359622
kW	kcal/h	859,8452
kW	W	1000
kW	kgf ⇔ m/s	101,9716
kW	lbf ⇔ ft/s	737,5621
lb	kg	0,4535924
lb	kgf	0,4535924
lb	N	4,448222
N	kgf	0,1019716
N	lbf	0,2248089
W	CV	0,001359622
W	HP	0,001341022
W	kcal/h	0,8598452
W	kW	0,001
W	kgf ⇔ m/s	0,1019716
W	lbf ⇔ ft/s	0,7375621

DATA SHEET FOR CALCULATION

CUSTOMER DATA

Date ____/____/____

Company Name _____
 Address _____ Zip Code _____
 City _____ State _____ Country _____
 Customer Name/Surname _____
 Office _____ Tel. _____ Fax _____
 e-mail _____

Application field _____

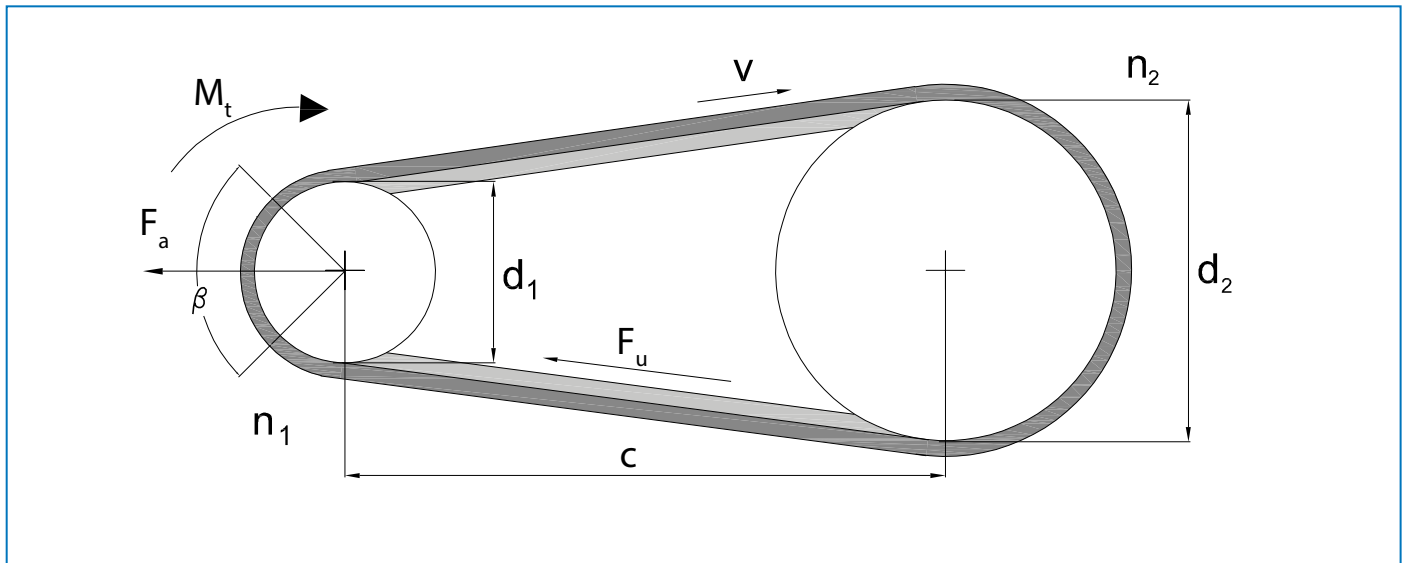
 New

 Existing*

Volume: _____

*Please enclose to this request all the details of the existing application (competitor's belt, current data, etc..)

POWER TRANSMISSION TRANSMISSION LAYOUT



If layout is different please sketch it below

DRIVE INFORMATION

MOTOR:

AC DC Soft Start Inverter
 Power: _____
 Speed: _____
 Torque: _____
 Acceleration: _____
 Working time: < 8h From 8h up to 16h >16h

APPLICATION:

Driver pulley diameter: _____
 Driven pulley diameter: _____
 Center distance: _____
 Minimum safety factor required: _____
 Are there any size limitation? Yes No
 (if yes please indicate):
 diameter (min. and/or max.): _____
 width (min. and/or max.): _____
 center distance: (min. and/or max.) _____

DATA SHEET FOR CALCULATION

CUSTOMER DATA

Date ____/____/____

Company Name _____
 Address _____ Zip Code _____
 City _____ State _____ Country _____
 Customer Name/Surname _____
 Office _____ Tel. _____ Fax _____
 e-mail _____

Application field _____

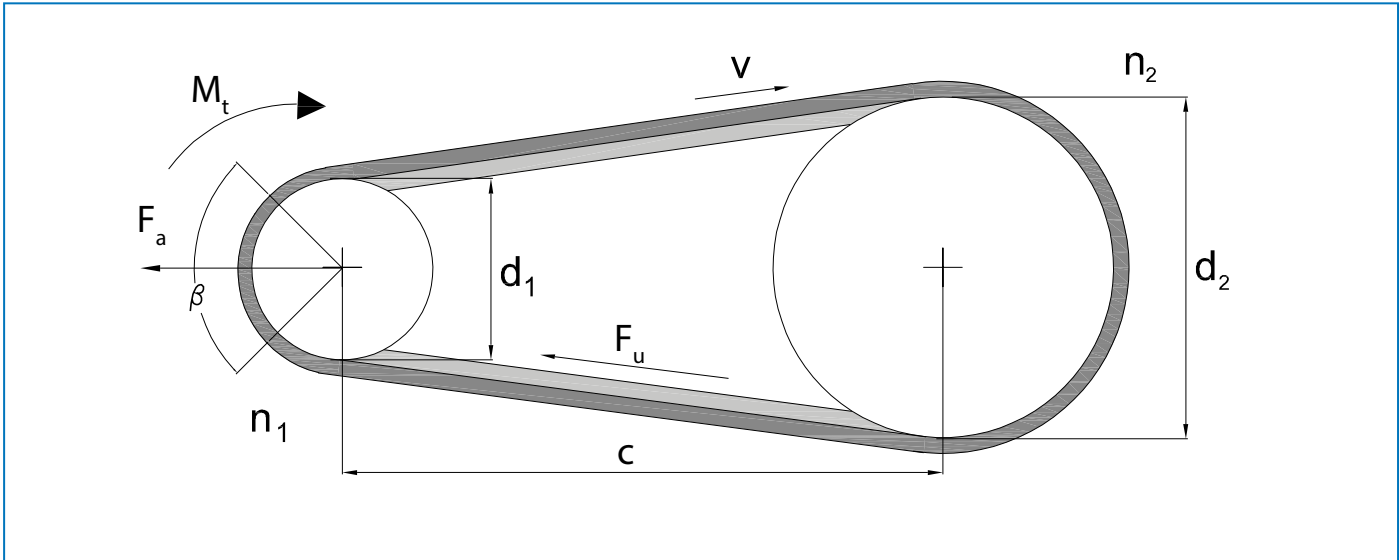
Volume: _____

New

Existing*

*Please enclose to this request all the details of the existing application (competitor's belt, current data, etc..)

POWER TRANSMISSION TRANSMISSION LAYOUT



If layout is different please sketch it below



DRIVE INFORMATION

MOTOR:

AC DC Soft Start Inverter
 Power: _____
 Speed: _____
 Torque: _____
 Acceleration: _____
 Working time: < 8h From 8h up to 16h >16h

APPLICATION:

Driver pulley diameter: _____
 Driven pulley diameter: _____
 Center distance: _____
 Minimum safety factor required: _____
 Are there any size limitation? Yes No
 (if yes please indicate):
 diameter (min. and/or max.): _____
 width (min. and/or max.): _____
 center distance: (min. and/or max.) _____

DATA SHEET FOR CALCULATION

CUSTOMER DATA

Date ____/____/____

Company Name _____
 Address _____ Zip Code _____
 City _____ State _____ Country _____
 Customer Name/Surname _____
 Office _____ Tel. _____ Fax _____
 e-mail _____

Application field _____

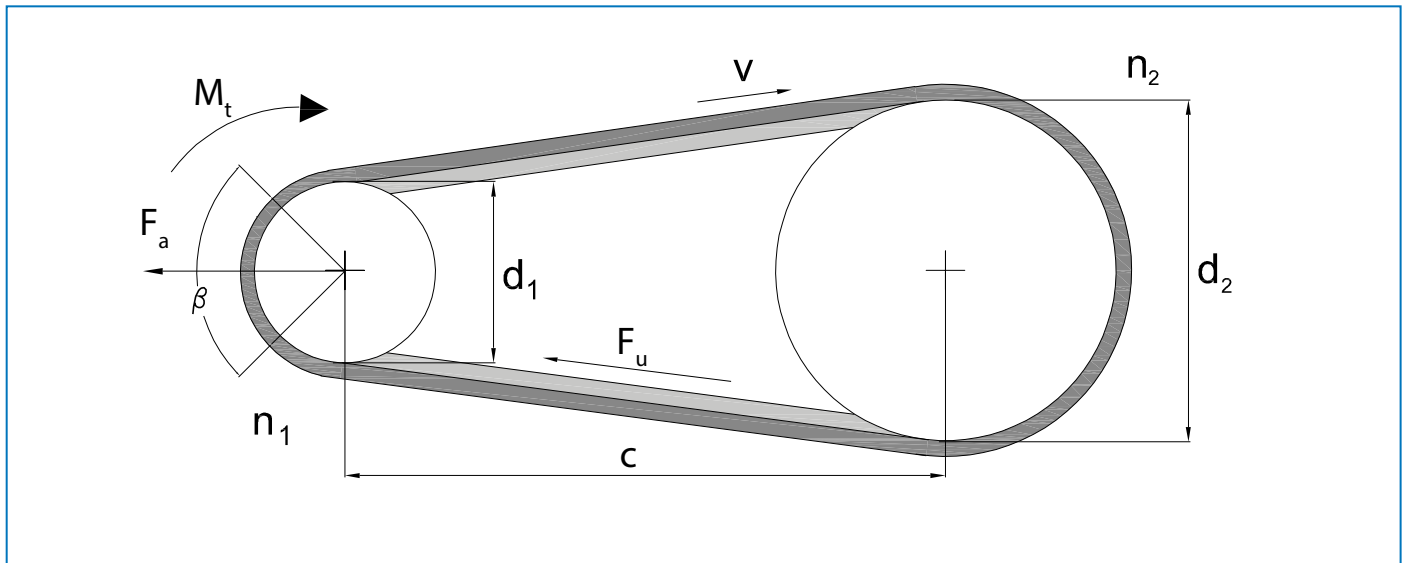
 New

 Existing*

Volume: _____

*Please enclose to this request all the details of the existing application (competitor's belt, current data, etc..)

POWER TRANSMISSION TRANSMISSION LAYOUT



If layout is different please sketch it below


DRIVE INFORMATION

MOTOR:

AC DC Soft Start Inverter
 Power: _____
 Speed: _____
 Torque: _____
 Acceleration: _____
 Working time: < 8h From 8h up to 16h >16h

APPLICATION:

Driver pulley diameter: _____
 Driven pulley diameter: _____
 Center distance: _____
 Minimum safety factor required: _____
 Are there any size limitation? Yes No
 (if yes please indicate):
 diameter (min. and/or max.): _____
 width (min. and/or max.): _____
 center distance: (min. and/or max.) _____



www.megadynegroup.com

The data and information contained in the present catalogue are up-to-dated to the date of the catalogue's printing. Megadyne Spa reserves the right to modify the specifications, performances and other information relating to the belts described in the present catalogue, at any time at its own discretion, without any prior notice. For updating refer to our web site www.megadynegroup.com.

Technical specifications, performances and other information provided in the present catalogue are indicative and do not bound Megadyne unless such specifications, performances or other information are expressly agreed in the agreement with the customer. We also recommend to read carefully the following documents in our web site www.megadynegroup.com:

- Megadyne General Conditions of Sale (comprising the warranty)
- Theoretical Belt Life

- Drive Components: Storage, Installation, Maintenance and Troubleshooting Handbook - Belts standard use condition and temperature.

Copyright Notice: Megadyne Spa copyright. All rights reserved. Megadyne is and shall remain the owner of all rights on drawings, technical specifications and any other information contained in the present catalogue or otherwise communicated by Megadyne Spa to the customer. The customer shall not disclose such information to third parties or use such information for purposes different from the definition of the order to Megadyne Spa, unless upon prior written authorization of Megadyne.



ISO9001 2008 - ISO14001 2004
MEGADYNE RUBBER S.A.

AUSTRALIA**Victoria**

Phone +61 (03) 9763 6701
 au-ptsales@ammega.com

BELARUS**Minsk**

Phone +375 17 2802486
 Info.by@megadynegroup.com

BRASIL**Sorocaba**

Phone +55 15 2101 7700
 Info.br@megadynegroup.com

CANADA**Edmonton**

Phone +1 780 461 4400
 Info.ca@megadynegroup.com

Montreal

Phone +1 514 695 1313
 Info.ca@megadynegroup.com

Toronto

Phone +1 905 602 4400
 Info.ca@megadynegroup.com

CHINA**Beijing**

Phone +86 10 8150 7478
 info.cn@megadynegroup.com

Foshan

Phone +86 757 8381 5530
 info.cn@megadynegroup.com

Ningbo*

Phone +86 574 8650 5008
 info.cn@megadynegroup.com

Phone +86 574 8833 4378
 sales@challengept.com

Qingdao*

Phone +86 532 8658 0951
 info.cn@megadynegroup.com

Shanghai

Phone +86 21 5447 1473
 info.cn@megadynegroup.com

Xi'an

Phone +86 29 86358108
 info.cn@megadynegroup.com

COLOMBIA**Bogotá**

Phone + 57 (1) 471 0503
 Phone + 57 (1) 893 9890
 Info.co@megadynegroup.com

Cartagena

Phone + 57 (5) 669 3604
 Info.co@megadynegroup.com

CZECH REPUBLIC**Prague**

Phone +420 603 461 892
 Info.cz@megadynegroup.com

FRANCE**Paris**

Phone +33 1 6079 8200
 info.fr@megadynegroup.com

GERMANY**Borchen**

Phone +49 5251 8735 0
 info.de@megadynegroup.com

HUNGARY**Budapest**

Phone +36 23 428 628
 info.hu@megadynegroup.com

INDIA**Chennai***

Phone +91 98841 81175
 info.in@megadynegroup.com

IRELAND**Dublin**

Phone +353 1 456 6311
 ireland@challengept.com

ISRAEL**Caesarea**

Phone +972 4 637 1485
 info.il@megadynegroup.com

ITALY**Turin***

Phone +39 011 926 8052
 info@megadynegroup.com

Pescara*

Phone +39 085 9700547
 info.it@megadynegroup.com

Venice

Phone +39 041 929 367
 info.it@megadynegroup.com

JAPAN**Nagoya**

Phone +81 52 433 7400
 info.jp@megadynegroup.com

MEXICO**Mexico C.P.**

Phone +52 55 5587 3680
 info.mx@megadynegroup.com

PERU**Lima**

Phone + 51 713 0069
 info.pe@megadynegroup.com

POLAND**Bielsko Biala**

Phone + 48 32 447 7179
 info.pl@megadynegroup.com

Bydgoszcz*

info.pl@megadynegroup.com

SINGAPORE**Singapore**

Phone +65 62739767
 Info.sg@megadynegroup.com

SOUTH AFRICA**Johannesburg**

Phone + 27 (0) 12 661 1652
 info.za@megadynegroup.com

Phone + 27 (0) 11 3976115
 sasales@challengept.com

Cape Town

Phone +27 (0)21 9820772
 info.za@megadynegroup.com

SOUTH KOREA**Gyeonggi-do**

Phone +82 314483613-7
 Info.kr@megadynegroup.com

SPAIN**Vilanova***

Phone +34 93 811 5450
 info.es@megadynegroup.com

SWEDEN**Kristianstad**

Phone +46 10 1309600
 info.se@megadynegroup.com

THAILAND**Bangkok**

Phone +66 2 902260413
 info.th@megadynegroup.com

TURKEY**Izmir**

Phone +90 232 877 07 00
 info.tr@megadynegroup.com

U.K.**Birmingham**

Phone +44 1384 215 021
 info.uk@megadynegroup.com

Wolverhampton

Phone +44 (0) 1902 866116
 uksales@challengept.com

U.S.A**California**

Phone +1 323 265 8061
 info.us@megadynegroup.com

Florida

Phone +1 813 241 4111
 info.us@megadynegroup.com

Georgia*

info.us@megadynegroup.com

Illinois

Phone +1 630 752 0600
 info.us@megadynegroup.com

New Jersey Americas HQ

Phone +1 973 227 4904
 info.us@megadynegroup.com

North Carolina*

info.us@megadynegroup.com

Oregon

Phone +1 503 231 7224
 info.us@megadynegroup.com

Texas

Phone +1 972 438 6992
 info.us@megadynegroup.com

*** Manufacturing locations****GENERAL CONTACT INFORMATION****MEGADYNE**

Via S. Lucia, 114
 10075 Mathi (Torino)

Phone +39 011 926 8052
 info@megadynegroup.com

ammega.com

