



# CATALOGO GENERALE GENERAL CATALOGUE

CATENE MECCANICHE - CATENE TRASPORTO  
MECHANICAL CHAINS - CONVEYOR CHAINS



To link for passion



To link for passion



*A Maria Luisa nel vivo ricordo dei tuoi cari*  
*In memory of our dearly beloved Maria Luisa*



Cav. Giuseppe Vismara (1922 - 2008)



PROFILO AZIENDALE



COMPANY PROFILE

Manifattura Catene Viganò M.C.V. SpA nasce nel 1962 dall'intuizione e dalla tenacia del suo fondatore Cav. Giuseppe Vismara. 50 anni dopo la MCV è una azienda affermata, ed è punto di riferimento a livello mondiale nel settore delle catene industriali.

La passione per il lavoro che il fondatore Cav. Vismara ha saputo trasmettere a tutti i collaboratori viene sottolineata nel motto "To Link for Passion", che MCV è orgogliosa di esibire vicino al tradizionale logo aziendale. La filosofia MCV, soddisfare le esigenze del cliente curando ogni dettaglio e proponendo soluzioni con un rapporto qualità prezzo estremamente conveniente, è stata perseguita negli anni portando MCV a raggiungere elevatissimi traguardi nella progettazione, costruzione e commercializzazione di catene industriali ed accessori. La gamma di produzione è molto vasta e comprende catene a maglie stampate, catene meccaniche per trasmissione e trasporto, catene per trazione e accessori. La produzione delle catene avviene completamente in Italia presso l'unità produttiva a Viganò, a cui si è aggiunta di recente la nuova unità produttiva di Missaglia. I processi produttivi sono certificati dal 1997 secondo la norma UNI EN ISO 9001, e particolare cura è prestata alla qualità sia del prodotto sia del servizio fornito.

*Manifattura Catene Viganò M.C.V. Spa was founded in 1962 for the intuition and the tenacy of its founder Mr. Giuseppe Vismara.*

*50 years after MCV is a well established company and a world wide point of reference in the field of industrial chains. The passion for the work that the founder Mr Giuseppe Vismara has managed to convey to all his cooperators is emphasized by the motto "To Link for Passion", which MCV is proud to present near to the traditional corporate logo.*

*MCV philosophy to meet customer requirements taking care of every detail and offering solutions at very good quality/price ratios has been pursued in years leading MCV to reach very high goals in design, construction and sale of industrial chains and accessories.*

*The range of production is very wide comprising forged steel scraper chains,mechanical chains for transmission and conveying, traction chains and accessories.*

*The chains are manufactured entirely in Italy at the production site in Viganò to which the new production unit in Missaglia has been recently added.*

*The manufacturing processes are certified since 1997 according to the Norm UNI EN ISO 9001, giving special care to product and service quality.*



**Presenza globale**

MCV è una azienda del cuore italiano ma oggi fortemente orientata all'estero. Negli ultimi anni la società si è strutturata commercialmente attraverso una rete di distributori e rivenditori che coprono a livello capillare Italia, Europa, Asia, Americhe, Australia e Africa.

**Global presence**

*MCV is an "Italian heart company " today strongly oriented towards overseas. In recent years it received a renewed commercial structure supported by a network of distributors covering widespread Italy, Europe, Asia, America and Australia.*





PROFILO AZIENDALE



COMPANY PROFILE

Sistema qualità e controllo qualità

I prodotti MCV sono conosciuti nel mondo per la elevata qualità e l'ottimo rapporto qualità/prezzo. Questi obiettivi sono stati raggiunti lavorando sulla efficienza produttiva e sul controllo qualità in tutte le fasi del processo. La certificazione UNI EN ISO 9001 attestata attualmente da TUV, da più di 10 anni supporta lo sviluppo della azienda e garantisce all'esterno la qualità del processo di progettazione e produzione.

Quality system and quality control

The MCV products are known worldwide for their top quality and their high quality/price ratio. These targets were reached working on the production efficiency and on the quality controls at all process stages. The UNI EN ISO 9001 certification at present assigned by TUV, supports has been supporting the company development in design and production quality since more than 10 years.





# Ciclo produttivo catene meccaniche

## Our production process mechanical chains

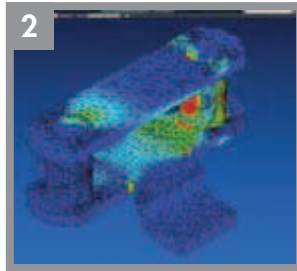


COMPANY PROFILE


TORNITURA A CONTROLLO NUMERICO  
CNC TURNING




1  
UFFICIO TECNICO  
TECHNICAL DEPARTMENT



2  
PROGETTAZIONE  
ENGINEERING



3  
MAGAZZINO  
WAREHOUSING



TAGLIO LASER/TAGLIO AD ACQUA  
LASER/WATERJET CUTTING

PIEGATURA  
BENDING

CENTRI DI LAVORO  
MACHINING CENTERS

LAVORAZIONI SPECIALI  
SPECIALITY MACHINING



10  
TRATTAMENTO TERMICO  
HEAT-TREATMENT

REPARTO TRANCIATURA  
CUTTING PRESS

CONTROLLO  
QUALITÀ  
QUALITY  
ASSURANCE

SALDATURA  
WELDING

ASSEMBLAGGIO  
ASSEMBLING

IMBALLAGGIO  
PACKAGING







PROFILO AZIENDALE

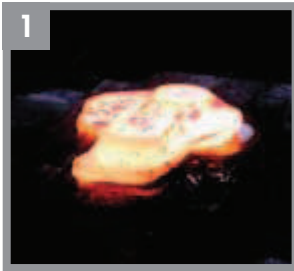


COMPANY PROFILE




# Ciclo produttivo catene a maglie stampate

## Our production process drop forged chains



1  
STAMPAGGIO A CALDO  
DROP FORGING



2  
LAVORAZIONE MECCANICA  
MACHINING



2  
LAVORAZIONE MECCANICA  
MACHINING




TRATTAMENTO TERMICO  
HEAT TREATMENT

SALDATURA ROBOTIZZATA  
ROBOT WELDING SYSTEM



MASCHERE DI SALDATURA  
WELDING PREPARATION



PROVA DI TRAZIONE  
TRACTION TEST



8  
CONTROLLO SALDATURA  
WELDING QUALITY

CONTROLLO QUALITÀ  
QUALITY TESTING

ASSEMBLAGGIO  
ASSEMBLING



10  
IMBALLAGGIO  
PACKING





## Principali aree di applicazione

### Industria del cemento e laterizi

Cemento e materiali sfusi  
 Trasporto clinker, gesso e sabbia  
 Elevatori a tazze  
 Trasportatori Apron  
 Trasportatori raschianti

### Industria dell'acciaio

Banchi di trafilatura per tubi e profilati  
 Trasporto tubi  
 Trasporto coil e nastri  
 Trasporto fogli di lamiera  
 Trasporto billette  
 Trasporto sfridi di lavorazione meccanica  
 Trasporto rottame  
 Trasporto carbone, ferro e additivi

### Industria mineraria

Grattatrici carbone, minerali a grana grossa e argilla  
 Frantoi

### Industria del legno e della carta

Trasportatori raschianti  
 Trasporto tronchi  
 Linee segatrici  
 Trasporto tavole  
 Trasporto trucioli legno  
 Industria del mobile  
 Industria dei pannelli truciolari  
 Trasporto bobine di carta

### Centrali elettriche

Trasporto carbone, biomasse, scorie e quarzo  
 Trasporto ceneri  
 Catene per trazione per movimentazione paratoie, dighe e chiuse  
 Trasportatori Apron  
 Industria dell'ambiente  
 Impianti trattamento rifiuti  
 Trasporto polveri (secco e umido)  
 Grattatrici negli impianti per biomasse  
 Trasporto sinterizzati  
 Impianti per trattamento acque e fanghi

### Industria alimentare e molitoria

Trasporto materiali sfusi  
 Imbottigliamento e lavaggio bottiglie  
 Trasporto mais e soia  
 Olio e Biodiesel  
 Carico e scarico navi  
 Industria dello zucchero

### Altre applicazioni

Industria automobilistica  
 Macchine posacatrame  
 Trasportatori per l'industria della produzione dell'asfalto  
 Scale mobili  
 Ascensori  
 Attrazioni parchi divertimento  
 Macchine scavafossi  
 Catene per macchine per il pane  
 Trasporto scatole e bottiglie

### Industria chimica e fertilizzanti

Trasporto polveri e grani per la gomma  
 Filtri di precipitazione

## Main areas of application

### Cement and Concrete Industries

Cement and Concrete Industry  
 Clinker, Gypsum, Clay Reclaimers  
 Bucket Elevators  
 Apron Conveyors  
 Scraper Reclaimers

### Steel Industry

Traction chains for Draw Benches  
 Piping conveyors  
 Strip coil conveyors  
 Steel sheet and structural steel conveyors  
 Billet conveyors  
 Steel chips for the metalworking industry  
 Scrap conveyors  
 Coal, iron ore and additive, conveyors

### Mineral Industry

Coal, coarse-grained ore, limestone, slate reclaimer  
 Stone crusher

### Wood and Paper Industry

Scraper Reclaimers  
 Log conveyors  
 Sawing lines  
 Plank transports  
 Woodchip handling  
 Furniture Industry  
 Laminated wood Industry  
 Paper Coil conveyors

### Power Stations

Coal, biomass, slag, quartz conveyors  
 Hot Bottom Ash Conveyors  
 Traction chains for Hydro Electric Power Plants  
 Apron Conveyors  
 Environmental Industry  
 Waste treatment plants  
 Powder Transport (dry and wet)  
 Reclaimer in biomass plants  
 Sinter conveyors  
 Water and sludge treatment plants

### Food Industry

Bulk material conveyors  
 Bottle transport and washing  
 Mais and Soy conveyors  
 Oil & Biofuel  
 Port and ship handling  
 Sugar industry

### Other Applications

Automotive  
 Tar-layer Machines  
 Drag conveyor chains for the Asphalt Industry  
 Escalators  
 Elevators  
 Theme Parks  
 Trench Digging Machines  
 Bakery chains  
 Box and bottle conveyors

### Chemical and Fertilizer Industry

Polymers and Granules for the rubber & dust  
 Precipitators from filter holders





## Composizione di una catena meccanica

Una catena è un organo meccanico che, nella sua forma più semplice, è caratterizzato da cinque elementi: rulli, bussole, che insieme alle piastre interne, formano la maglia interna; mentre i perni, insieme alle piastre esterne, formano la maglia esterna. L'articolazione e quindi la possibilità di ingranare su di una ruota dentata, è resa possibile dal gioco esistente tra bussola e perno, il primo dei quali presenta un diametro interno leggermente superiore rispetto al secondo.

Le principali dimensioni di una trasmissione a catena sono: il passo (P), il diametro dei rulli (Dr) o il diametro bussola (Db) e la larghezza interna (Li). Il passo è la misura che identifica la distanza nominale tra i due perni consecutivi di una catena; il diametro rullo o il diametro bussola indicano i rispettivi diametri esterni; mentre la larghezza interna è la distanza tra le due facce delle piastre interne. Una catena è una successione di maglie interne ed esterne che articolano tra di loro dando luogo ad un organo flessibile per una trasmissione di moto.

### Maglia interna

È formata da due piastre. Ciascuna piastra presenta due fori dove vengono forzate le bussole. Sulle bussole vengono montati i rulli che hanno lo scopo di ridurre l'attrito durante l'ingranamento con la ruota dentata. Nelle catene a bussole, mancano i rulli.

### Maglia esterna

È formata da due piastre. I perni, passanti all'interno dei fori delle bussole, e forzati all'interno dei fori delle piastre esterne, sono l'elemento di collegamento alle maglie interne. Possono esistere svariate tipologie di perni: non smontabili o smontabili.

### Maglia giunto

È una maglia esterna smontabile e viene utilizzata per congiungere uno o più spezzoni di catena.

### Maglia falsa

È una maglia speciale, smontabile, che permette di ottenere spezzoni di catena con passi dispari. È formata da: un rullo, una bussola, un perno e due piastre piegate. La maglia falsa funziona quindi per metà come maglia interna e per metà come maglia esterna.

## Materiali e trattamenti termici

Riportiamo di seguito alcune indicazioni sul tipo di acciaio generalmente utilizzato per le catene meccaniche.

La scelta del tipo di acciaio deve essere fatta sulla base delle condizioni di esercizio della catena o su indicazione del costruttore dell'impianto di cui la catena è parte.

### Piastre

- Acciaio al carbonio non trattato o trattato
- Acciaio legato non trattato o trattato
- Acciaio Inox

### Perni

- Acciaio al carbonio trattato
- Acciaio legato trattato
- Acciaio Inox

### Bussole

- Acciaio al carbonio trattato
- Acciaio legato trattato
- Acciaio Inox

### Rulli

- Acciaio al carbonio trattato
- Acciaio legato trattato
- Acciaio Inox

### Attacchi

- Acciaio Dolce



To link for passion

Catene Meccaniche  
CATENE TRASPORTO

### Connecting link

It is a demontable outer link and it is used to connect one or more chain lengths together.

### Off-set link

It is a special demontable link which permits to obtain chain lengths with an odd number of pitches. It is composed by: one roller, one bushing, one pin and two bent sideplates. The off-set sideplate works half as inner link and half as outer link.

### Materials and heat treatments:

We give you as follows some indications on the type of steels generally used for mechanical chains. The choice must depend on the working conditions of the chain or on the information given by the plant manufacturer of which the chain is constituent element.

### Sideplates

- Carbon steel treated or untreated
- Alloy steel treated or untreated
- Stainless steel

### Pins

- Carbon steel treated or untreated
- Alloy steel treated or untreated
- Stainless steel

### Bushings

- Carbon steel treated
- Alloy steel treated
- Stainless steel

### Rollers

- Carbon steel treated
- Alloy steel treated
- Stainless steel

### Attachments

- Mild steel

## How is a chain made up

Chains are mechanical components in their simplest conception composed by five elements: roller, bushings, assembled with inner sideplates are forming the inner link; while pins together with sideplates form the outer link. The chain articulation that is the ability to engage on a toothed wheel is made possible by the gap between the bushing and the pin, the bushing presenting a slightly bigger diameter respect to the pin.

The main dimensions of a chain transmission are: the pitch ( $P$ ), the roller diameter ( $D_r$ ) or the bush diameter ( $D_b$ ), and the inner width ( $L_i$ ). The pitch dimension is the nominal distance between two consecutive pins of the chain; the roller and the bush diameter correspond to the respective outer diameters; the inner width is the distance between the inner sides of the inner sideplates. Chains are made by sequences of inner and outer links articulating together and become a flexible part of the drive transmission.

### Inner link

It is composed by two sideplates. Each sideplate has two bores into which bushings are forced. Rollers are mounted on the bushings and reduce the friction while they engage the toothed wheel. In the chains named "bush chains" the rollers are not present.

### Outer link

It is composed by two sideplates. The pins pass through the bores of the bushings, they are forced into the outer sideplates and by that the linking element of the inner links. They can be supplied in two different types: undetachable and detachable.




Mechanical Chains  
CONVEYOR CHAINS



## Composizione di una catena / Chain composition

Mechanical Chains  
CONVEYOR CHAINS



### 1 Rulli

I rulli ruotano generalmente sulle bussole e svolgono due funzioni: ridurre il coefficiente d'attrito sui trasportatori; ridurre al minimo l'attrito sui pignoni quando la catena entra ed esce dai denti di un pignone. I rulli possono essere temprati oppure cementati.

### 2 Bussole

Le bussole costituiscono la struttura portante per la rotazione del perno nell'articolazione sopra ad un pignone. Inoltre servono come superficie portante per i rulli della catena, oppure per il contatto sui pignoni quando la catena è senza rulli. Generalmente sono cementate.

### 3 4 Piastre (interne e esterne)

Le piastre sono elementi di trazione della catena e determinano il passo della stessa. Possono essere disassate, dritte o di qualsiasi altra forma. Per una maggiore resistenza e durata, le piastre, possono essere trattate a caldo.

### 5 Perni

I perni collegano le maglie della catena. Sono fermati nelle piastre per mezzo di un accoppiamento (d'interferenza) in modo tale che la rotazione avviene tra il perno e la bussola. I perni possono essere forniti trattati a caldo e non, oppure cementati e temprati; dipende solitamente dal tipo di applicazione.

### 1 Rollers

*The rollers generally rotate in the bushing and have two functions: to reduce the coefficient of friction on conveyors; to minimize the friction on sprockets as the chain engages and disengages the teeth of the same. Rollers can be either hardened or case hardened.*

### 2 Bushing

*The bushings constitute the bearing structure in the rotation of the pin articulating over a sprocket. They serve also as a bearing surface for the rollers of the chain or, if the chain has no rollers, for the contact with the sprocket. They are generally case hardened.*

### 3 4 Plates (inner and outer)

*The plates are the traction members of the chain and determine its pitch. They can be off-set, straight or of any other shape. In order to guarantee a major resistance and longer service life, the plates can be heat treated.*

### 5 Pins

*The pins connect the chain links. They are locked in the plates by a coupling (of interference) so that the rotation takes place between the pin and the bushing. The pins can be supplied either with or without heat treatment or case hardened, usually depending on the type of application.*





To link for passion

Catene Meccaniche  
CATENE TRASPORTO

## Materiali e trattamenti termici / Materials and heat treatment



Mechanical Chains  
CONVEYOR CHAINS

L'articolazione della catena ed il continuo attrito tra il diametro esterno del perno ed il diametro interno della bussola provocano fenomeni di usura con conseguente aumento dei giochi e riduzione nella vita utile della catena stessa.

Per limitare l'usura nell'articolazione tra perno e bussola è necessario eseguire dei trattamenti termici di indurimento superficiale su queste parti, e questi trattamenti devono essere eseguiti secondo i più alti standard qualitativi.

MCV dispone di una linea di trattamento termico di ultima generazione, che consente di eseguire, controllare e certificare tutti i trattamenti termici sulle parti delle catene e degli accessori.

Nella tabella di seguito riportiamo i materiali standard impiegati ed i relativi trattamenti termici.

*The articulating of the chain with continuous friction between the pin outer diameter and the inner bush diameter, causes wearing, with consequent increase of the clearances and reduction of the running life of the chain itself.*

*To prevent this articulation wearing the most, it becomes necessary to carry out heat treatments of hardening on the surface of these parts, treatments to be performed according to the highest quality standards.*

*MCV is equipped with a heat treatment line of high technologic level, able to execute, check and certify all the heat treatments on the parts of the chains and accessories.*

*Kindly please refer to the following table with our standard materials and correspondent heat treatments.*

COMPONENTI CATENA CON MATERIALI E TRATTAMENTI TERMICI CHAIN PARTS WITH MATERIALS AND HEAT TREATMENTS			
PIASTRE / PLATES	PERNI / PINS	BUSSOLE / BUSHES	RULLI / ROLLERS
AC	AC/BON	AC/CT	AC/CT
AC/BON	AL/CT	AC/BON+TI	AC/BON
AL/BON	AL/BON+TI	AL/CT	AC/BON+TI
SS3	AC/BON+TI	AL/BON+TI	AL/CT
	SS3	SS3	AL/BON
	SS4/BON	SS4/BON	AL/BON+TI
	SS4/BON+TI		SS3
			SS4/BON
			SS4/BON+TI

### MATERIALI - MATERIALS

AC - Acciaio al carbonio - Carbon Steel

AL - Acciaio legato - Alloyed Steel

SS3 - Acciaio INOX Serie 300 - Stainless Steel Series 300

SS4 - Acciaio INOX Serie 400 - Stainless Steel Series 400

### TRATTAMENTI TERMICI - HEAT TREATMENTS

#### ACCIAIO AL CARBONIO - CARBON STEEL

Bonifica - Hardening and Tempering	(BON)
Bonifica + Tempra ad Induzione - Harden. and tempering + Induction Hardening	(BON+TI)
Cementazione + Tempra - Case Hardening	(CT)

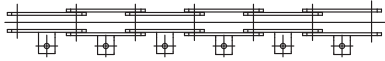
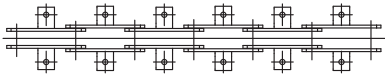
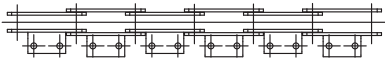
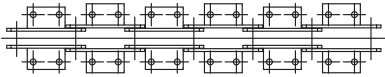
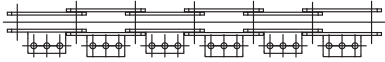
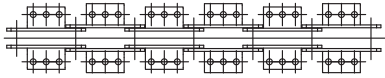
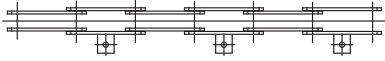
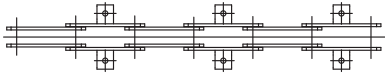
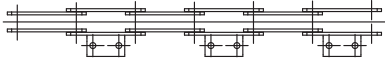
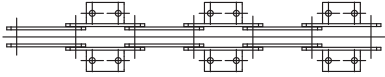
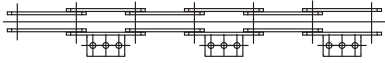
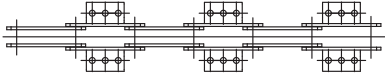
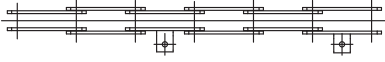
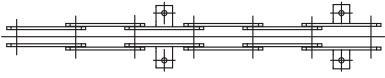
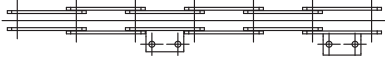
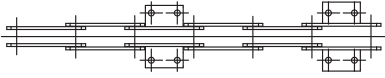
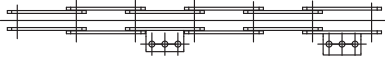
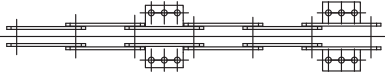

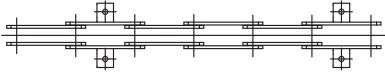



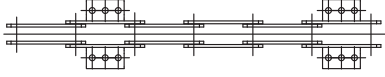
#### ACCIAIO LEGATO - ALLOYED STEEL

Bonifica - Hardening and Tempering	(BON)
Bonifica + Tempra ad Induzione - Harden. and tempering + Induction Hardening	(BON+TI)
Cementazione + Tempra - Case Hardening	(CT)




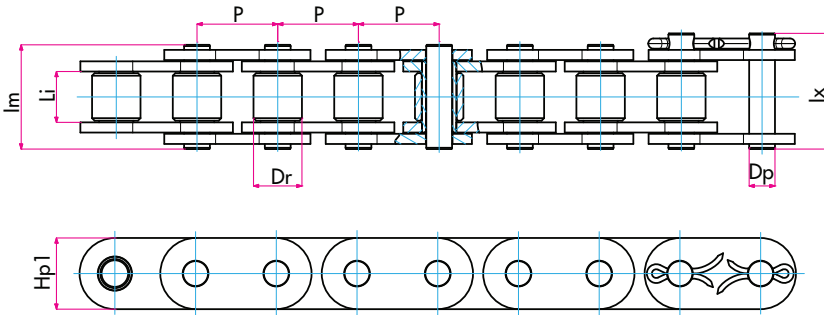
Sequenza di assemblaggio  
Assembly sequences

Mechanical Chains  
CONVEYOR CHAINS

A1-01			B1-01
A2-01			B2-01
A3-01			B3-01
A1-02			B1-02
A2-02			B2-02
A3-02			B3-02
A1-03			B1-03
A2-03			B2-03
A3-03			B3-03
A1-04			B1-04
A2-04			B2-04
A3-04			B3-04




**Catene a rulli semplici serie ISO 606 ed ANSI B29-1M**  
*Roller chains single strand ISO 606 and ANSI B29-1M series*



Mechanical Chains  
**CONVEYOR CHAINS**

► **Serie ISO 606 / ISO 606 series**

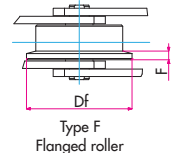
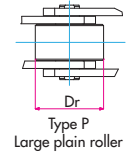
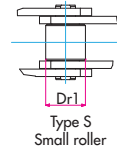
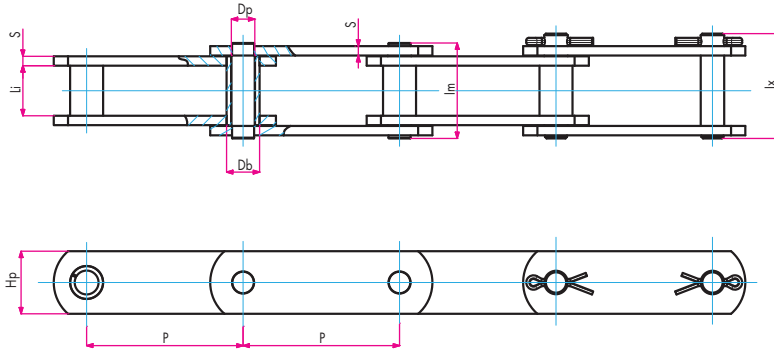
Codice/Code	Designazione ISO ISO Designation	Dimensioni / Dimensions							Superficie di lavoro Bearing area	Carico medio di rottura Average breaking load	Peso al metro Weight per meter
		P	Li	Dr	Dp	Hp1	lm	lx			
		mm	mm	mm	mm	mm	mm	mm	mm <sup>2</sup>	kN	kg/m
101C	05 B-1	8,000	3,00	5,00	2,29	7,11	7,80	14,00	11	4,4	0,16
102C	06 B-1	9,525	5,72	6,35	3,28	8,26	12,60	19,20	28	8,9	0,39
103C	08 B-1	12,700	7,75	8,51	4,44	11,81	16,50	24,30	50	17,8	0,69
104C	10 B-1	15,875	9,65	10,16	5,08	14,73	19,30	27,50	69	22,2	0,88
105C	12 B-1	19,050	11,68	12,07	5,72	16,13	22,50	31,70	89	28,9	1,21
106C	16 B-1	25,400	17,02	15,88	8,20	23,00	36,00	41,00	210	60,0	2,62
107C	20 B-1	31,750	19,56	19,05	10,15	26,00	42,00	46,00	295	90,0	3,39
108C	24 B-1	38,100	25,40	25,40	14,55	33,00	53,40	60,00	550	145,0	6,62
109C	28 B-1	44,450	30,99	27,94	15,85	40,00	65,10	72,00	740	220,0	8,40
110C	32 B-1	50,800	30,99	29,21	17,75	45,00	66,00	73,50	810	250,0	9,00
111C	40 B-1	63,500	38,10	39,37	22,89	53,00	76,00	84,00	1.290	360,0	15,15
112C	48 B-1	76,200	45,72	48,26	29,00	65,00	98,00	110,00	2.050	560,0	24,65
113C	56 B-1	88,900	53,34	53,98	34,32	80,00	114,00	125,00	2.790	850	36,00
114C	64 B-1	101,600	60,96	63,5	39,40	90,00	126,00	139,00	3.625	1.120,0	60,00
115C	72 B-1	114,300	68,58	72,39	44,50	100,00	144,00	166,00	4.620	1.400,0	80,00





Serie ISO 1977 - DIN 8167 perni pieni  
ISO 1977 - DIN 8167 series solid pins

Mechanical Chains  
CONVEYOR CHAINS



TYPE B: SENZA RULLI - WITHOUT ROLLERS

► Serie ISO 1977 - DIN 8167 / ISO 1977 - DIN 8167 series

Codice/Code	Dimensioni / Dimensions											Carico medio di rottura Average breaking load kN	Peso al metro Weight per meter kg/mt	Peso al metro Weight per meter kg/mt	Peso al metro Weight per meter kg/mt	Peso al metro Weight per meter kg/mt	
	P	Li	Dr	Db	Dp	Hp	S	Dr1	Df	F	Im						lx
	Type P	Type B	Type S	Type F	Type B	Type S	Type P	Type F									
M 40/063/P	63												Trattato Treated 70	2,24	2,57	4,47	4,7
M 40/080/P	80											1,98		2,25	3,75	3,95	
M 40/100/P	100												Non trattato Not treated 40	1,91	2,12	3,32	3,47
M 40/125/P	125	19	36	11,5	8,2	25	4	18	45	4,5	42	46		1,81	1,98	2,93	3,06
M 40/160/P	160												Non trattato Not treated 56	1,71	1,85	2,6	2,71
M 40/200/P	200													1,64	1,75	2,35	2,42
M 40/250/P	250												Trattato Treated 100	1,60	1,68	2,16	2,23
M 56/063/P	63													3,32	3,83	6,93	7,26
M 56/080/P	80												Non trattato Not treated 80	3,01	3,41	5,86	6,2
M 56/100/P	100													2,79	3,11	5,07	5,34
M 56/125/P	125	24	42	15	10	30	4	21	50	5	46	50	Trattato Treated 125	2,60	2,87	4,43	4,65
M 56/160/P	160													2,44	2,64	3,87	4,04
M 56/200/P	200												Non trattato Not treated 112	2,34	2,5	3,49	3,63
M 56/250/P	250													2,25	2,37	3,16	3,27
M 80/080/P	80												Trattato Treated 175	4,65	5,29	9,35	9,95
M 80/100/P	100													4,27	4,79	8,03	8,5
M 80/125/P	125												Non trattato Not treated 80	3,97	4,39	6,98	7,35
M 80/160/P	160	28	50	18	12	35	5	25	65	6	54	59		3,70	4,03	6,05	6,35
M 80/200/P	200												Trattato Treated 175	3,51	3,77	5,39	5,63
M 80/250/P	250													3,37	3,57	4,87	5,06
M 80/315/P	315												Non trattato Not treated 112	3,24	3,41	4,43	4,58
M 112/080/P	80													6,75	7,88	14,6	15,3
M 112/100/P	100												Trattato Treated 175	6,15	7,06	12,4	13
M 112/125/P	125													5,69	6,42	10,7	11,2
M 112/160/P	160												Non trattato Not treated 112	5,26	5,83	9,15	9,54
M 112/200/P	200	32	60	21	15	40	6	30	70	7	62	68		4,97	5,43	8,09	8,38
M 112/250/P	250												Trattato Treated 175	4,74	5,1	7,22	7,47
M 112/315/P	315													4,53	4,82	6,52	6,7
M 112/400/P	400												4,38	4,61	5,94	6,08	





To link for passion

Catene Meccaniche  
CATENE TRASPORTO

Serie ISO 1977 - DIN 8167 perni pieni  
ISO 1977 - DIN 8167 series solid pins



Mechanical Chains  
CONVEYOR CHAINS

► Serie ISO 1977 - DIN 8167 / ISO 1977 - DIN 8167 series

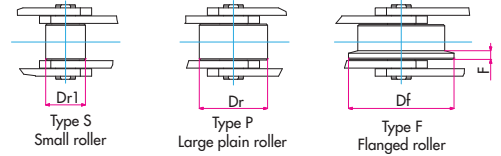
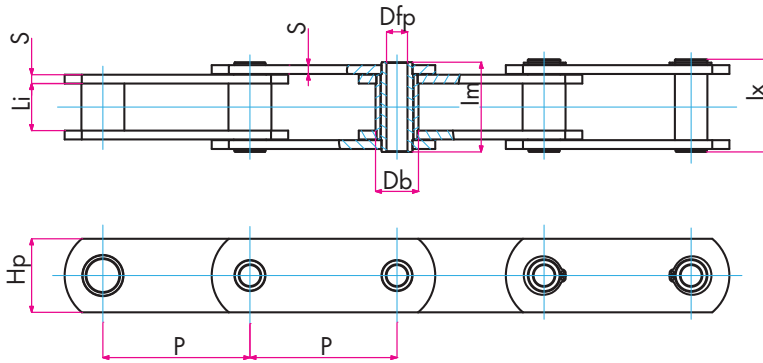
Codice/Code	Dimensioni / Dimensions												Carico medio di rottura Average breaking load	Peso al metro Weight per meter	Peso al metro Weight per meter	Peso al metro Weight per meter	Peso al metro Weight per meter		
	P	Li	Dr	Db	Dp	Hp	S	Dr1	Df	F	Im	Ix							
	mm	mm	mm	mm	mm	mm	mm	mm	mm	mm	mm	mm							
			Type P	Type B			Type S	Type F											
			mm	mm	mm	mm	mm	mm	mm	mm	mm	mm	mm	mm	mm	mm	mm	mm	mm
M 160/100/P	100													Trattato Treated 270	9,70	11,20	19,50	20,40	
M 160/125/P	125												8,85		10,10	16,70	17,50		
M 160/160/P	160												8,15		9,12	14,30	14,90		
M 160/200/P	200	36	70	25	18	50	7	36	90	8,5	72	80	Non trattato Not treated 180	7,56	8,33	12,50	13,00		
M 160/250/P	250													7,22	7,82	11,10	11,50		
M 160/315/P	315													6,88	7,38	9,95	10,30		
M 160/400/P	400												6,57	6,95	9,00	9,25			
M 224/125/P	125												Trattato Treated 375	13,10	14,90	26,60	27,80		
M 224/160/P	160													11,90	13,30	22,40	23,40		
M 224/200/P	200													11,10	12,20	19,50	20,30		
M 224/250/P	250	42	85	30	21	60	8	42	100	10	82	90	Non trattato Not treated 224	10,30	11,20	17,10	17,70		
M 224/315/P	315													9,78	10,50	15,10	15,70		
M 224/400/P	400													9,30	9,86	13,50	13,90		
M 224/500/P	500												8,97	9,40	12,30	12,60			
M 315/160/P	160												Trattato Treated 520	18,30	20,50	34,40	36,10		
M 315/200/P	200													16,70	18,60	29,60	31,00		
M 315/250/P	250	48	100	36	25	70	10	50	125	12	97	107		15,60	17,10	25,90	27,10		
M 315/315/P	315												Non trattato Not treated 315	14,60	15,80	22,90	23,70		
M 315/400/P	400													13,90	14,80	20,30	21,20		
M 315/500/P	500													13,30	14,10	18,50	19,10		
M 450/200/P	200												Trattato Treated 700	24,20	27,50	46,00	47,80		
M 450/250/P	250													22,40	25,00	39,80	41,40		
M 450/315/P	315	56	120	42	30	80	12	60	150	14	114	126		20,90	22,90	34,70	36,00		
M 450/400/P	400												Non trattato Not treated 450	19,70	21,30	30,60	31,50		
M 450/500/P	500													18,70	20,10	27,50	28,20		
M 450/630/P	630													18,00	19,00	24,90	25,50		
M 630/250/P	250												Trattato Treated 1050	34,90	39,60	62,80	65,70		
M 630/315/P	315													32,20	35,40	54,30	56,50		
M 630/400/P	400	66	140	50	36	100	15	70	170	16	136	150		30,30	32,70	47,80	49,50		
M 630/500/P	500												Non trattato Not treated 630	28,40	30,40	42,40	43,80		
M 630/630/P	630													27,10	28,70	38,30	39,30		
M 630/800/P	800													26,00	27,20	34,70	35,60		
M 900/250/P	250												Trattato Treated 1250	51,20	58,00	100,00	106,00		
M 900/315/P	315													47,00	52,30	85,70	90,20		
M 900/400/P	400	78	170	60	44	120	15	85	210	18	150	165		43,50	47,70	74,00	77,40		
M 900/500/P	500												Non trattato Not treated 900	40,80	44,20	65,30	68,10		
M 900/630/P	630													38,80	41,40	58,10	60,40		
M 900/800/P	800													36,90	39,00	52,20	51,70		



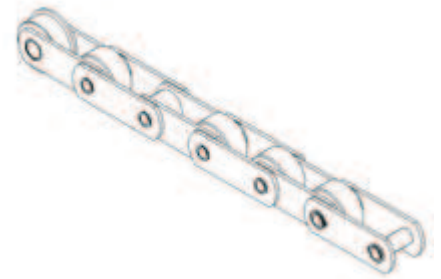


Serie ISO 1977 - DIN 8168 perni forati  
ISO 1977 - DIN 8168 series hollow pins

Mechanical Chains  
CONVEYOR CHAINS



TYPE B: SENZA RULLI - WITHOUT ROLLERS



► Serie ISO 1977 - DIN 8168 / ISO 1977 - DIN 8168 series

Codice/Code	Dimensioni / Dimensions												Carico medio di rottura Average breaking load	Peso al metro Weight per meter	Peso al metro Weight per meter	Peso al metro Weight per meter	Peso al metro Weight per meter	
	P	Li	Dr	Db	Dp	Dfp	Hp	S	Dr1	Df	F	Im						lx
	Type P	Type B	Type S	Type F	Type B	Type S	Type P	Type F										
MC 28/063/P	63													Trattato Treated 42	2,60	3,80	5,00	5,20
MC 28/080/P	80													Non trattato Not treated 28	2,40	3,30	4,30	4,40
MC 28/100/P	100	19	36	17,5	13	8,5	25	4	25	4,5	41	44			2,20	2,90	3,70	3,80
MC 28/125/P	125														2,00	2,60	3,20	3,30
MC 28/160/P	160														1,90	2,30	2,80	2,90
MC 56/080/P	80														3,50	4,90	5,70	6,00
MC 56/100/P	100														3,30	4,40	5,00	5,20
MC 56/125/P	125	23	50	21	15,1	10,2	35	5	30	5	48,5	52		Trattato Treated 88	3,10	4,00	4,50	4,60
MC 56/160/P	160													Non trattato Not treated 56	2,90	3,60	4,00	4,10
MC 56/200/P	200														2,70	3,30	3,60	3,70
MC 56/250/P	250														2,60	3,10	3,30	3,40
MC 112/100/P	100														8,50	9,90	12,90	13,50
MC 112/125/P	125														7,60	8,90	11,30	11,70
MC 112/160/P	160	32	70	29	22	14,3	50	6	42	85	7	62	65	Trattato Treated 190	6,90	8,00	9,90	10,20
MC 112/200/P	200													Non trattato Not treated 112	6,50	7,30	8,80	9,10
MC 112/250/P	250														6,10	6,80	8,00	8,20
MC 112/315/P	315														5,30	5,80	6,80	6,90
MC 224/160/P	160														13,60	16,40	27,00	28,70
MC 224/200/P	200														12,30	13,50	22,00	23,40
MC 224/250/P	250	42	100	42	30	20,3	70	8	60	120	10	90	93	Trattato Treated 350	11,90	12,50	19,40	20,50
MC 224/315/P	315													Non trattato Not treated 224	11,20	11,80	17,20	18,00
MC 224/400/P	400																	
MC 224/500/P	500																	



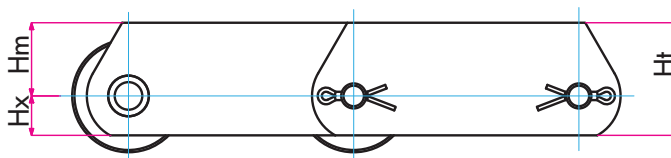
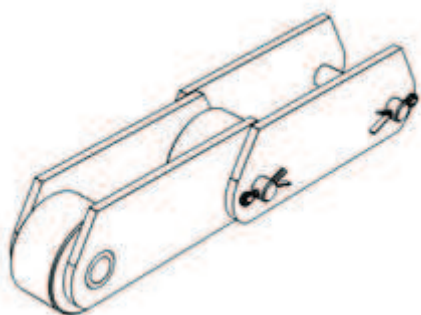
To link for passion

Catene Meccaniche  
**CATENE TRASPORTO**

**Serie ISO 1977 - DIN 8168 perni forati**  
**ISO 1977 - DIN 8168 series hollow pins**

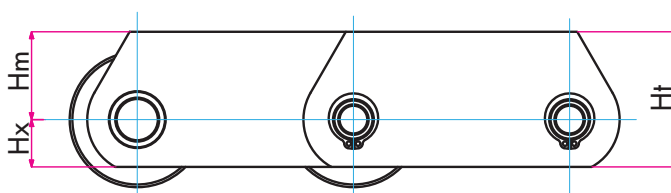
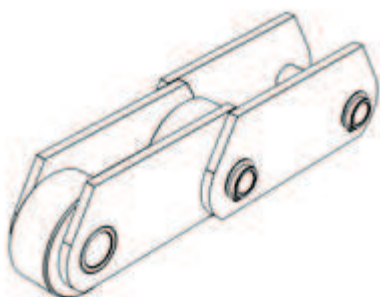


Mechanical Chains  
**CONVEYOR CHAINS**



► **Perni pieni ISO 1977 - DIN 8167/ ISO 1977 - DIN 8167 solid pins**

Codice/Code	Dimensioni / Dimensions		
	Hm	Hx	Ht
	mm	mm	mm
M 040	22,5	12,5	35
M 056	30,0	15,0	45
M 080	32,5	17,5	50
M 112	40,0	20,0	60
M 160	45,0	25,0	70
M 224	60,0	30,0	90
M 315	65,0	35,0	100
M 450	80,0	40,0	120
M 630	90,0	50,0	140
M 900	120,0	60,0	180



► **Perni forati ISO 1977 - DIN 8168 / ISO 1977 - DIN 8168 hollow pins**

Codice/Code	Dimensioni / Dimensions		
	Hm	Hx	Ht
	mm	mm	mm
MC 028	22,5	12,5	35
MC 056	32,5	17,5	50
MC 112	45,0	25,0	70
MC 224	65,0	35,0	100



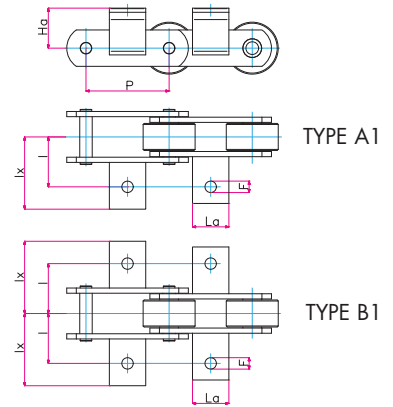


Attacchi serie ISO 1977 - DIN 8167 / ISO 1977 - DIN 8168  
Attachments ISO 1977 - DIN 8167 / ISO 1977 - IN 8168 series

Mechanical Chains  
CONVEYOR CHAINS

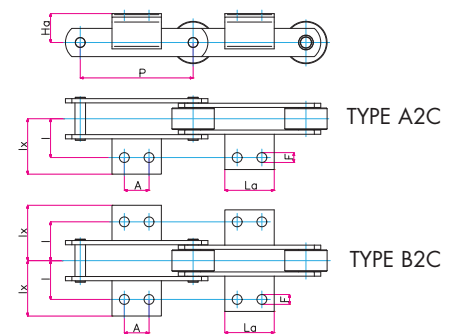
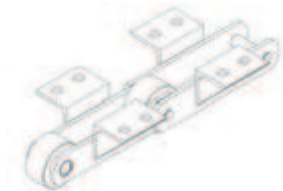
► Tipo A1-B1 / Type A1-B1

Codice/Code	Passo minimo di applicabilità Minimum applicable pitch mm	Dimensioni / Dimensions						Angolare Angle mm	Peso attacco Weight attachment kg/each
		Ha	La	F	I	Ix			
M 040	63	25	25	9	35	56	35x4	0,052	
M 056	80	30	25	11	44	63	40x4	0,060	
M 080	80	35	35	11	48	70	45x4	0,096	
M 112	100	40	40	14	55	80	50x5	0,150	
M 160	125	45	50	14	62	95	60x6	0,271	
M 224	160	55	60	18	70	110	70x7	0,443	
M 315	160	65	60	18	80	125	80x8	0,578	
M 450	200	75	60	18	90	135	80x10	0,714	
M 630	250	90	70	24	115	170	100x12	1,250	
M 900	250	110	80	30	140	200	120x12	1,730	
MC 028	80	25	25	9	35	50	30x4	0,044	
MC 056	80	35	30	11	44	65	40x4	0,072	
MC 112	100	45	35	14	55	80	50x5	0,132	
MC 224	160	65	50	18	70	110	70x8	0,418	



► Tipo A2-B2 corto / Type A2-B2 short

Codice/Code	Passo minimo di applicabilità Minimum applicable pitch mm	Dimensioni / Dimensions						Angolare Angle mm	Peso attacco Weight attachment kg/each
		Ha	La	A	F	I	Ix		
M 040	80	25	40	20	9	35	56	35x4	0,084
M 056	100	30	50	25	11	44	63	40x4	0,121
M 080	125	35	70	50	11	48	70	45x4	0,192
M 112	125	40	70	35	14	55	80	50x5	0,264
M 160	160	45	80	50	14	62	95	60x6	0,433
M 224	200	55	110	65	18	70	110	70x7	0,811
M 315	200	65	90	50	18	80	125	80x8	0,866
M 450	250	75	125	85	18	90	135	80x10	1,487
M 630	315	90	150	100	24	115	170	100x12	2,670
M 900	315	110	130	65	30	140	200	120x12	2,808
MC 028	80	25	40	20	9	35	50	30x4	0,071
MC 056	125	35	75	50	11	44	65	40x4	0,181
MC 112	160	45	80	50	14	55	80	50x5	0,301
MC 224	200	65	90	50	18	70	110	70x8	0,752



N.B.: A richiesta gli attacchi possono essere forniti in un pezzo unico piegato.  
NOTE: On request the attachments can be supplied in one single bent piece.





To link for passion

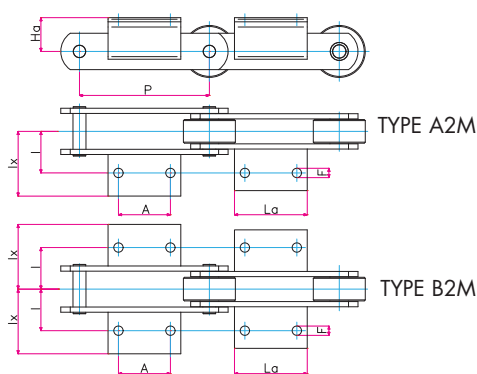
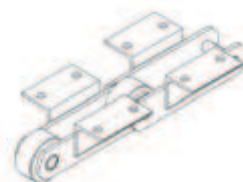
Catene Meccaniche  
**CATENE TRASPORTO**

**Attacchi serie ISO 1977 - DIN 8167 / ISO 1977 - DIN 8168**  
**Attachments ISO 1977 - DIN 8167 / ISO 1977 - IN 8168 series**



► **Tipo A2-B2 medio / Type A2-B2 medium**

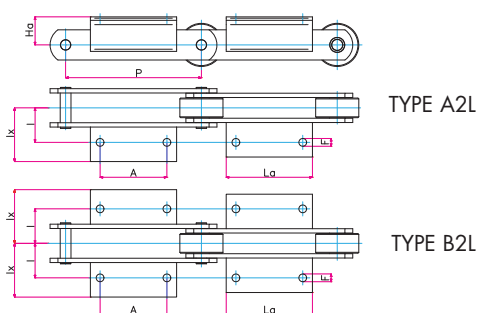
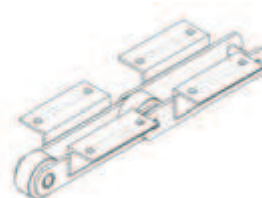
Codice/Code	Passo minimo di applicabilità Minimum applicable pitch mm	Dimensioni / Dimensions							Angolare Angle mm	Peso attacco Weight attachment kg/each
		Ha	La	A	F	I	Ix			
M 040	100	25	60	40	9	35	56	35x4	0,125	
M 056	125	30	75	50	11	44	63	40x4	0,181	
M 080	160	35	110	85	11	48	70	45x4	0,301	
M 112	160	40	100	65	14	55	80	50x5	0,377	
M 160	200	45	120	85	14	62	95	60x6	0,650	
M 224	250	55	170	125	18	70	110	70x7	1,254	
M 315	250	65	140	100	18	80	125	80x8	1,348	
M 450	315	75	200	155	18	90	135	80x10	2,380	
M 630	400	90	240	190	24	115	170	100x12	4,272	
M 900	400	110	220	155	30	140	200	120x12	4,752	
MC 028	100	25	60	40	9	35	50	30x4	0,107	
MC 056	160	35	110	85	11	44	65	40x4	0,266	
MC 112	200	45	120	85	14	55	80	50x5	0,452	
MC 224	250	65	140	100	18	70	110	70x8	1,170	



Mechanical Chains  
**CONVEYOR CHAINS**

► **Tipo A2-B2 lungo / Type A2-B2 long**

Codice/Code	Passo minimo di applicabilità Minimum applicable pitch mm	Dimensioni / Dimensions							Angolare Angle mm	Peso attacco Weight attachment kg/each
		Ha	La	A	F	I	Ix			
M 040	125	25	85	65	9	35	56	35x4	0,177	
M 056	160	30	110	85	11	44	63	40x4	0,266	
M 080	200	35	150	125	11	48	70	45x4	0,411	
M 112	200	40	140	100	14	55	80	50x5	0,528	
M 160	250	45	180	145	14	62	95	60x6	0,975	
M 224	315	55	230	190	18	70	110	70x7	1,697	
M 315	315	65	200	155	18	80	125	80x8	1,926	
M 450	400	75	280	240	18	90	135	80x10	3,332	
M 630	500	90	350	300	24	115	170	100x12	6,230	
M 900	500	110	300	240	30	140	200	120x12	6,500	
MC 028	125	25	85	65	9	35	50	30x4	0,151	
MC 056	200	35	150	125	11	44	65	40x4	0,363	
MC 112	250	45	180	145	14	55	80	50x5	0,678	
MC 224	315	65	200	155	18	70	110	70x8	1,672	



N.B.: A richiesta gli attacchi possono essere forniti in un pezzo unico piegato.  
NOTE: On request the attachments can be supplied in one single bent piece.



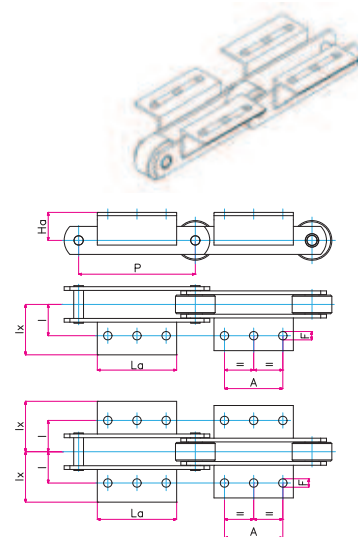


Attacchi serie ISO 1977 - DIN 8167 / ISO 1977 - DIN 8168  
Attachments ISO 1977 - DIN 8167 / ISO 1977 - IN 8168 series

Mechanical Chains  
CONVEYOR CHAINS

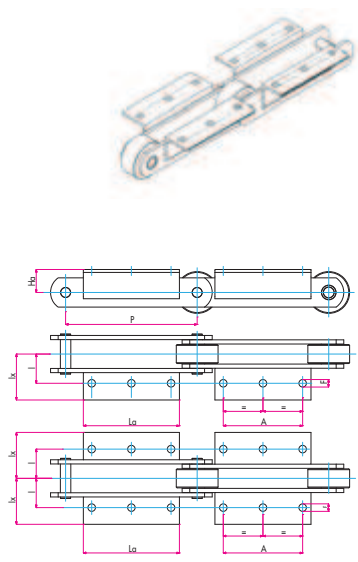
► Tipo A3-B3 medio / Type A3-B3 medium

Codice/Code	Passo minimo di applicabilità Minimum applicable pitch mm	Dimensioni / Dimensions							Angolare Angle mm	Peso attacco Weight attachment kg/each
		Ha	La	A	F	I	Ix			
M 040	100	25	60	40	9	35	56	35x4	0,125	
M 056	125	30	75	50	11	44	63	40x4	0,181	
M 080	160	35	110	85	11	48	70	45x4	0,301	
M 112	160	40	100	65	14	55	80	50x5	0,377	
M 160	200	45	120	85	14	62	95	60x6	0,650	
M 224	250	55	170	125	18	70	110	70x7	1,254	
M 315	250	65	140	100	18	80	125	80x8	1,348	
M 450	315	75	200	155	18	90	135	80x10	2,380	
M 630	400	90	240	190	24	115	170	100x12	4,272	
M 900	400	110	220	155	30	140	200	120x12	4,572	
MC 028	100	25	60	40	9	35	50	30x4	0,107	
MC 056	160	35	110	85	11	44	65	40x4	0,266	
MC 112	200	45	120	85	14	55	80	50x5	0,452	
MC 224	250	65	140	100	18	70	110	70x8	1,170	



► Tipo A3-B3 lungo / Type A3-B3 long

Codice/Code	Passo minimo di applicabilità Minimum applicable pitch mm	Dimensioni / Dimensions							Angolare Angle mm	Peso attacco Weight attachment kg/each
		Ha	La	A	F	I	Ix			
M 040	125	25	85	65	9	35	56	35x4	0,177	
M 056	160	30	110	85	11	44	63	40x4	0,266	
M 080	200	35	150	125	11	48	70	45x4	0,411	
M 112	200	40	140	100	14	55	80	50x5	0,528	
M 160	250	45	180	145	14	62	95	60x6	0,975	
M 224	315	55	230	190	18	70	110	70x7	1,697	
M 315	315	65	200	155	18	80	125	80x8	1,926	
M 450	400	75	280	240	18	90	135	80x10	3,332	
M 630	500	90	350	300	24	115	170	100x12	6,320	
M 900	500	110	300	240	30	140	200	120x12	6,500	
MC 028	125	25	85	65	9	35	50	30x4	0,151	
MC 056	200	35	150	125	11	44	65	40x4	0,636	
MC 112	250	45	180	145	14	55	80	50x5	0,678	
MC 224	315	65	200	155	18	70	110	70x8	1,672	



N.B.: A richiesta gli attacchi possono essere forniti in un pezzo unico piegato.  
NOTE: On request the attachments can be supplied in one single bent piece.



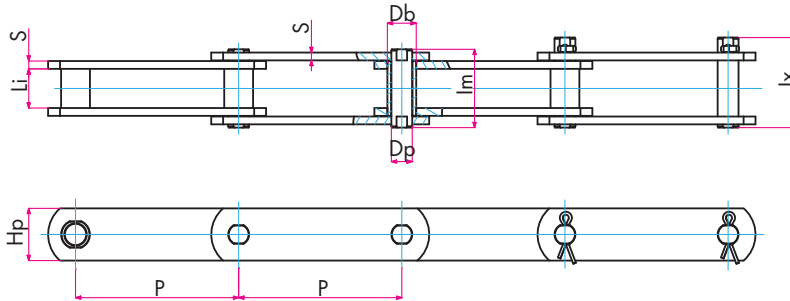
Mechanical Chains  
**CONVEYOR CHAINS**




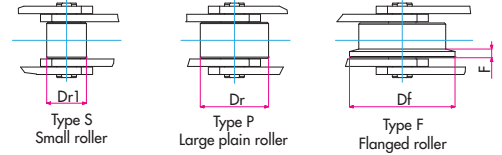


Serie DIN 8165 perni pieni  
DIN 8165 series solid pins

Mechanical Chains  
CONVEYOR CHAINS



TYPE B SENZA RULLI - WITHOUT ROLLERS



► Serie DIN 8165 / DIN 8165 series

Codice/Code	Dimensioni / Dimensions												Carico minimo di rottura Minimum breaking load kN	Peso al metro Weight per meter kg/mt	Peso al metro Weight per meter kg/mt	Peso al metro Weight per meter kg/mt	Peso al metro Weight per meter kg/mt
	P	Li	Dr	Db	Dp	Hp	S	Dr1	Df	F	Im	Ix					
	mm	mm	mm	mm	mm	mm	mm	mm	mm	mm	mm	mm					
FV 40/040/P	40													2,59	3,04	4,68	
FV 40/063/P	63	18	32	15	10	25	3	20	40/48	4,5	36	41	40	2,08	2,36	3,43	4,65
FV 40/100/P	100													1,76	1,94	2,60	3,38
FV 63/063/P	63													3,46	4,17	6,05	
FV 63/100/P	100	22	40	18	12	30	4	26	50/60	5,5	44	50	63	2,92	3,37	4,57	5,60
FV 63/125/P	125													2,67	3,03	3,79	4,82
FV 63/160/P	160													2,45	2,73	3,48	4,13
FV 90/063/P	63													5,72	6,87	10,00	
FV 90/100/P	100													4,67	5,40	7,37	9,59
FV 90/125/P	125	25	48	20	14	35	5	30	60/70	5,5	52	58	90	4,35	4,93	6,51	8,29
FV 90/160/P	160													3,87	4,32	5,56	6,95
FV 90/200/P	200													3,50	3,86	4,85	5,96
FV 90/250/P	250													3,47	3,76	4,55	5,44
FV 112/100/P	100													6,11	7,06	10,50	14,30
FV 112/125/P	125													5,85	6,61	9,39	12,40
FV 112/160/P	160	30	55	22	16	40	6	32	70/85	7	62	68	112	5,26	5,85	8,03	10,40
FV 112/200/P	200													5,00	5,47	7,30	9,13
FV 112/250/P	250													4,72	5,10	6,49	8,02
FV 140/100/P	100													7,38	8,69	13,30	
FV 140/125/P	125													6,78	7,80	11,50	15,70
FV 140/160/P	160	35	60	26	18	45	6	36	80/95	8	67	74	140	6,56	7,36	10,20	13,50
FV 140/200/P	200													5,82	6,46	8,77	11,40
FV 140/250/P	250													5,48	5,99	7,85	9,96
FV 140/315/P	315																

N.B.: Per rulli flangiati verificare applicabilità con passo minimo di ogni serie.  
NOTE: For flanged rollers please check applicability with minimum pitch of each series.





To link for passion

Catene Meccaniche  
**CATENE TRASPORTO**Serie DIN 8165 perni pieni  
*DIN 8165 series solid pins*Mechanical Chains  
**CONVEYOR CHAINS**

## ► Serie DIN 8165 / DIN 8165 series

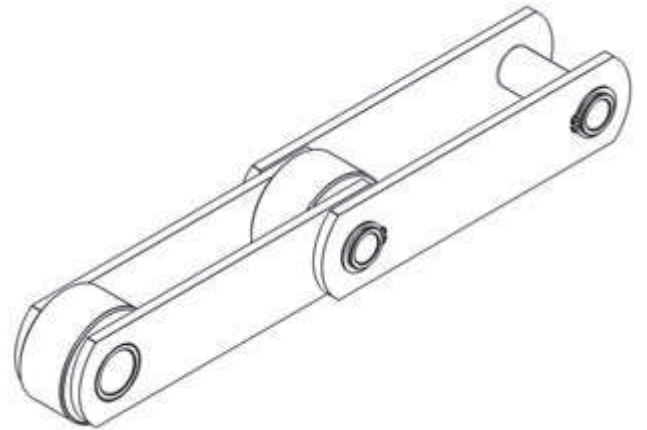
Codice/Code	Dimensioni / Dimensions												Carico minimo di rottura Minimum breaking load kN	Peso al metro Weight per meter kg/mt	Peso al metro Weight per meter kg/mt	Peso al metro Weight per meter kg/mt	Peso al metro Weight per meter kg/mt
	P	Li	Dr	Db	Dp	Hp	S	Dr1	Df	F	Im	Ix					
	Type P	Type B	Type S	Type F	Type B	Type S	Type P	Type F									
FV 180/125/P	125													10,70	12,50	19,20	
FV 180/160/P	160													9,72	11,20	16,30	22,20
FV 180/200/P	200	45	70	30	20	50	8	42	100/120	9	86	94	180	9,12	10,00	14,40	19,10
FV 180/250/P	250													8,51	9,43	12,70	16,90
FV 180/315/P	315													8,20	8,93	11,60	14,50
FV 180/400/P	400																
FV 250/125/P	125													14,30	17,50	27,50	
FV 250/160/P	160													13,00	15,50	23,40	39,90
FV 250/200/P	200	55	80	36	26	60	8	50	125/145	12	96	106	250	11,80	13,80	20,60	33,30
FV 250/250/P	250													10,80	12,40	17,40	28,00
FV 250/315/P	315													10,00	11,20	15,20	23,60
FV 250/400/P	400																
FV 315/160/P	160													20,04	24,51	35,67	
FV 315/200/P	200													18,24	21,81	30,74	43,59
FV 315/250/P	250	65	90	42	30	70	10	60	140/170	14	114	125	315	16,76	19,65	26,79	37,07
FV 315/315/P	315													15,53	17,80	23,46	31,62
FV 315/400/P	400													14,56	16,35	20,81	27,23
FV 400/160/P	160													24,16	28,52	45,58	
FV 400/200/P	200													21,91	25,40	39,05	56,11
FV 400/250/P	250	70	100	44	32	70	12	60	150/180	14	128	140	400	20,17	22,96	33,88	47,53
FV 400/315/P	315													18,73	20,95	29,61	40,44
FV 400/400/P	400													17,56	19,31	26,12	34,66
FV 500/160/P	160													30,04	37,18	58,90	
FV 500/200/P	200													27,04	32,75	50,13	
FV 500/250/P	250	80	110	50	36	80	12	70	160/190	18	138	150	500	24,65	29,22	43,12	55,48
FV 500/315/P	315													22,68	26,30	37,34	47,14
FV 500/400/P	400													21,06	23,91	32,60	40,33
FV 500/500/P	500																
FV 630/200/P	200													36,45	45,22	67,25	
FV 630/250/P	250													32,93	39,95	57,57	76,20
FV 630/315/P	315	90	120	56	42	100	12	80	170/200	22	148	162	630	30,02	35,59	49,57	64,36
FV 630/400/P	400													27,65	32,04	43,05	54,69
FV 500/500/P	500													25,88	29,39	38,20	47,52

N.B.: Per rulli flangiati verificare applicabilità con passo minimo di ogni serie.  
NOTE: For flanged rollers please check applicability with minimum pitch of each series.



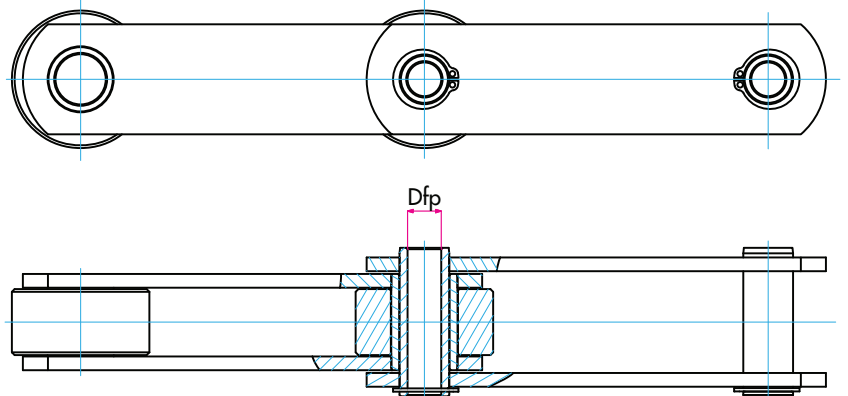
Serie DIN 8165 perni forati  
DIN 8165 series hollow pins

Mechanical Chains  
CONVEYOR CHAINS



► Perni forati / Hollow pins

Codice/Code	Dimensioni / Dimensions
	Dfp mm
FV 040	–
FV 063	8
FV 090	10
FV 112	11
FV 140	12
FV 180	14
FV 250	18
FV 315	20
FV 400	22
FV 500	26
FV 630	30





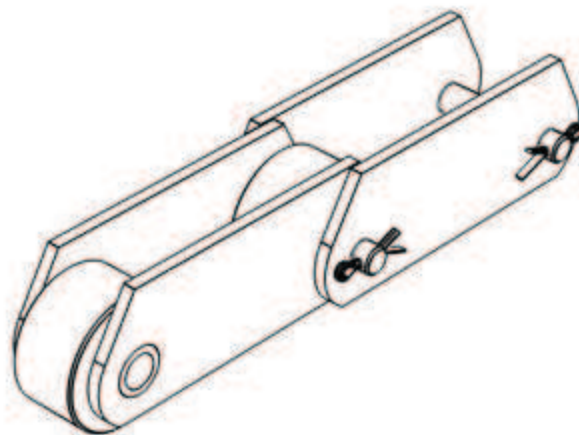
To link for passion

Catene Meccaniche  
**CATENE TRASPORTO**

**Serie DIN 8165 piastre disassate**  
*DIN 8165 series deep sideplates*

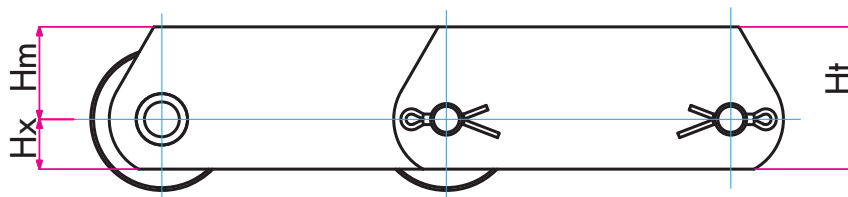


Mechanical Chains  
**CONVEYOR CHAINS**



► **Piastre disassate / Deep sideplates**

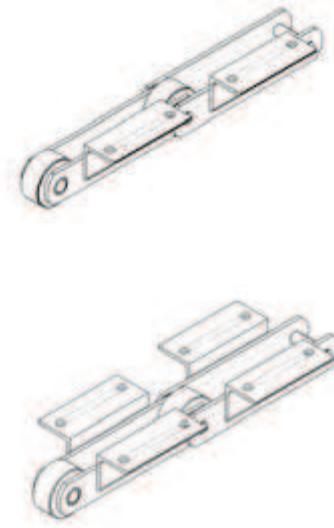
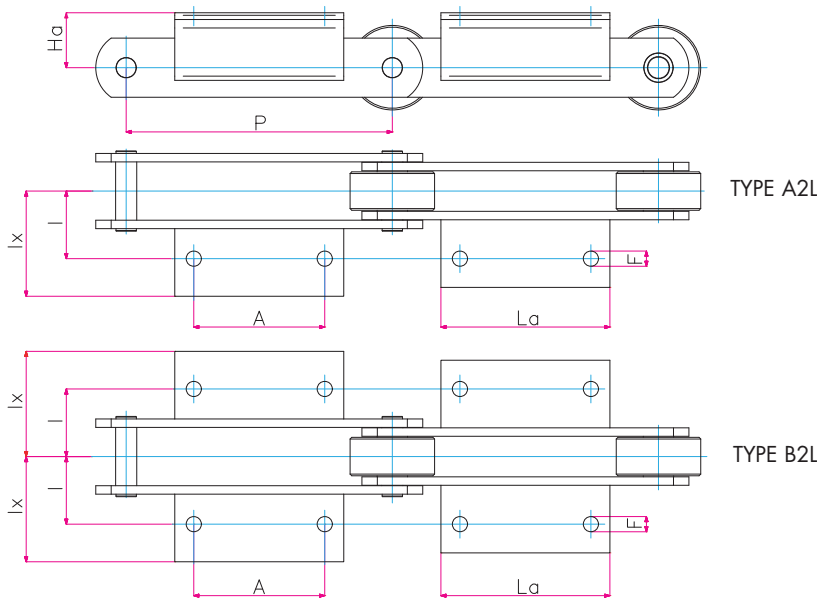
Codice/Code	Dimensioni / Dimensions		
	Hm	Hx	Ht
	mm	mm	mm
FV 040	22,5	12,5	35
FV 063	25,0	15,0	40
FV 090	27,5	17,5	45
FV 112	30,0	20,0	50
FV 140	37,5	22,5	60
FV 180	45,0	25,0	70
FV 250	50,0	30,0	80
FV 315	55,0	35,0	90
FV 400	55,0	35,0	90
FV 500	60,0	40,0	100
FV 630	70,0	50,0	120





Attacchi serie DIN 8165  
Attachments DIN 8165 series

Mechanical Chains  
CONVEYOR CHAINS



► Serie DIN 8165 / DIN 8165 series

Codice/Code	Dimensioni / Dimensions								Peso attacco Weight attachement kg/each
	P	Ha	La	A	F	I	lx	Angolare Angle	
FV 40/040/P	40	20	-	-	6,5	25	41	25x3	-
FV 40/063/P	63		-	-					-
FV 40/100/P	100		50	30					0,056
FV 63/063/P	63	30	-	-	9	34	50	30x3	-
FV 63/100/P	100		50	30					0,068
FV 63/125/P	125		60	40					0,082
FV 63/160/P	160		70	50					0,095
FV 90/063/P	60	35	-	-	9	40	65	40x4	-
FV 90/100/P	100		50	30					0,121
FV 90/125/P	125		60	40					0,145
FV 90/160/P	160		70	50					0,169
FV 90/200/P	200		80	60					0,193
FV 90/250/P	250	85	65	0,205					
FV 112/100/P	100	40	50	30	11	50	70	40x5	0,148
FV 112/125/P	125		65	40					0,193
FV 112/160/P	160		75	50					0,222
FV 112/200/P	200		90	65					0,267
FV 112/250/P	250		105	80					0,311
FV 140/100/P	100	45	55	30	11	50	82	50x5	0,207
FV 140/125/P	125		65	40					0,245
FV 140/160/P	160		75	50					0,282
FV 140/200/P	200		90	65					0,339
FV 140/250/P	250		105	80					0,395
FV 140/315/P	315	125	100	0,471					

N.B.: A richiesta gli attacchi possono essere forniti in un pezzo unico piegato.  
NOTE: On request the attachments can be supplied in one single bent piece.





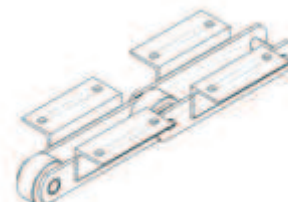
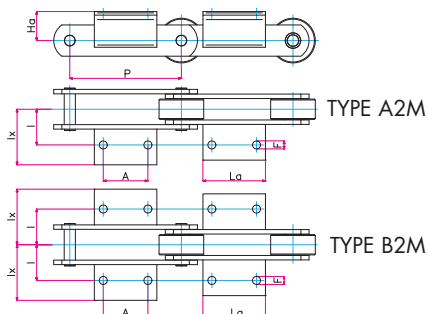
To link for passion

Catene Meccaniche  
**CATENE TRASPORTO**

**Attacchi serie DIN 8165**  
**Attachments DIN 8165 series**



Mechanical Chains  
**CONVEYOR CHAINS**



► **Serie DIN 8165 / DIN 8165 series**

Codice/Code	Dimensioni / Dimensions								Angolare Angle	Peso attacco Weight attachment
	P	Ha	La	A	F	I	lx	mm		
FV 180/125/P	125	45	65	35	13	64	92	50x6	0,290	
FV 180/160/P	160		80	50					0,357	
FV 180/200/P	200		95	65					0,424	
FV 180/250/P	250		110	80					0,491	
FV 180/315/P	315		130	100					0,581	
FV 180/400/P	400		130	100					0,581	
FV 250/125/P	125	55	—	—	13	69	110	65x7	-	
FV 250/160/P	160		80	50					0,546	
FV 250/200/P	200		95	65					0,648	
FV 250/250/P	250		110	80					0,751	
FV 250/315/P	315		130	100					0,888	
FV 250/400/P	400		130	100					0,888	
FV 315/160/P	160	60	—	—	13	85	125	70x9	-	
FV 315/200/P	200		95	65					0,887	
FV 315/250/P	250		110	80					1,027	
FV 315/315/P	315		130	100					1,214	
FV 315/400/P	400	130	100	1,214						
FV 400/160/P	160	65	—	—	18	95	142	80x10	-	
FV 400/200/P	200		100	60					1,190	
FV 400/250/P	250		120	80					1,428	
FV 400/315/P	315		140	100					1,666	
FV 400/400/P	400		140	100					1,666	
FV 500/160/P	160	70	—	—	18	100	148	80x10	-	
FV 500/200/P	200		90	50					1,071	
FV 500/250/P	250		120	80					1,428	
FV 500/315/P	315		140	100					1,666	
FV 500/400/P	400		140	100					1,666	
FV 500/500/P	500	140	100	1,666						
FV 630/200/P	200	80	—	—	18	115	172	100x10	-	
FV 630/250/P	250		110	70					1,661	
FV 630/315/P	315		140	100					2,114	
FV 630/400/P	400		140	100					2,114	
FV 630/500/P	500		140	100					2,114	

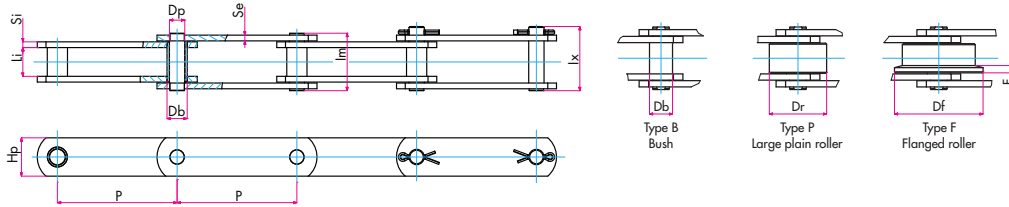
N.B.: A richiesta gli attacchi possono essere forniti in un pezzo unico piegato.  
NOTE: On request the attachments can be supplied in one single bent piece.





Serie BS 4116 perni pieni  
BS 4116 series solid pins

Mechanical Chains  
CONVEYOR CHAINS



► Serie BS 4116 perni pieni / BS 4116 series solid pins

\* Misure a richiesta. / Dimensions upon request.

Codice/Code	Dimensioni / Dimensions												Carico medio di rottura Average breaking load kN	Peso al metro Weight per meter kg/mt	Peso al metro Weight per meter kg/mt	Peso al metro Weight per meter kg/mt			
	P	Li	Dr	Db	Dp	Hp	Si	Se	Df	F	Lm	Lx							
	mm	mm	Type P mm	Type B mm	mm	mm	mm	mm	Type F mm	mm	mm	mm							
SP 43/0508/P	50,8												Trattato Treated 70	3,00	4,00	4,40			
SP 43/0635/P	63,5											2,80		3,75	3,90				
SP 43/0762/P	76,2											2,50		3,20	3,40				
SP 43/0889/P	88,9	15,2	31,75	13,6 *(17,1)	10 *(14,3)	25	4	4	40	5	37	42		Non trattato Not treated 45	2,40	3,00	3,20		
SP 43/1016/P	101,6														2,30	2,80	3,00		
SP 43/1143/P	114,3														2,10	2,60	2,90		
SP 43/1270/P	127,0														2,10	2,40	2,70		
SP 43/1524/P	152,4	1,90	2,40	2,50								Trattato Treated 125			4,90	7,70	8,20		
SP 75/0762/P	76,2														4,70	7,10	7,50		
SP 75/0889/P	88,9	19	47,5	24,1	19	40	5	4	60	6	43				50	Non trattato Not treated 88	4,60	6,50	7,00
SP 75/1016/P	101,6												4,30				5,40	6,20	
SP 75/1270/P	127,0												4,10				5,00	5,70	
SP 75/1524/P	152,4												3,90				4,80	5,20	
SP 75/1778/P	177,8	3,80	4,60	5,00									Trattato Treated 200	8,80	12,40		14,90		
SP 75/2032/P	203,2													8,00	11,10		12,80		
SP 135/1016/P	101,6	25,4	66,7	32,1	26	50	7	5	82	8	56			65	Non trattato Not treated 140		7,50	10,80	11,50
SP 135/1270/P	127,0																7,00	9,80	10,50
SP 135/1524/P	152,4											6,70					9,20	9,70	
SP 135/1778/P	177,8											6,70					9,20	9,70	
SP 135/2032/P	203,2	5,60	8,00	8,00								Trattato Treated 320		14,70		24,30	26,00		
SP 135/2540/P	254,0													13,70		22,00	23,50		
SP 200/1524/P	152,4	38	89	38	32	60	8	8	114	10	78			90		Non trattato Not treated 215	13,10	20,50	21,60
SP 200/1778/P	177,8																12,20	18,00	19,00
SP 200/2032/P	203,2												11,60				15,60	17,50	
SP 200/2540/P	254,0												10,00				14,00	6,00	
SP 200/3048/P	304,8												Trattato Treated 480	15,20	22,00		23,60		
SP 200/3556/P	355,6													13,80	19,30		20,50		
SP 300/2032/P	203,2	38	89	38	32	70	10	8	114	10	84			96	Non trattato Not treated 355		14,10	18,70	19,70
SP 300/2540/P	254,0																12,50	16,40	17,30
SP 300/3048/P	304,8											12,05					15,45	16,25	
SP 300/3556/P	355,6											12,05					15,45	16,25	
SP 300/4064/P	406,4											Trattato Treated 600		19,80		26,60	28,20		
SP 400/2032/P	203,2													18,40		23,90	25,10		
SP 400/2540/P	254,0	38	89	38	32	70	12	10	114	10	92			104		Non trattato Not treated 440	17,20	21,80	22,80
SP 400/3048/P	304,8																17,00	20,93	22,10
SP 400/3556/P	355,6												15,90				19,30	20,10	
SP 400/4064/P	406,4												15,90				19,30	20,10	



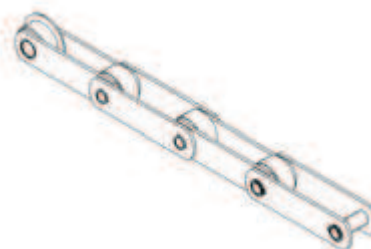
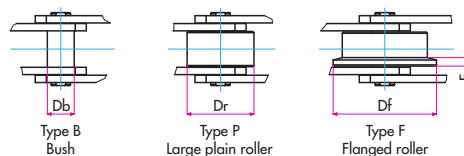
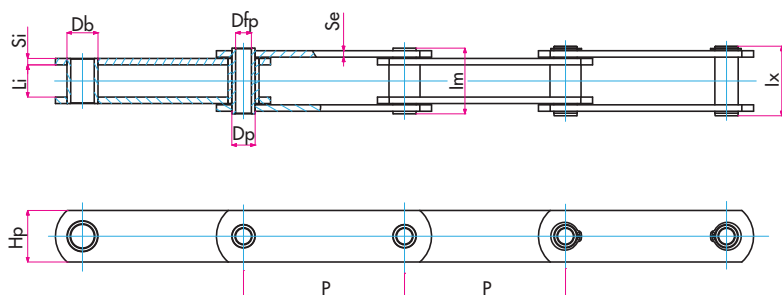
To link for passion

Catene Meccaniche  
**CATENE TRASPORTO**

**Serie BS 4116 perni forati**  
**BS 4116 series hollow pins**



Mechanical Chains  
**CONVEYOR CHAINS**



► **Serie BS 4116 perni forati / BS 4116 series hollow pins**

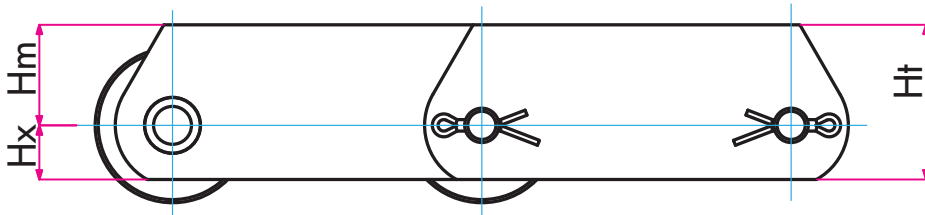
Codice/Code	Dimensioni / Dimensions													Carico medio di rottura Average breaking load kN	Peso al metro Weight per meter kg/m		
	P	Li	Dr	Db	Dp	Dfp	Hp	Si	Se	Df	F	Im	lx				
	mm	mm	Type P mm	Type B mm	mm	mm	mm	mm	mm	Type F mm	mm	mm	mm			Type P mm	
HP 27/0508/P	50,8																3,6
HP 27/0762/P	76,2																Trattato Treated 54 3,0
HP 27/0889/P	88,9																2,8
HP 27/1016/P	101,6	15,2	31,75	17,1	13,5	10,2	25	4	4	40	5	37	39				2,6
HP 27/1143/P	114,3																Non trattato Not treated 38 2,5
HP 27/1270/P	127,0																2,4
HP 27/1524/P	152,4																2,3
HP 55/0762/P	76,2																6,9
HP 55/0889/P	88,9																6,4
HP 55/1016/P	101,6																Trattato Treated 125 5,9
HP 55/1270/P	127,0	19,0	47,50	24,1	19,0	13,2	40	5	4	60	6	42	45				5,3
HP 55/1524/P	152,4																Non trattato Not treated 88 4,9
HP 55/1778/P	177,8																4,6
HP 55/2032/P	203,2																4,4
HP 110/1016/P	101,6																Trattato Treated 200 12,0
HP 110/1270/P	127,0																10,8
HP 110/1524/P	152,4	25,4	66,70	32,1	26,0	19,2	50	7	5	82	8	56	58				9,8
HP 110/1778/P	177,8																9,0
HP 110/2032/P	203,2																Non trattato Not treated 140 8,5
HP 110/2540/P	254,0																7,7
HP 160/1270/P	127,0																22,4
HP 160/1524/P	152,4																Trattato Treated 320 22,1
HP 160/1778/P	177,8																20,0
HP 160/2032/P	203,2	38,0	89,00	38,0	32,0	22,8	60	8	8	114	10	78	82				18,6
HP 160/2540/P	254,0																16,4
HP 160/3048/P	304,8																15,3
HP 160/3556/P	355,6																14,9





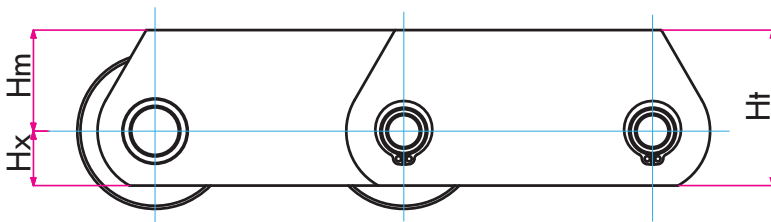
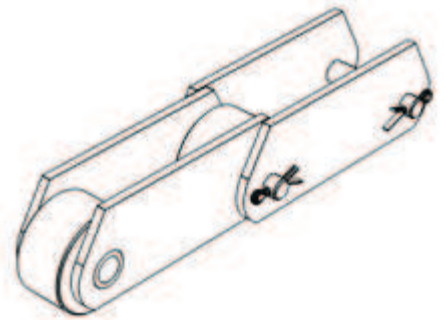
Serie BS 4116 piastre disassate  
BS 4116 series deep sideplates

Mechanical Chains  
CONVEYOR CHAINS



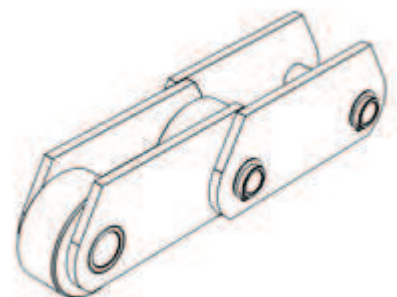
► Perni pieni / Solid pins

Codice/Code	Dimensioni / Dimensions		
	Hm	Hx	Ht
SP 043	22,5	12,5	35
SP 075	30,0	20,0	50
SP 135	45,0	25,0	70
SP 200	60,0	30,0	90
SP 300	65,0	35,0	100
SP 400	65,0	35,0	100



► Perni forati / Hollow pins

Codice/Code	Dimensioni / Dimensions		
	Hm	Hx	Ht
SP 027	22,5	12,5	35
SP 055	30,0	20,0	50
SP 110	45,0	25,0	70
SP 160	60,0	30,0	90







To link for passion

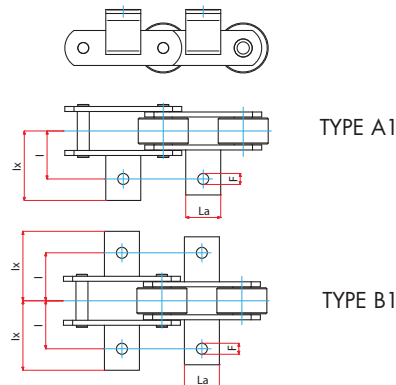
Catene Meccaniche  
**CATENE TRASPORTO**

**Attacchi serie BS 4116**  
**Attachments BS 4116 series**



► **Tipo A1-B1 / Type A1-B1**

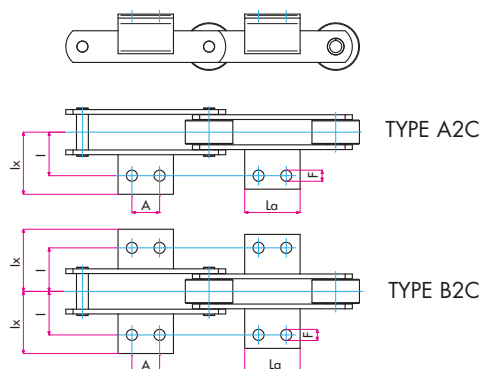
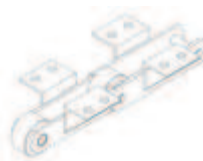
Codice/Code	Passo minimo di applicabilità Minimum applicable pitch mm	Dimensioni / Dimensions						Angolare Angle mm	Peso attacco Weight attachment kg/each
		Ha	La	F	I	Ix			
SP 043-HP 027	63,5	19	25	9	38	52	35x4	0,052	
SP 075-HP 055	88,9	32	35	11	45	65	45x4	0,096	
SP 135-HP 110	101,6	38	40	14	54	77	50x5	0,150	
SP 200-HP 160	152,4	51	50	18	67	98	60x6	0,271	
SP 300-SP 400	203,2	51	50	18	67	98	60x8	0,354	



Mechanical Chains  
**CONVEYOR CHAINS**

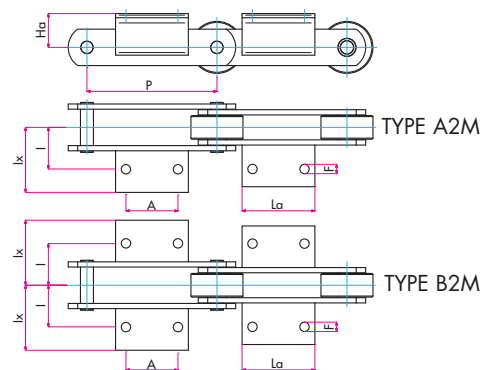
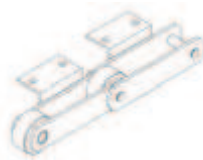
► **Tipo A2-B2 corto / Type A2-B2 short**

Codice/Code	Passo minimo di applicabilità Minimum applicable pitch mm	Dimensioni / Dimensions						Angolare Angle mm	Peso attacco Weight attachment kg/each
		Ha	La	A	F	I	Ix		
SP 043-HP 027	76,2	19	40	25	9	38	52	35x4	0,084
SP 075-HP 055	101,6	32	50	30	11	45	65	45x4	0,137
SP 135-HP 110	152,4	38	80	50	14	54	77	50x5	0,301
SP 200-HP 160	177,8	51	100	65	18	67	98	60x6	0,542
SP 300-SP 400	203,2	51	100	65	18	67	98	60x8	0,709



► **Tipo A2-B2 medio / Type A2-B2 medium**

Codice/Code	Passo minimo di applicabilità Minimum applicable pitch mm	Dimensioni / Dimensions						Angolare Angle mm	Peso attacco Weight attachment kg/each
		Ha	La	A	F	I	Ix		
SP 043-HP 027	170,0	19	80	50	9	38	52	35x4	0,167
SP 075-HP 055	152,4	32	90	65	11	45	65	45x4	0,246
SP 135-HP 110	203,2	38	120	85	14	54	77	50x5	0,452
SP 200-HP 160	254,0	51	140	100	18	67	98	60x6	0,768
SP 300-SP 400	254,0	51	140	100	18	67	98	60x8	0,992

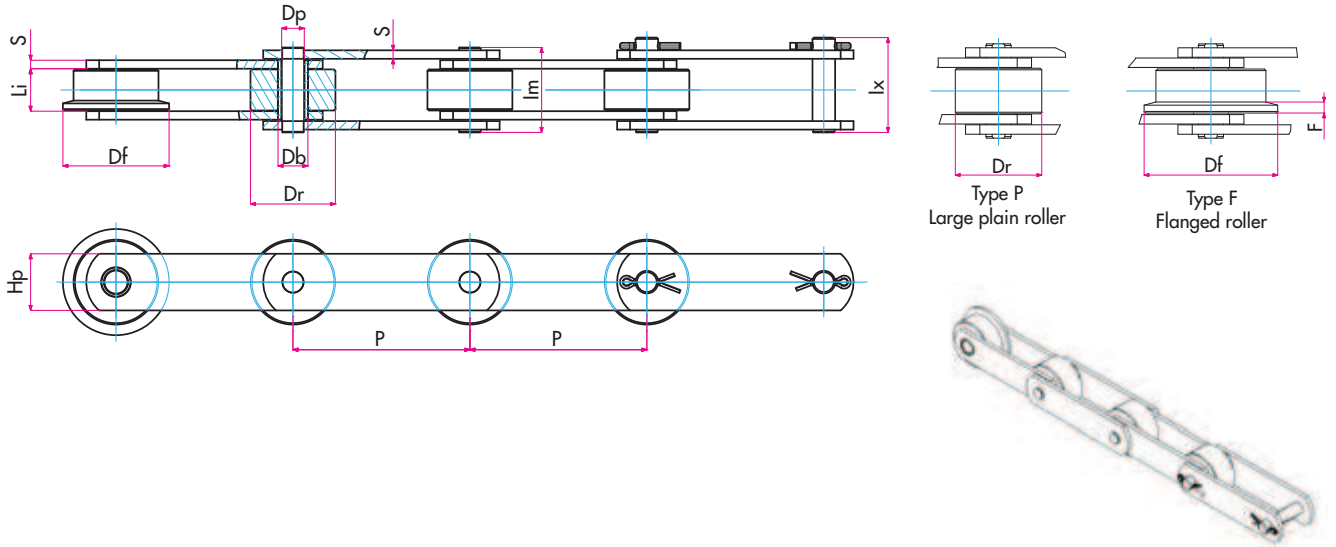


N.B.: A richiesta gli attacchi possono essere forniti in un pezzo unico piegato.  
NOTE: On request the attachments can be supplied in one single bent piece.



Standard d'officina perni pieni  
Workshop standard solid pins

Mechanical Chains  
CONVEYOR CHAINS



Codice/Code	Dimensioni / Dimensions											Carico minimo di rottura Minimum breaking load kN	Peso al metro Weight per meter kg/m	
	P	Li	Dr	Db	Dp	Hp	S	Df	F	Im	lx			
	mm	mm	mm	mm	mm	mm	mm	mm	mm	mm	mm			
SP 32/050/P*	50													2,70
SP 32/075/P	75													2,10
SP 32/100/P	100	15	31	13,5	10	25	3	40	4	33	38	32		1,80
SP 32/125/P	125													1,50
SP 32/150/P	150													1,20
SP 45/050/P	50													3,40
SP 45/075/P	75													3,00
SP 45/100/P	100	15	31	13,5	10	25	4	40	4	37	43	45		2,70
SP 45/125/P	125													2,60
SP 45/150/P	150													2,40
SP 45/200/P	200													2,20
SP 50/075/P	75													3,40
SP 50/100/P	100													3,00
SP 50/125/P	125	18	38	13,5	10	30	4	45	4,5	40	44	50		2,60
SP 50/150/P	150													2,40
SP 50/200/P	200													2,10
SP 78/075/P	75													5,80
SP 78/100/P	100													4,85
SP 78/125/P	125	22	40	16	12	35	4	48	5	44	49	78		4,30
SP 78/150/P	150													4,00
SP 78/200/P	200													3,50

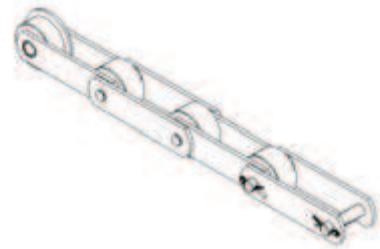
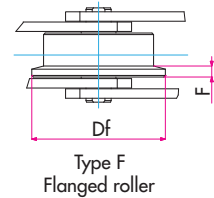
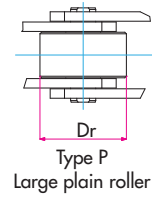
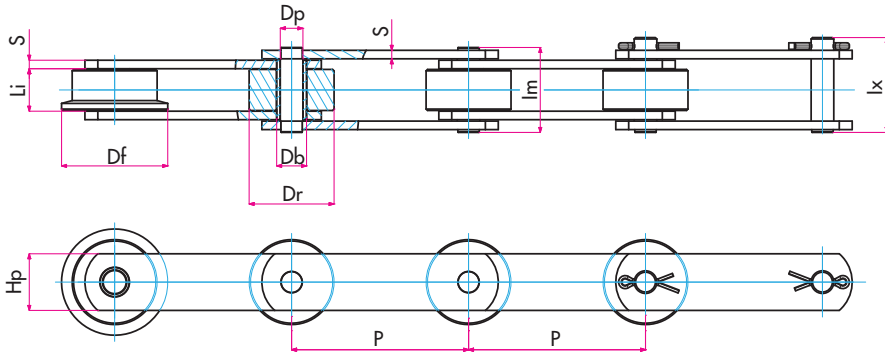
\* Fornita con piastre sagomate da mm 23 x 3.  
Supplied with shaped sideplates of mm 23 x 3.



To link for passion

Catene Meccaniche  
**CATENE TRASPORTO**

**Standard d'officina perni pieni**  
**Workshop standard solid pins**



Mechanical Chains  
**CONVEYOR CHAINS**

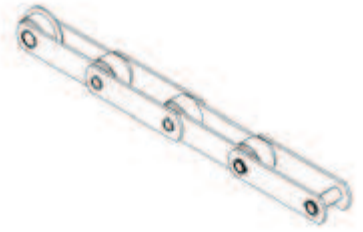
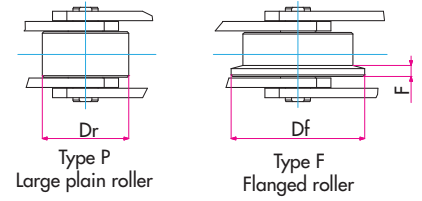
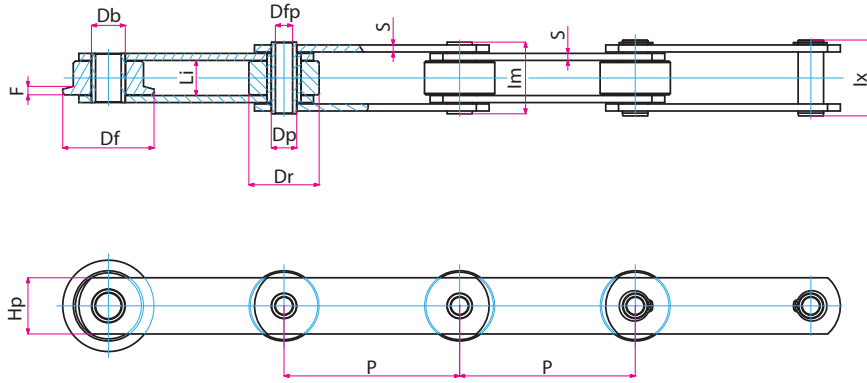
Codice/Code	Dimensioni / Dimensions											Carico minimo di rottura Minimum breaking load kN	Peso al metro Weight per meter kg/m	
	P	Li	Dr	Db	Dp	Hp	S	Df	F	Im	lx			
	Type P					Type F								Type P
mm	mm	mm	mm	mm	mm	mm	mm	mm	mm	mm	mm	mm	mm	
SP 084/100/P	100													5,00
SP 084/125/P	125	25	45	20	14	35	5	55	5,0	51	57	84	3,80	
SP 084/150/P	150												3,80	
SP 084/200/P	200												3,30	
SP 100/100/P	100												6,30	
SP 100/125/P	125	25	50	20	14	40	5	65	6,0	51	57	100	5,60	
SP 100/150/P	150												5,10	
SP 100/200/P	200												4,30	
SP 137/100/P	100												9,40	
SP 137/125/P	125	30	60	21	16	40	6	75	7,0	61	69	137	8,15	
SP 137/150/P	150												7,10	
SP 137/200/P	200												6,30	
SP 175/125/P	125												11,00	
SP 175/150/P	150	35	65	24	18	50	6	80	8,0	66	75	175	10,00	
SP 175/200/P	200												8,60	
SP 175/250/P	250												7,30	
SP 190/150/P	150												14,00	
SP 190/200/P	200	40	70	30	20	50	8	90	8,5	80	88	190	12,30	
SP 190/250/P	250												11,20	
SP 190/300/P	300												10,00	
SP 270/150/P	150												23,00	
SP 270/200/P	200												21,00	
SP 270/250/P	250	45	80	32	22	60	10	100	10,0	92	104	270	17,00	
SP 270/300/P	300												15,10	
SP 270/350/P	350												14,00	





Standard d'officina perni forati  
Workshop standard hollow pins

Mechanical Chains  
CONVEYOR CHAINS



Codice/Code	Dimensioni / Dimensions												Carico minimo di rottura Minimum breaking load kN	Peso al metro Weight per meter kg/m
	P	Li	Dr	Db	Dp	Dfp	Hp	S	Df	F	lm	lx		
	Type P						Type F							
HP 24/050/P	50													2,60
HP 24/075/P	75												2,00	
HP 24/100/P	100	15	31	17	13,5	10,2	25	3	40	4,0	33	35	24	1,70
HP 24/125/P	125													1,35
HP 24/150/P	150													1,15
HP 40/050/P	50													3,00
HP 40/075/P	75													2,80
HP 40/100/P	100	15	31	17	13,5	10,2	25	4	40	4,0	37	40	40	2,40
HP 40/125/P	125													2,20
HP 40/150/P	150													2,10
HP 40/200/P	200													2,00
HP 42/075/P	75													3,30
HP 42/100/P	100													2,80
HP 42/125/P	125	18	38	17	13,5	10,2	30	4	45	4,5	40	43	42	2,50
HP 42/150/P	150													2,30
HP 42/200/P	200													2,00
HP 50/075/P	75													5,60
HP 50/100/P	100													4,60
HP 50/125/P	125	22	40	21	16	12,2	35	4	48	5,0	44	47	50	4,20
HP 50/150/P	150													3,80
HP 50/200/P	200													3,30





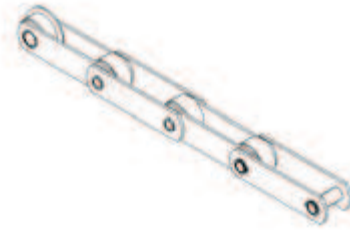
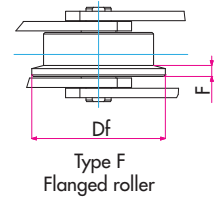
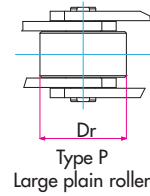
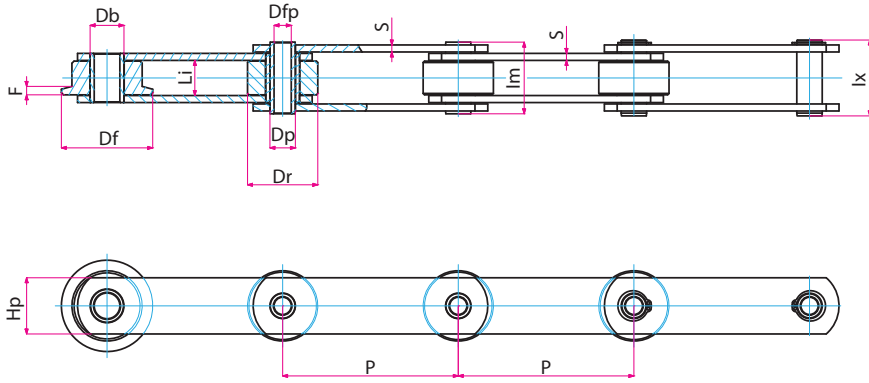
To link for passion

Catene Meccaniche  
**CATENE TRASPORTO**

**Standard d'officina perni forati**  
**Workshop standard hollow pins**



Mechanical Chains  
**CONVEYOR CHAINS**



Codice/Code	Dimensioni / Dimensions												Carico minimo di rottura Minimum breaking load kN	Peso al metro Weight per meter kg/m	
	P	Li	Dr	Db	Dp	Dfp	Hp	S	Df	F	lm	lx			
	mm	mm	mm	mm	mm	mm	mm	mm	mm	mm	mm	mm			
HP 54/100/P	100														4,70
HP 54/125/P	125														4,00
HP 54/150/P	150	25	45	21,0	16	11,2	35	5	55	5,0	51	54	54	3,50	
HP 54/200/P	200													3,00	
HP 57/100/P	100													5,90	
HP 57/125/P	125													5,20	
HP 57/150/P	150	25	50	24,0	18	12,2	40	5	65	6,0	51	54	57	4,70	
HP 57/200/P	200													3,90	
HP 60/100/P	100													9,00	
HP 60/125/P	125													7,80	
HP 60/150/P	150	30	60	29,0	22	16,2	40	6	75	7,0	60	63	60	6,60	
HP 60/200/P	200													5,85	
HP 98/125/P	125													10,00	
HP 98/150/P	150													9,00	
HP 98/200/P	200	35	65	32,0	24	18,2	50	6	80	8,0	65	68	98	7,50	
HP 98/250/P	250													6,20	
HP 113/150/P	150													12,20	
HP 113/200/P	200													11,00	
HP 113/250/P	250	40	70	34,5	26	20,2	50	8	90	8,5	80	84	113	9,80	
HP 113/300/P	300													8,30	
HP 161/150/P	150													21,00	
HP 161/200/P	200													19,00	
HP 161/250/P	250	45	80	38,0	30	22,2	60	10	100	10	88	92	161	17,00	
HP 161/300/P	300							* (8)						13,00	
HP 161/350/P	350													11,80	

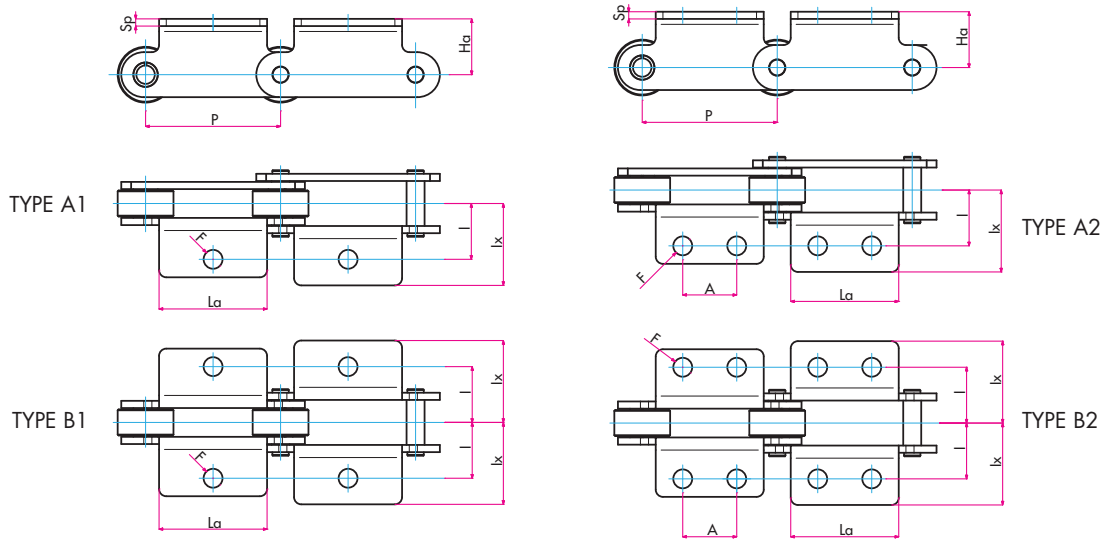
\* Catena fornita con piastre interne da 10 mm ed esterne da 8 mm.  
Chain supplied with inner plates of 10 mm and outer plates of 8 mm.





Attacchi piegati standard d'officina  
Bent attachments workshop standard

Mechanical Chains  
CONVEYOR CHAINS



Codice/Code	Dimensioni / Dimensions							
	Passo Pitch	Ha	La	A	F	Sp	I	lx
	mm	mm	mm	mm	mm	mm	mm	mm
SP 32/050/P - HP 24/050/P	50	16/30/35	45 (60)	25	10,5	3	31	50
SP 32/075/P - HP 24/075/P	75	31	60	30	10,5	3	31	50
SP 32/100/P - HP 24/100/P	100	31	70	35	10,5	3	31	50
SP 32/125/P - HP 24/125/P	125	31	80	40	10,5	3	31	50
SP 32/150/P - HP 24/150/P	150	31	115	50	10,5	3	31	50
SP 45/050/P - HP 40/050/P	50	16/30/35	45 (60)	25	10,5	4	31	50
SP 45/075/P - HP 40/075/P	75	31	60	30	10,5	4	31	50
SP 45/100/P - HP 40/100/P	100	31/35	70	35	10,5	4	31	50
SP 45/125/P - HP 40/125/P	125	31	80	40	10,5	4	31	50
SP 45/150/P - HP 40/150/P	150	31	115	50	10,5	4	31	50
SP 45/200/P - HP 40/200/P	200	31	120	60	10,5	4	31	50
SP 50/075/P - HP 42/075/P	75	31	60	30	10,5	4	31	55
SP 50/100/P - HP 42/100/P	100	31	65	35	10,5	4	31	55
SP 50/125/P - HP 42/125/P	125	31	70	40	10,5	4	31	55
SP 50/150/P - HP 42/150/P	150	31	75	50	10,5	4	31	55
SP 50/200/P - HP 42/200/P	200	31	80	60	10,5	4	31	55
SP 78/075/P - HP 50/075/P	75	26	50	30	10,5	4	38	55
SP 78/100/P - HP 50/100/P	100	26	70	35	10,5	4	38	55
SP 78/125/P - HP 50/125/P	125	26	80	40	10,5	4	38	55
SP 78/150/P - HP 50/150/P	150	26	90	50	10,5	4	38	55
SP 78/200/P - HP 50/200/P	200	26	90	50	10,5	4	38	55

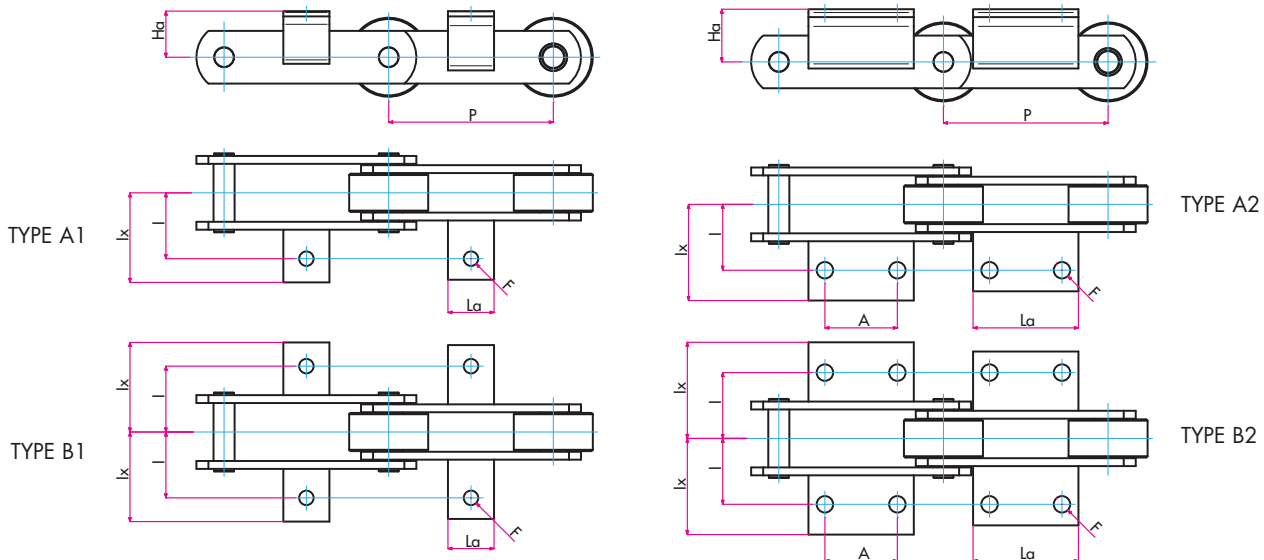
N.B.: A richiesta gli attacchi possono essere forniti saldati.  
NOTE: On request the attachments can be supplied welded.



**Attacchi saldati standard d'officina**  
*Welded attachments workshop standard*



Mechanical Chains  
**CONVEYOR CHAINS**



Codice/Code	Dimensioni / Dimensions								Peso attacco Weight attachment kg/each
	Passo Pitch	Ha	La	A	F	l	lx	Angolare Angle	
	mm	mm	mm	mm	mm	mm	mm	mm	
SP 084/100/P - HP 054/100/P	100	26	70	35	10,5	38	60	35 x 5	0,180
SP 084/125/P - HP 054/125/P	125	26	80	40	10,5	38	60		0,205
SP 084/150/P - HP 054/150/P	150	26	90	50	10,5	38	60		0,231
SP 084/200/P - HP 054/200/P	200	26	90	50	10,5	38	60		0,231
SP 100/100/P - HP 057/100/P	100	40	70	35	12,5	50	70	45 x 5	0,236
SP 100/125/P - HP 057/125/P	125	40	70	35	12,5	50	70		0,236
SP 100/150/P - HP 057/150/P	150	40	80	55	12,5	50	70		0,270
SP 100/200/P - HP 057/200/P	200	40	100	60	12,5	50	70		0,338
SP 137/100/P - HP 060/100/P	100	40	70	35	12,5	50	75	45 x 6	0,280
SP 137/125/P - HP 060/125/P	125	40	70	35	12,5	50	75		0,280
SP 137/150/P - HP 060/150/P	150	40	80	55	12,5	50	75		0,320
SP 137/200/P - HP 060/200/P	200	40	100	60	12,5	50	75		0,400
SP 175/125/P - HP 098/125/P	125	45	70	35	14,5	55	80	50 x 6	0,313
SP 175/150/P - HP 098/150/P	150	45	80	55	14,5	55	80		0,357
SP 175/200/P - HP 098/200/P	200	45	100	60	14,5	55	80		0,447
SP 175/250/P - HP 098/250/P	250	45	120	80	14,5	55	80		0,536
SP 190/150/P - HP 113/150/P	150	45	80	50	14,5	65	90	50 x 7	0,412
SP 190/200/P - HP 113/200/P	200	45	100	60	14,5	65	90		0,515
SP 190/250/P - HP 113/250/P	250	45	120	80	14,5	65	90		0,618
SP 190/300/P - HP 113/300/P	300	45	120	80	14,5	65	90		0,618
SP 270/150/P - HP 161/150/P	150	50	80	50	14,5	70	105	60 x 8	0,567
SP 270/200/P - HP 161/200/P	200	50	100	60	14,5	70	105		0,709
SP 270/250/P - HP 161/250/P	250	50	120	80	14,5	70	105		0,850
SP 270/300/P - HP 161/300/P	300	50	120	80	14,5	70	105		0,850
SP 270/350/P - HP 161/350/P	350	50	120	80	14,5	70	105		0,850

N.B.: A richiesta gli attacchi possono essere forniti in un pezzo unico piegato.  
NOTE: On request the attachments can be supplied in one single bent piece.

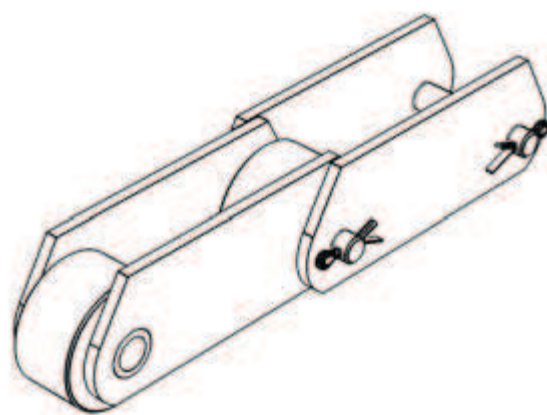
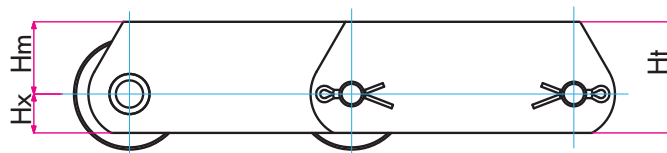


Standard d'officina piastre disassate  
Workshop standard deep sideplates

Mechanical Chains  
CONVEYOR CHAINS

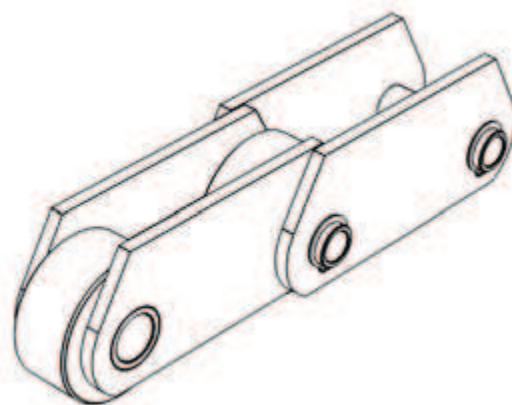
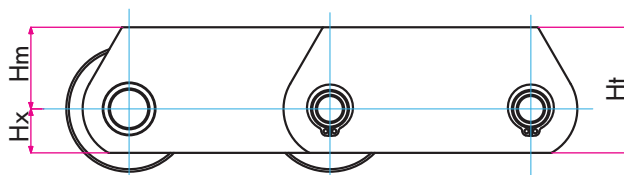
▶ Perni pieni / Solid pins

Codice/Code	Dimensioni / Dimensions		
	Hm	Hx	Ht
	mm	mm	mm
SP 032	17,5	12,5	30
SP 045	17,5	12,5	30
SP 050	25,0	15,0	40
SP 078	32,5	17,5	50
SP 084	32,5	17,5	50
SP 100	40,0	20,0	60
SP 137	40,0	20,0	60
SP 175	45,0	25,0	70
SP 190	45,0	25,0	70
SP 270	60,0	30,0	90



▶ Perni forati / Hollow pins

Codice/Code	Dimensioni / Dimensions		
	Hm	Hx	Ht
	mm	mm	mm
HP 024	17,5	12,5	30
HP 040	17,5	12,5	30
HP 042	25,0	15,0	40
HP 050	32,5	17,5	50
HP 054	32,5	17,5	50
HP 057	35,0	20,0	55
HP 060	35,0	20,0	55
HP 089	45,0	25,0	70
HP 113	45,0	25,0	70
HP 161	60,0	30,0	90



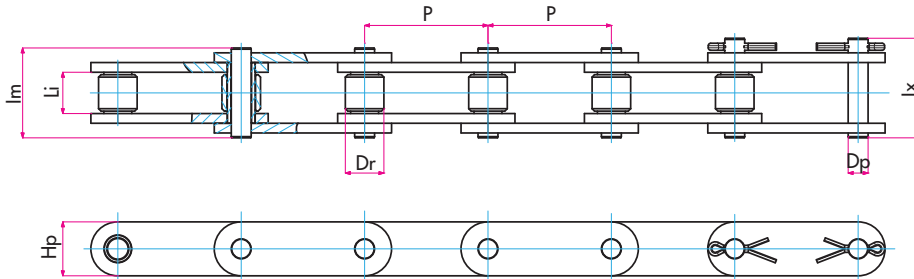




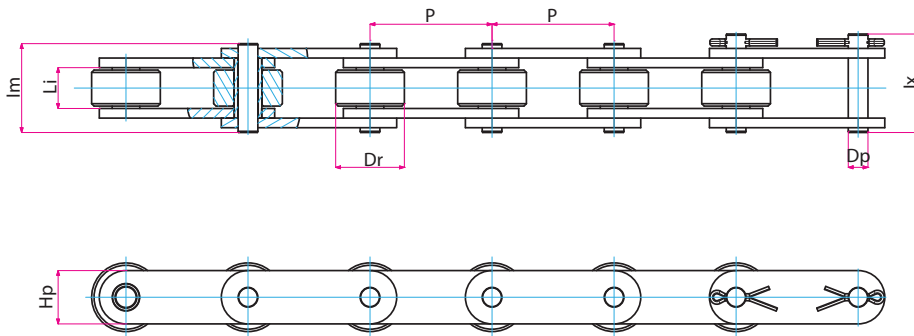

**Serie ANSI B29-4M passo doppio**  
**ANSI B29-4M series double pitch**




Mechanical Chains  
**CONVEYOR CHAINS**



TYPE S: RULLI PICCOLI - SMALL ROLLERS



TYPE P: RULLI GRANDI - LARGE ROLLERS



► **Serie ANSI B29-4M / ANSI B29-4M series**

Codice/Code	Stile Style	Dimensioni / Dimensions							Carico medio di rottura Average breaking load	Peso al metro Weight per meter
		P	Li	Dr	Dp	Hp	lm	lx		
		mm	mm	mm	mm	mm	mm	mm	kN	kg/m
<b>C 2080</b>	S	50,80	15,88	15,88 (S)	8,20	22,2	37	42	66	2,40
<b>C 2082</b>	P	50,80	15,88	28,58 (P)	8,20	22,2	37	42	66	3,40
<b>C 2100</b>	S	63,50	19,05	19,05 (S)	9,53	30,0	45	50	105	3,70
<b>C 2102</b>	P	63,50	19,05	39,67 (P)	9,53	30,0	45	50	105	5,90
<b>C 2120</b>	S	76,20	25,40	22,23 (S)	11,10	35,0	52	56	154	5,35
<b>C 2122</b>	P	76,20	25,40	44,45 (P)	11,10	35,0	52	56	154	8,50
<b>C 2160</b>	S	101,60	31,75	28,58 (S)	14,27	47,0	62	68	240	8,00
<b>C 2162</b>	P	101,60	31,75	57,15 (P)	14,27	47,0	62	68	240	12,00

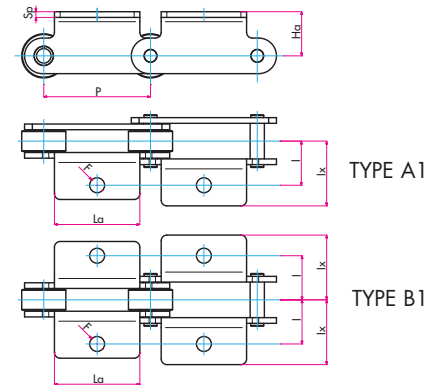


**Attacchi serie ANSI B29-4M passo doppio**  
**Attachments ANSI B29-4M series double pitch**

Mechanical Chains  
CONVEYOR CHAINS

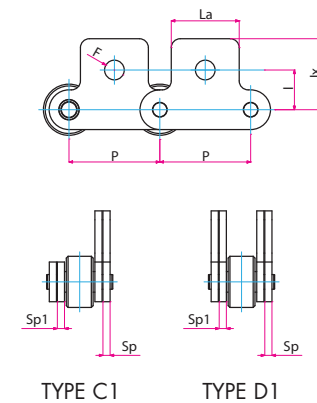
► **Tipo A1-B1 / Type A1-B1**

Codice/Code	Dimensioni / Dimensions							
	P	Ha	La	F	Sp	Sp1	l	lx
C 2080	50,8	19,0	38	6,8	4	4	27,8	39,3
C 2082	50,8	19,0	38	6,8	4	4	27,8	39,3
C 2100	63,5	23,4	45	8,8	5	5	33,3	49,2
C 2102	63,5	23,4	45	8,8	5	5	33,3	49,2
C 2120	76,2	27,8	57	11,0	5	5	39,7	59,2
C 2122	76,2	27,8	57	11,0	5	5	39,7	59,2
C 2160	101,6	36,5	82	14,0	6	6	52,4	78,0
C 2162	101,6	36,5	82	14,0	6	6	52,4	78,0



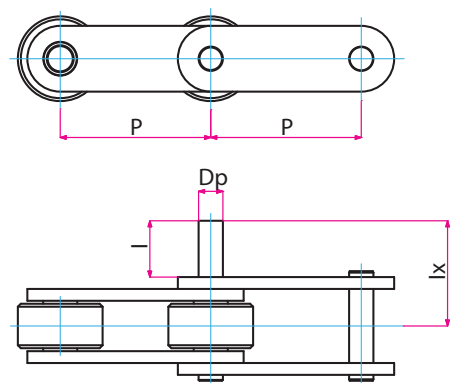
► **Tipo C1-D1 / Type C1-D1**

Codice/Code	Dimensioni / Dimensions						
	P	La	F	Sp	Sp1	l	lx
C 2080	50,8	38	11,0	4	4	22,2	39,7
C 2082	50,8	38	11,0	4	4	22,2	39,7
C 2100	63,5	45	13,1	5	5	28,6	50,0
C 2102	63,5	45	13,1	5	5	28,6	50,0
C 2120	76,2	57	15,0	5	5	33,3	59,0
C 2122	76,2	57	15,0	5	5	33,3	59,0
C 2160	101,6	82	20,0	6	6	44,5	76,5
C 2162	101,6	82	20,0	6	6	44,5	76,5



► **Tipo Ps / Ps Type**

Codice/Code	Dimensioni / Dimensions			
	P	Dp	l	lx
C 2080	50,8	8,20	19,0	35,3
C 2082	50,8	8,20	19,0	35,3
C 2100	63,5	9,53	23,8	43,4
C 2102	63,5	9,53	23,8	43,4
C 2120	76,2	11,10	28,6	52,4
C 2122	76,2	11,10	28,6	52,4
C 2160	101,6	14,27	38,1	97,5
C 2162	101,6	14,27	38,1	97,5



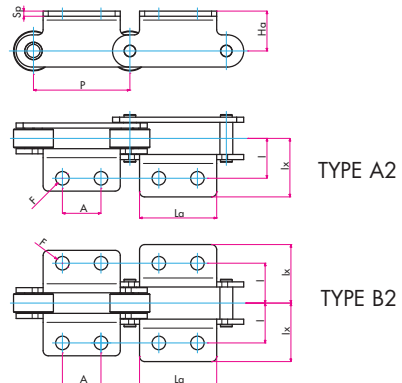


**Attacchi serie ANSI B29-4M passo doppio**  
**Attachments ANSI B29-4M series double pitch**



► **Tipo A2-B2 / Type A2-B2**


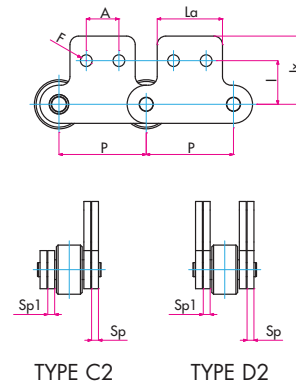
Codice/Code	Dimensioni / Dimensions								
	P	Ha	La	F	Sp	Sp1	I	Ix	A
	mm	mm	mm	mm	mm	mm	mm	mm	mm
C 2080	50,8	19,0	38	6,8	4	4	27,8	39,3	19,0
C 2082	50,8	19,0	38	6,8	4	4	27,8	39,3	19,0
C 2100	63,5	23,4	45	8,8	5	5	33,3	49,2	23,8
C 2102	63,5	23,4	45	8,8	5	5	33,3	49,2	23,8
C 2120	76,2	27,8	57	11,0	5	5	39,7	59,2	28,6
C 2122	76,2	27,8	57	11,0	5	5	39,7	59,2	28,6
C 2160	101,6	36,5	82	14,0	6	6	52,4	78,0	38,1
C 2162	101,6	36,5	82	14,0	6	6	52,4	78,0	38,1



Mechanical Chains  
**CONVEYOR CHAINS**

► **Tipo C2-D2 / Type C2-D2**

Codice/Code	Dimensioni / Dimensions							
	P	La	F	Sp	Sp1	I	Ix	A
	mm	mm	mm	mm	mm	mm	mm	mm
C 2080	50,8	38	6,8	4	4	25,4	39,7	19,0
C 2082	50,8	38	6,8	4	4	25,4	39,7	19,0
C 2100	63,5	45	8,6	5	5	31,8	50,0	23,8
C 2102	63,5	45	8,6	5	5	31,8	50,0	23,8
C 2120	76,2	57	11,0	5	5	37,3	59,0	28,6
C 2122	76,2	57	11,0	5	5	37,3	59,0	28,6
C 2160	101,6	82	20,0	6	6	50,8	76,5	38,1
C 2162	101,6	82	20,0	6	6	50,8	76,5	38,1







Mechanical Chains  
**CONVEYOR CHAINS**







Mechanical Chains  
**CONVEYOR CHAINS**





[www.mcvcatene.com](http://www.mcvcatene.com)

Catene Meccaniche  
**CATENE TRASPORTO**

 **MCV**  
To link for passion





Mechanical Chains  
**CONVEYOR CHAINS**



# Altri prodotti MCV

## Other MCV products



**1**  
**CATENE MECCANICHE**  
**CATENE TRASPORTO**  
**MECHANICAL CHAINS**  
**CONVEYOR CHAINS**

**2**  
**CATENE MAGLIE STAMPATE**  
**CATENE RASCHIANTI**  
**A MAGLIE STAMPATE**  
**CHAINS FORGED LINKS**  
**SCRAPER CHAINS FORGED LINKS**

**CATENE MECCANICHE**  
**CATENE RASCHIANTI**  
**A PIASTRE DIRITTE**  
**MECHANICAL CHAINS**  
**SCRAPER CHAINS STRAIGHT**  
**SIDEPLATES**

**3**  
**CATENE MECCANICHE**  
**CATENE SPECIALI**  
**MECHANICAL CHAINS**  
**SPECIAL CHAINS**

**4**  
**CATENE MECCANICHE**  
**CATENE PER TRASMISSIONE**  
**DI POTENZA E TRAZIONE**  
**MECHANICAL CHAINS**  
**POWER TRANSMISSION AND**  
**TRACTION CHAINS**





Unità produttiva di Viganò Brianza  
*Production unit of Viganò Brianza*



Unità produttiva di Missaglia  
*Production unit of Missaglia*



To link for passion

Manifattura Catene Viganò M.C.V. Spa  
Via dell'Industria, 11 - 23897 Viganò (LC) Italy  
Tel. +39 039 92134.1 - Fax +39 039 92134.25  
[mcv.catene@mcvcatene.com](mailto:mcv.catene@mcvcatene.com) - [www.mcvcatene.com](http://www.mcvcatene.com)