

THE MAXI-LIFT DURA-BUKET

THE ORIGINAL PLASTIC
ELEVATOR BUCKET

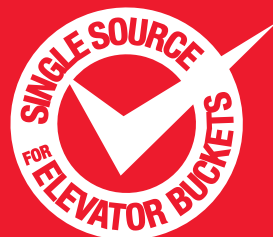
Dura-Buket®



ELEVATING
FEED, GRAINS
& FERTILIZER FOR
OVER 50 YEARS

Maxi-Lift Inc.®

800.527.0657 MAXILIFT.COM



DURA-BUKET® SS

High Speed Centrifugal Discharge 220 - 900 FPM



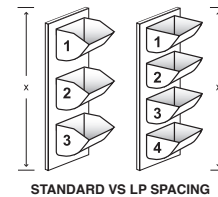
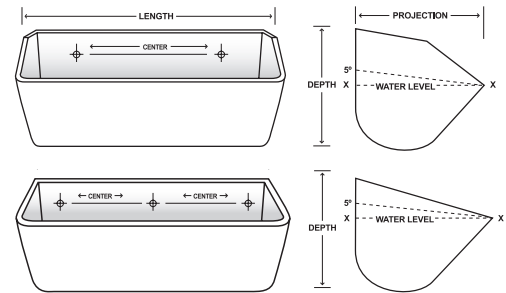
DURA-BUKET® SS : The Original Elevator Bucket

The **SS** or **SUPER STRENGTH DURA-BUKET** is the original plastic elevator bucket. The **SUPER STRENGTH** elevator bucket has been running for over 50 years. It is designed at a 45-degree discharge angle and can be spaced closer on a belt giving a clean superior discharge. This bucket is lightweight and tapered for easy shipping and storage. Standard spacing is nominal projection + 1". The most common applications include grain, wheat, corn, flour, sugar and other agricultural applications. The **SS** has the most versatile design of any grain bucket and performs well in a broad range of speeds and applications.

DURA-BUKET Low Profile or **LP** buckets have a reduced height modification for closer vertical spacing on the belt. The low profile system allows more buckets per foot of elevator belt. When upgrading to Low Profile buckets horsepower requirements must be evaluated due to increased capacity.

FEATURES & BENEFITS

- Lightweight
- Shape Memory
- Cleaner Discharge
- Tapered End Cap Design
- Non-Corrosive, Non-Sparking
- Resists Hang-Ups



Available Materials:



Mounting Holes and Venting to Your Specifications

LOW PROFILE

| BUCKET SIZE, INCHES* | | | | PUNCHING, IN. | | | | WEIGHT, LBS. | CAPACITY, CU. IN. | | | SIZE* | CAPACITY | |
|----------------------|--------|-------|-------|---------------|------------|-----------|----------|--------------|-------------------|----------------|-------------|-------|----------------|-------------|
| BUCKET SIZE | Length | Proj. | Depth | Centers | # of Holes | Bolt Size | Top Down | HDPE | Water Level | Useable 5 Deg. | Std Spacing | Depth | Useable 5 Deg. | Std Spacing |
| 4 x 3 | 4-1/4 | 3-1/8 | 3 | 2-1/4 | 2 | 1/4 | 1 | 0.17 | 10.4 | 11.0 | 4 | 3 | 11.0 | 3 |
| 5 x 4 | 5-1/4 | 4-1/8 | 3-3/4 | 3-3/16 | 2 | 1/4 | 1 | 0.31 | 24.4 | 29.9 | 5 | 3 | 29.9 | 3-1/4 |
| 6 x 4 | 6-1/4 | 4-1/8 | 3-3/4 | 4-3/8 | 2 | 1/4 | 1 | 0.35 | 30.8 | 33.1 | 5 | 3 | 33.1 | 3-1/4 |
| 7 x 4 | 7-1/4 | 4-1/8 | 3-3/4 | 2-11/16 | 3 | 1/4 | 1 | 0.40 | 33.6 | 36.7 | 5 | 3 | 36.7 | 3-1/4 |
| 6 x 5 | 6-3/8 | 5-1/4 | 4-7/8 | 4-3/8 | 2 | 1/4 | 1-1/4 | 0.59 | 47.1 | 52.0 | 6 | 3-3/4 | 52.0 | 3-3/4 |
| 7 x 5 | 7-3/8 | 5-1/4 | 4-7/8 | 2-5/8 | 3 | 1/4 | 1-1/4 | 0.61 | 61.6 | 62.4 | 6 | 3-3/4 | 62.4 | 3-3/4 |
| 8 x 5 | 8-3/8 | 5-1/4 | 4-7/8 | 3-1/16 | 3 | 1/4 | 1-1/4 | 0.73 | 67.7 | 69.8 | 6 | 3-3/4 | 69.8 | 3-3/4 |
| 9 x 5 | 9-3/8 | 5-1/4 | 4-7/8 | 3-1/4 | 3 | 1/4 | 1-1/4 | 0.80 | 69.6 | 77.1 | 6 | 3-3/4 | 77.1 | 3-3/4 |
| 8 x 6 | 8-3/8 | 6-3/8 | 6-1/4 | 3-1/16 | 3 | 1/4 | 1-1/4 | 1.02 | 104.4 | 107.7 | 7 | 4-1/2 | 107.7 | 4-3/8 |
| 9 x 6 | 9-3/8 | 6-5/8 | 6-1/4 | 3-1/2 | 3 | 1/4 | 1-1/4 | 1.12 | 124.5 | 132.2 | 7 | 4-1/2 | 132.2 | 4-3/8 |
| 10 x 6 | 10-3/8 | 6-3/8 | 6-1/4 | 4 | 3 | 1/4 | 1-3/4 | 1.14 | 128.2 | 145.8 | 7 | 4-1/2 | 145.8 | 4-3/8 |
| 11 x 6 | 11-3/8 | 6-3/8 | 6-1/4 | 3 | 4 | 1/4 | 1-3/4 | 1.26 | 147.7 | 157.9 | 7 | 4-1/2 | 157.9 | 4-3/8 |
| 12 x 6** | 12-3/8 | 6-3/4 | 6-1/2 | 3-3/8 | 4 | 1/4 | 1-3/4 | 1.70 | 172.1 | 183.6 | 7 | 5 | 183.6 | 5 |
| 13 x 6** | 13-3/8 | 6-3/4 | 6-1/2 | 3-5/8 | 4 | 1/4 | 1-3/4 | 1.95 | 196.5 | 208.7 | 7 | 5 | 208.7 | 5 |
| 10 x 7 | 10-3/8 | 7-3/8 | 7-1/4 | 4 | 3 | 5/16 | 1-3/4 | 1.54 | 175.8 | 187.3 | 8 | 5-1/4 | 187.3 | 5 |
| 11 x 7 | 11-3/8 | 7-3/8 | 7-1/4 | 3 | 4 | 5/16 | 1-3/4 | 1.65 | 210.5 | 216.7 | 8 | 5-1/4 | 216.7 | 5 |
| 12 x 7** | 12-3/8 | 7-3/8 | 7-1/4 | 3-3/8 | 4 | 5/16 | 1-3/4 | 2.02 | 223.2 | 241.1 | 8 | 5-1/4 | 241.1 | 5 |
| 13 X 7** | 13-3/8 | 7-3/8 | 7-1/4 | 3-5/8 | 4 | 5/16 | 1-3/4 | 2.17 | 236.8 | 244.8 | 8 | 5-1/4 | 244.8 | 5 |
| 14 X 7** | 14-3/8 | 7-3/8 | 7-1/4 | 3 | 5 | 5/16 | 1-1/2 | 2.29 | 269.7 | 290.1 | 8 | 5-1/4 | 290.1 | 5 |
| 15 x 7** | 15-3/8 | 7-3/8 | 7-1/4 | 3-1/4 | 5 | 5/16 | 1-1/2 | 2.35 | 284.4 | 295.0 | 8 | 5-1/4 | 295.0 | 5 |
| 16 x 7** | 16-3/8 | 7-3/8 | 7-1/4 | 3-1/2 | 5 | 5/16 | 1-1/2 | 2.55 | 289.9 | 304.8 | 8 | 5-1/4 | 304.8 | 5 |
| 12 x 8** | 12-3/8 | 8-3/8 | 8-1/4 | 3-3/8 | 4 | 5/16 | 1-3/4 | 2.33 | 272.5 | 299.9 | 9 | 5-3/4 | 299.9 | 5-1/2 |
| 14 x 8** | 14-3/8 | 8-3/8 | 8-1/4 | 3 | 5 | 5/16 | 1-1/2 | 2.58 | 324.7 | 364.8 | 9 | 5-3/4 | 364.8 | 5-1/2 |
| 16 x 8** | 16-3/8 | 8-3/8 | 8-1/4 | 3-1/2 | 5 | 5/16 | 2 | 3.33 | 362.5 | 407.6 | 9 | 5-3/4 | 407.6 | 5-1/2 |
| 18 x 8** | 18-3/8 | 8-3/8 | 8-1/4 | 3-1/8 | 6 | 5/16 | 2 | 3.75 | 404.9 | 440.6 | 9 | 5-3/4 | 440.6 | 5-1/2 |

*Injection molded materials shrink at differing rates. External dimensions may vary. For tight tolerances, contact Maxi-Lift for additional information.

□ - Indicates SS and LP punch patterns differ. *Buckets with 12" lengths and up have a center brace.