



# Maxi-Lift Inc.®

ELEVATOR BUCKETS, BELTING & ACCESSORIES

COMPLETE PRODUCT CATALOG

800.527.0657



MAXILIFT.COM

**DuraPlas**  
Parent Company of Maxi-Lift, Inc.

# AGRICULTURAL PRODUCT LINES

Products, Materials & Applications

**BEST**



**TIGER-TUFF (Polyethylene)**  
Pgs 12-13 - Food Grade Applications



**TIGER-TUFF (Nylon)**  
Pg 14 - Hot, Abrasive Applications



**TIGER-TUFF (Urethane)**  
Pg 15 - Sticky, Abrasive Applications

**BEST**



**TIGER-CC (Polyethylene)**  
Pgs 18-19 - Food Grade Applications



**TIGER-CC (Nylon)**  
Pg 20 - Hot, Abrasive Applications



**TIGER-CC (Urethane)**  
Pg 21 - Sticky, Abrasive Applications

**GREAT**



**HD-MAX (Polyethylene)**  
Pgs 24-25 - Food Grade Applications



**HD-MAX (Nylon)**  
Pg 26 - Hot, Abrasive Applications



**HD-MAX (Urethane)**  
Pg 27 - Sticky, Abrasive Applications

**GREAT**



**CC-MAX (Polyethylene)**  
Pgs 30-31 - Food Grade Applications



**CC-MAX (Nylon)**  
Pg 32 - Hot, Abrasive Applications



**CC-MAX (Urethane)**  
Pg 33 - Sticky, Abrasive Applications

**GOOD**



**HD-STAX - Stackable (Polyethylene)**  
Pgs 36-37 - Food Grade Applications



**DURA-BUKET (Polyethylene)**  
Pgs 40-42 - Food Grade Applications



**STANDARD DUTY CC, CC DIGGER (Steel)**  
Pgs 44-45 - Clears Packed Materials

**OTHER PRODUCTS**




**Elevator Belting** Pgs 6-7  
Rubber Grain, Rubber Grade 2, EPDM, PVC



**Belt Splices**  
Pgs 84-87



**Bolts & Accessories**  
Pgs 88-89



**Lagging**  
Pg 91

# INDUSTRIAL PRODUCT LINES

Products, Materials & Applications

BEST



**TIGER-TUFF (Nylon)**  
Pg 50 - Hot, Abrasive Applications



**TIGER-TUFF (Urethane)**  
Pg 51 - Sticky, Abrasive Applications



**TIGER-TUFF (Polyethylene)**  
Pg 52 - Food Grade Applications

BEST



**TIGER-CC (Nylon)**  
Pg 56 - Hot, Abrasive Applications



**TIGER-CC (Urethane)**  
Pg 57 - Sticky, Abrasive Applications



**TIGER-CC (Polyethylene)**  
Pg 58 - Food Grade Applications

GREAT



**MAXI-TUFF AA (Nylon)**  
Pg 62 - Hot, Abrasive Applications



**MAXI-TUFF AA (Urethane)**  
Pg 63 - Sticky, Abrasive Applications



**MAXI-TUFF AA (Polyethylene)**  
Pg 64 - Food Grade Applications

GREAT



**MAXI-TUFF MF (Nylon)**  
Pg 68 - Hot, Abrasive Applications



**MAXI-TUFF MF (Urethane)**  
Pg 69 - Sticky, Abrasive Applications



**MAXI-TUFF MF (Polyethylene)**  
Pg 68 - Food Grade Applications

DUCTILE IRON



**DI-MAX AA, AC (Ductile Iron)**  
Pgs 72-73 - Hot, Abrasive Applications

FABRICATED STEEL



**AA FABRICATED STEEL**  
Pgs 74-75 - Centrifugal Discharge



**AC FABRICATED STEEL**  
Pg 76 - Powdery Applications

FABRICATED STEEL



**SC FABRICATED STEEL**  
Pg 77 - Super Capacity



**MF, HF & LF FABRICATED STEEL**  
Pgs 78-80 - Continuous Style



**ACS FABRICATED STEEL**  
Pg 81 - Saddle Bag Style

# ELEVATOR BUNDLES

The Ultimate Belt Splice

# ELEVATOR BUNDLES

# BUNDLES BUCKETS & BELT

**ONE SOURCE, ONE SHIPMENT  
AND ONE INVOICE!**

### PREPARED BY EXPERTS


ONE CALL PUTS OUR TEAM OF EXPERTS IN MOTION, BUILDING YOUR EXACT PACKAGE OF COMPONENTS FOR YOUR BUCKET ELEVATOR.

### MATCHED TO FIT

YOU GET OUR BELTING, OUR BUCKETS, AND OUR HARDWARE PERFECTLY MATCHED FOR A SMOOTH INSTALLATION. WORRY FREE. NO ONE ELSE CONTROLS ALL THREE.

### MADE TO LAST

ONLY TOP TIER BELTING IS SOLD WITH OUR BEST SELLING LINE OF ELEVATOR BUCKETS. NO CORNERS CUT HERE. BUY THE BEST, FROM THE BEST.




### CALL US FOR...

- Industry Leading Agricultural and Industrial Elevator Buckets
- A Complete Line of Rubber and PVC Elevator Belting from North American Manufacturers
- The Full Range of Maxi-Splice Belt Fastening Systems
- A Complete Selection of Elevator Bolts and Fasteners



Buckets



Belting



Belt Splices



Elevator Bolts

# HOW TO ORDER BUNDLES



One Source, One Invoice, One Shipment



## HOW TO ORDER MAXI-LIFT BUNDLES

Plastic elevator buckets, belting, and hardware all from one source? That's MAXI-LIFT, your One-Stop-Shop for all your elevator needs. You get the most reliable elevator buckets and all the other bucket elevator components.

## BUNDLE COMPONENTS:



### STEP 1 Select Your Bucket

Bucket Style/Material: \_\_\_\_\_

Bucket Size: \_\_\_\_\_

Standard / Low Profile: \_\_\_\_\_

Punching: \_\_\_\_\_

Quantity: \_\_\_\_\_

### STEP 2 Select Your Belting

Belt Type (Rubber / PVC): \_\_\_\_\_

Belt Thickness: \_\_\_\_\_

Belt Width: \_\_\_\_\_

Belt Length: \_\_\_\_\_

Drilling / Buckets Per Row (see Punching above): \_\_\_\_\_

*For more information on selecting the correct belting, see pgs 10-11.*

### STEP 3 Select Your Splices

Splice Type: \_\_\_\_\_

Quantity: \_\_\_\_\_

*For more information on selecting the correct splices, see pgs 90-93.*

### STEP 4 Select Your Elevator Bolts & Hardware

Bolt Type: \_\_\_\_\_

Bolt Size: \_\_\_\_\_

Quantity: \_\_\_\_\_

*For more information on selecting the correct buckets, see pgs 94-95.*

### STEP 5 Select Other Items

Lagging, Pulleys, Urethane Sheet or Other Items?: \_\_\_\_\_

\_\_\_\_\_

\_\_\_\_\_

*For more information on other products, see pgs 96-97.*

### STEP 6 Contact Maxi-Lift For a Quote

Call Toll Free 1-800-527-0657, and speak to a Maxi-Lift Representative who will walk you through your order one step at a time!

# GRAIN & FOOD BELTING


## Rubber Grain & PVC

### RUBBER GRAIN & PVC BELTING


**PREMIUM GRAIN BELT - MSHA 2G / OSHA 284** - Premium rubber grain belt with the highest oil resistance and lowest stretch, designed for the grain industry where oily grains and mineral or vegetable oil dust suppressive sprays come in contact with the belt.

**OR-SC-FR - MSHA 2G / OSHA ISO 284** - Oil Resistant, Static Conductive and Flame Resistant grain rubber belt ideal for handling crushed gains, rice, fertilizers, animal feeds and oil treated grains.


**PVC, BLACK & WHITE - MSHA 2G / OSHA 284** - General purpose solid woven PVC cover x cover belt, with FDA and PVGE options, that is ideal for handling whole grains, rice, fertilizers, refined sugars and animal feeds.



**RUBBER (Premium) 3/330, 4/440, 3/600, 4/800**  
(Standard) 220, 330, 440, 600, 800



**PVC (Standard) 200, 250, 350, 450, 600**



**PVC (Food & Grain) 200, 350, 400**  
White & Black. Also available in FDA White

RUBBER GRAIN & PVC BELTING (STANDARD STOCK)**													
Application	Style	Material	Grade	Rated Working Tension (lbs/in)	Rated Working Tension (N/mm)	Nominal Overall Gauge (in)	Nominal Overall Gauge (mm)	Nominal Weight (PIW)	Nominal Weight (kg/sq. m)	Suggested Minimum Pulley (in)	Suggested Minimum Pulley (mm)	Maximum Bucket Projection (in)	Maximum Bucket Projection (mm)
Premium Grain	3 / 330	Rubber	Premium	330	600	0.303	7.70	0.175	10.25	16	400	8	229
	4 / 440	Rubber	Premium	440	800	0.354	8.99	0.2	11.71	20	500	10	279
	3 / 600	Rubber	Premium	600	1050	0.376	9.55	0.205	12.00	18	450	11	279
	4 / 800	Rubber	Premium	800	1400	0.465	11.81	0.24	14.05	20	500	12	305
Grain	2 / 220	Rubber	Standard	220	400	0.25	6.35	0.145	8.49	14	350	6	152
	3 / 330	Rubber	Standard	330	600	0.3	7.62	0.175	10.25	16	400	8	203
	4 / 440	Rubber	Standard	440	800	0.351	8.92	0.2	11.71	20	500	10	254
	3 / 600	Rubber	Standard	600	1050	0.365	9.27	0.205	12.00	20	500	10	254
	4 / 800	Rubber	Standard	800	1400	0.435	11.05	0.46	26.94	30	750	11	279
	PVC 200	PVC / PVGE	Standard	200	350	0.24	6.10	0.133	7.79	4	100	5	127
	PVC 250	PVC / PVGE	Standard	250	430	0.26	6.6	0.146	8.54	6	150	6	150
	PVC 350	PVC / PVGE	Standard	350	600	0.3	7.62	0.167	9.78	8	200	8	203
	PVC 450	PVC / PVGE	Standard	450	800	0.36	9.14	0.2	11.71	10	250	9	229
	PVC 600	PVC / PVGE	Standard	600	1050	0.375	9.53	0.23	13.47	12	300	10	254
Food / Grain	PVC 200	PVC	White	200	350	0.24	6.10	0.133	7.79	4	100	5	127
	PVC 350	PVC	White	350	600	0.3	7.62	0.167	9.78	8	200	8	203
	PVC 450	PVC	White	450	800	0.36	9.14	0.2	11.71	10	250	9	229

\* Belt tables are for general use only, specific manufacturer's data is available upon request.

**\*\* Items above are standard stock. Other belts may be in stock. Please contact Maxi-Lift for information on additional belts.**

# INDUSTRIAL BELTING

## Grade 2, EPDM

### INDUSTRIAL GRADE 2 & EPDM BELTING

#### ABRASION RESISTANT BELTING - INDUSTRIAL APPLICATIONS - SBR - Grade 2, Grade 1 Compounds


General purpose plied rubber belting ideal for handling harsher industrial applications like aggregates, cement, fly ash, minerals, salt and raw sugar.

**HIGH TEMP EPDM - 400HT & 700HT** - Premium high temperature plied rubber belting ideal for handling silica sand, aggregates, fly ash, cement and other bulk materials in drying facilities. Solar Shield 400 & XL750 available in 2020

### PREMIUM GRADE ALL EPDM



**Pure EPDM Covers** - Heat resistant cover resists cracking and hardening



**Premium HT Fabrics** - High temperature resistance to tearing, abrasion and stretching



**Industrial Rubber Belting** - General purpose with very good abrasion, cut and gouge resistance.

### FEATURES & BENEFITS

**Heat-resistant cover resists cracking and hardening** - PURE EPDM belting covers perform over the long run while retaining flexibility despite punishing conditions and loads. Less cracking and hardening translates into longer life and reduced replacement costs.

**High-temperature resistance to tearing, abrasion and stretching** - Load after load, pure EPDM covers combined with treated HT fabric stand up to prolonged exposure. This reduced maintenance and downtime helps lower overall operating costs.

INDUSTRIAL GRADE 2 AND EPDM BELTING (STANDARD STOCK)**													
Application	Style	Material	Grade	Rated Working Tension (lbs/in)	Ultimate Tensile (N/mm)	Nominal Overall Gauge (in)	Nominal Overall Gauge (mm)	Nominal Weight (PIW)	Nominal Weight (kg/sq. m)	Suggested Minimum Pulley (in)	Suggested Minimum Pulley (mm)	Maximum Bucket Projection (in)	Maximum Bucket Projection (mm)
Industrial	2 / 220	Rubber	Grade 2	220	400	0.375	9.5	0.185	10.83	14	355	6	152
	3 / 330	Rubber	Grade 2	330	600	0.4375	11.11	0.215	12.59	16	400	8	203
	4 / 440	Rubber	Grade 2	440	800	0.5	12.70	0.275	16.10	20	500	9	229
	3 / 600	Rubber	Grade 2	600	1050	0.56	14.20	0.275	16.10	20	500	10	254
	4 / 800	Rubber	Grade 2	800	1400	0.6875	17.46	0.345	20.20	30	750	11	279
	3 / 600	Rubber	EPDM 400HT	600	1050	0.5	12.70	0.255	14.93	20	500	10	254
	4 / 800	Rubber	EPDM 400HT	800	1400	0.585	14.86	0.295	17.28	30	750	11	279
	3 / 600	Rubber	EPDM 700HT	600	1050	0.5	12.70	0.255	14.93	20	500	10	254
4 / 800	Rubber	EPDM 700HT	800	1400	0.585	14.86	0.295	17.28	30	750	11	279	

**\*\* Items above are standard stock. Other belts may be in stock. Please contact Maxi-Lift for information on additional belts.**

# HOW TO ORDER BUCKETS

## Measuring, Style, Venting & Material Options

### STEP 1. Measure Your Elevator Bucket

Most manufacturers identify part sizes by molding dimensions into the bottom of the elevator bucket.

#### LENGTH = 12 7/8"

The bucket length is measured at the back mounting surface. Lay the bucket on its back for actual measurement dimensions.



#### PROJECTION = 8 7/8"

Projection is measured vertically to the lip, as it would project from the belt or chain.



#### DEPTH = 8 1/4"

Depth is measured for the overall side profile dimension.



### STEP 2. Select Your Bucket Style

There are two main categories of elevator buckets; agricultural and industrial. Our agricultural buckets are located on pages 12-17 and the industrial buckets are on pages 18-22. More styles are available online at [maxilift.com](http://maxilift.com).



### STEP 3. Choose Your Bucket Material

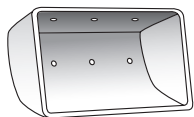
Buckets are available in the following materials, plus ductile iron and steel for industrial applications.

	POLYETHYLENE	NYLON	URETHANE	FDA NYLON
<b>Color</b>				
<b>Application</b>	Grain & Food Products	Hot, high impact, abrasive dense products	Heavy abrasion, sticky materials	Hot, high impact, abrasive food grade products
<b>Temperature Range</b>	-60° F to + 180° F (210° F Intermittent)	-60° F to + 300° F (350° F Intermittent)	-60° F to + 180° F (210° F Intermittent)	-60° F to + 300° F
<b>FDA Approved Material</b>	Yes	No	Yes	Yes
<b>Comments</b>	Economical, high density polyethylene. FDA approved material for handling food grade products.	Best for high heat applications, with tough impact and abrasion needs.	Most flexible and abrasion resistant. Resists product sticking and sharp cutting particles.	Best for high heat food grade applications, with tough impact and abrasion needs.

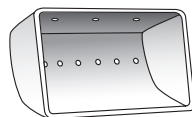
### STEP 4. Pick Your Bucket Vent Pattern (Call for Industrial Bucket venting recommendations)

Venting an elevator bucket aids in bucket fill and discharge with light, fluffy materials. Lightweight, fluffy materials, and those that are extremely dense or flow poorly can be difficult to handle in bucket elevators at high speeds. Because these materials tend to trap air when being handled by an elevator bucket, it is necessary to provide air relief to assist in their filling and discharge. Materials in this category might be various flours, meals, feed mash or screenings. As these materials enter the bucket, air is released through a series of vent holes in the bottom of the bucket allowing for a more complete fill. These vent holes also allow air to re-enter the bucket, which facilitates full release of product into the discharge. **Standard hole diameter is equal to the size of the bolt mounting holes for Vent Pattern #1. All other vent patterns have 11/32 diameter holes unless otherwise requested by customer.**

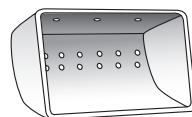
**#1 VENT** - Same holes in body as bolt mounting holes.



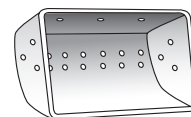
**#2 VENT** - One row of holes on 1-1/8" centers



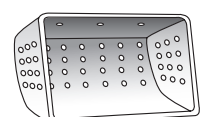
**#3 VENT** - Two rows of holes on 1-1/8" centers



**#4 VENT** - Same as #3, plus three holes in each end cap.



**CUSTOM VENT** - Vented as required



### STEP 5. Contact Maxi-Lift For Quote

Your Maxi-Lift Sales Representative will be glad to assist you with any questions or quote requests you have. You can reach us by calling 972-735-8855 or emailing us at [info@maxilift.com](mailto:info@maxilift.com).



# MAXI-LIFT



## AGRICULTURAL ELEVATOR BUCKETS

UPGRADE TO THE TOUGHEST  
ELEVATOR BUCKETS

- **TIGER-TUFF**  
MAXIMUM DUTY
- **TIGER-CC**  
MAXIMUM DUTY
- **HD-MAX**  
HEAVY DUTY
- **HD-STAX**  
STACKABLE
- **CC-MAX**  
HEAVY DUTY
- **DURA-BUKET**  
STANDARD DUTY

MAXI-LIFT



# TIGER-TUFF® MAXIMUM DUTY

High Speed Centrifugal Discharge 210 - 900 FPM

# THE MAXI-LIFT TIGER-TUFF



**TIGER-TUFF**  
MAXIMUM DUTY ELEVATOR BUCKETS®

## UPGRADE TO THE TOUGHEST ELEVATOR BUCKET

**RUGGED, RESILIENT, RELIABLE:**  
WHEN YOU DON'T HAVE TIME FOR DOWN-TIME

**DESIGNED FOR THE TOUGHEST APPLICATIONS:**  
PORT FACILITIES, RIVER TERMINALS, ETHANOL  
AND PROCESSING PLANTS


**ENGINEERED FOR ULTIMATE RELIABILITY:**  
THE THICKEST FRONT LIP AND CORNERS GIVE  
LONGEST BUCKET LIFE



© The color orange, as applied to buckets, is a registered trademark of Maxi-Lift, Inc.

### FEATURES & BENEFITS

- Thicker Corners
- Thicker Walls, Heavy Front Lip for Digging
- Cleaner Discharge
- High Impact & Abrasion Resistant
- Non-Corrosive, Non-Sparking
- Extends Bucket Life
- Increases Elevator Capacity
- Lowers Elevator Maintenance
- Decreases Elevator Down Time



Heavy Front Lip



Reinforced Corners



Thick Back Wall



Maximum Duty Design

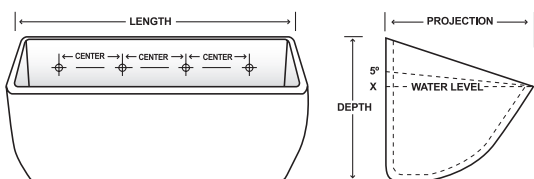
# TIGER-TUFF® MAXIMUM DUTY

On Location / Installation



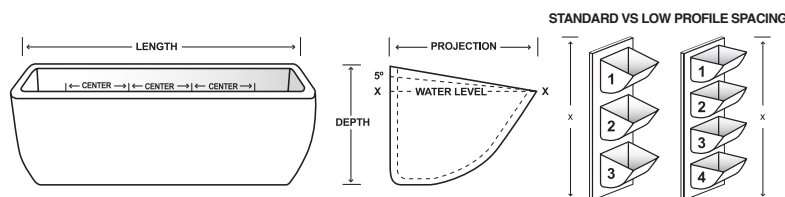
## TIGER-TUFF® STANDARD PROFILE

The **TIGER-TUFF** is the original maximum duty elevator bucket, designed and engineered to increase bucket life and reduce breakage. This will reduce down time and lower maintenance costs. The **TIGER-TUFF** bucket has the thickest lip, back wall and corners to extend the life of the bucket. The most common applications include grain, fertilizers, pellets, corn, wheat, soybeans and other agricultural and light industrial applications. This is the best bucket for high volume applications. Minimum spacing is nominal projection plus (+) 1".







## TIGER-TUFF® LOW PROFILE

The **TIGER-TUFF Low Profile** has all of the benefits of the original **TIGER-TUFF** bucket, with a reduced height modification for closer vertical spacing on the belt. The low profile system allows more buckets per foot of elevator belt. When upgrading to **TIGER-TUFF Low Profile** buckets, horsepower requirements must be evaluated due to increased capacity. Low profile spacing is projection minus (-) 1".



## AVAILABLE MATERIALS

	POLYETHYLENE	NYLON	URETHANE	FDA NYLON
<b>Color</b>	 Orange	 Tan	 Green	 White
<b>Application</b>	Grain & Food Products	Hot, high impact, abrasive dense products	Heavy abrasion, sticky materials	Hot, high impact, abrasive food grade products
<b>Temperature Range</b>	-60° F to + 180° F (210° F Intermittent)	-60° F to + 300° F (350° F Intermittent)	-60° F to + 180° F (210° F Intermittent)	-60° F to + 300° F
<b>FDA Approved Material</b>	Yes	No	Yes	Yes
<b>Comments</b>	Economical, high density polyethylene. FDA approved material for handling food grade products.	Best for high heat applications, with tough impact and abrasion needs.	Most flexible and abrasion resistant. Resists product sticking and sharp cutting particles.	Best for high heat food grade applications, with tough impact and abrasion needs.

## APPLICATIONS



**FOOD**  
Barley, Beans, Corn, Cotton Seed, Coffee, Flour, Grains, Nuts, Rice, Sunflower, Oats, Salt, Sugar, Wheat, etc.



**FEED**  
Bone Meal, Pellets, Meat Scrap, etc.

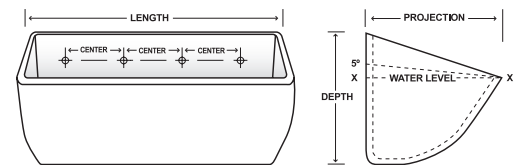


**OTHER**  
Seeds, Grass Seed, Fertilizer, Perlite, Potash, Sawdust, Minerals, etc.

® The color orange, as applied to elevator buckets, is a registered trademark of Maxi-Lift, Inc.

# TIGER-TUFF® MAXIMUM DUTY

Standard Profile: Polyethylene



MOUNTING HOLES AND VENTING TO YOUR SPECIFICATIONS

® The color orange, as applied to elevator buckets, is a registered trademark of Maxi-Lift, Inc.

## TIGER-TUFF® Maximum Duty: Polyethylene

BUCKET SIZE	BUCKET SIZE						Back Wall Thickness	PUNCHING, IN.				WEIGHT, LBS. HDPE	CAPACITY, CU. IN.		
	Length		Projection		Depth			Centers	# of Holes	Bolt Size	Top Down		Water Level	Usable 5 Deg.	Std Spacing
	in.	mm	in.	mm	in.	mm									
6 x 5	6-5/8	168	5-3/4	146	5	127	0.33	4-3/8	2	1/4	1-5/8	0.94	67.20	73.98	6
7 x 5	7-5/8	194	5-3/4	146	5	127	0.33	2-11/16	3	1/4	1-5/8	1.10	79.72	89.24	6
8 x 5	8-5/8	219	5-3/4	146	5	127	0.33	3-1/16	3	1/4	1-5/8	1.25	88.54	97.98	6
9 x 5	9-5/8	244	5-3/4	146	5	127	0.33	3-5/8	3	1/4	1-5/8	1.41	107.37	121.27	6
10 x 5	10-5/8	270	5-3/4	146	5	127	0.33	4-1/8	3	1/4	1-5/8	1.57	121.30	138.89	6
11 x 5	11-5/8	295	5-3/4	146	5	127	0.33	3	4	1/4	1-5/8	1.72	140.70	153.16	6
12 x 5	12-5/8	321	5-3/4	146	5	127	0.33	3-3/8	4	1/4	1-5/8	1.88	159.87	167.14	6
8 x 6	8-5/8	219	6-7/8	175	6	152	0.40	3-1/16	3	1/4	1-5/8	1.82	135.56	150.85	7
9 x 6	9-5/8	244	6-7/8	175	6	152	0.40	3-5/8	3	1/4	1-5/8	1.97	150.26	165.87	7
10 x 6	10-5/8	270	6-7/8	175	6	152	0.40	4-1/8	3	1/4	1-5/8	2.13	170.69	185.62	7
11 x 6	11-5/8	295	6-7/8	175	6	152	0.40	3	4	1/4	1-5/8	2.29	185.18	200.36	7
12 x 6	12-5/8	321	6-7/8	175	6	152	0.40	3-3/8	4	1/4	1-5/8	2.44	200.37	220.58	7
13 x 6	13-5/8	346	6-7/8	175	6	152	0.40	3-5/8	4	1/4	1-5/8	2.60	220.78	240.48	7
12 x 7	12-7/8	327	7-7/8	200	7	178	0.42	3-3/8	4	5/16	2	3.60	269.24	298.12	8
13 x 7	13-7/8	352	7-7/8	200	7	178	0.42	3-5/8	4	5/16	2	3.86	292.51	323.22	8
14 x 7	14-7/8	378	7-7/8	200	7	178	0.42	3	5	5/16	2	4.14	315.77	350.58	8
15 x 7	15-7/8	403	7-7/8	200	7	178	0.42	3-1/4	5	5/16	2	4.47	346.64	383.38	8
16 x 7	16-7/8	429	7-7/8	200	7	178	0.42	2-7/8	6	5/16	2	4.68	377.41	415.14	8
11 x 8	11-7/8	302	8-7/8	225	8-1/4	210	0.50	3	4	5/16	2	4.45	340.02	374.70	9
12 x 8	12-7/8	327	8-7/8	225	8-1/4	210	0.50	3-3/8	4	5/16	2	4.71	373.00	411.05	9
13 x 8	13-7/8	352	8-7/8	225	8-1/4	210	0.50	3-5/8	4	5/16	2	4.92	404.85	446.15	9
14 x 8	14-7/8	378	8-7/8	225	8-1/4	210	0.50	3	5	5/16	2	5.30	436.80	481.35	9
16 x 8	17	432	9-1/4	235	7-5/8	194	0.50	2-7/8	6	5/16	2-1/2	5.35	512.57	566.39	9
18 x 8	19	483	9-1/4	235	7-5/8	194	0.50	3-1/8	6	5/16	2-1/2	5.89	567.49	627.08	9
20 x 8	21	533	9-1/4	235	7-5/8	194	0.50	3-1/2	6	5/16	2-1/2	6.62	646.81	714.73	9
22 x 8	23	584	9-1/4	235	8-1/4	210	0.50	4	6	5/16	2-1/2	7.85	701.90	757.40	9
24 x 8	25	635	9-1/4	235	8-1/4	210	0.50	3-1/2	7	5/16	2-1/2	8.50	763.40	831.08	9
16 x 10	17	432	11-1/4	286	10	254	0.75	2-7/8	6	5/16	2-1/2	8.87	795.70	875.37	11
18 x 10	19	483	11-1/4	286	10	254	0.75	3-1/8	6	5/16	2-1/2	9.83	910.00	1001.21	11
20 x 10	21	533	11-1/4	286	10	254	0.75	3-1/2	6	5/16	2-1/2	10.57	1032.50	1135.98	11

Disclaimer: Weights, dimensions, & capacities are estimated. Actual measurements may vary. For tight tolerances or additional / updated information, please contact Maxi-Lift. Some sizes are made to order.

■ - Indicates TIGER-TUFF punch pattern differs from HD-MAX.

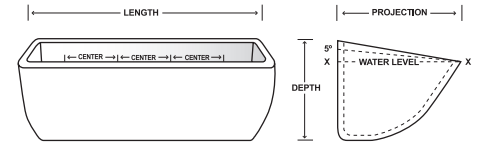
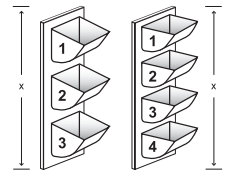
® 5,343,839 The color orange, as it relates to buckets for agricultural and light industrial elevator type conveyors is a United States registered trademark of Maxi-Lift Inc.

TMA986,627 The color orange, as it relates to buckets for agricultural and light industrial elevator type conveyors is a Canadian registered trademark of Maxi-Lift Inc.

## High Speed Centrifugal Discharge 210 - 900 FPM

# TIGER-TUFF® MAXIMUM DUTY

Low Profile: Polyethylene, Nylon, Urethane



© The color orange, as applied to elevator buckets, is a registered trademark of Maxi-Lift, Inc.

STANDARD VS LOW PROFILE SPACING

MOUNTING HOLES AND VENTING TO YOUR SPECIFICATIONS

## TIGER-TUFF® LOW PROFILE Maximum Duty

BUCKET SIZE	BUCKET SIZE				PUNCHING, IN.				WEIGHT, LBS.			CAPACITY, CU. IN.					
	Length		Projection		Depth		Back Wall Thickness	Centers	# of Holes	Bolt Size	Top Down	HDPE	Nylon	Uret	Water Level	Usable 5 Deg.	Std Spacing
in.	mm	in.	mm	in.	mm												
6 x 5	6-5/8	-	5-3/4	-	4	102	0.33	4-3/8	2	1/4	1	0.84	-	-	67.20	73.98	4
7 x 5	7-5/8	-	5-3/4	-	4	102	0.33	2-11/16	3	1/4	1	0.98	-	-	79.72	89.24	4
8 x 5	8-5/8	-	5-3/4	-	4	102	0.33	3-1/16	3	1/4	1	1.11	-	-	88.54	97.98	4
9 x 5	9-5/8	-	5-3/4	-	4	102	0.33	3-5/8	3	1/4	1	1.25	-	-	107.37	121.27	4
10 x 5	10-5/8	-	5-3/4	-	4	102	0.33	4-1/8	3	1/4	1	1.40	-	-	121.30	138.89	4
11 x 5	11-5/8	-	5-3/4	-	4	102	0.33	3	4	1/4	1	1.53	-	-	140.70	153.16	4
12 x 5	12-5/8	-	5-3/4	-	4	102	0.33	3-3/8	4	1/4	1	1.67	-	-	159.87	167.14	4
8 x 6	8-5/8	-	6-7/8	-	5	127	0.40	3-1/16	3	1/4	1	1.64	-	-	135.56	150.85	5
9 x 6	9-5/8	-	6-7/8	-	5	127	0.40	3-5/8	3	1/4	1	1.77	-	-	150.26	165.87	5
10 x 6	10-5/8	-	6-7/8	-	5	127	0.40	4-1/8	3	1/4	1	1.92	-	-	170.69	185.62	5
11 x 6	11-5/8	-	6-7/8	-	5	127	0.40	3	4	1/4	1	2.06	-	-	185.18	200.36	5
12 x 6	12-5/8	-	6-7/8	-	5	127	0.40	3-3/8	4	1/4	1	2.20	-	-	200.37	220.58	5
13 x 6	13-5/8	-	6-7/8	-	5	127	0.40	3-5/8	4	1/4	1	2.34	-	-	220.78	240.48	5
12 x 7	12-7/8	-	7-7/8	-	5-3/4	146	0.42	3-3/8	4	5/16	1	3.24	3.55	3.98	269.24	298.12	6
13 x 7	13-7/8	-	7-7/8	-	5-3/4	146	0.42	3-5/8	4	5/16	1	3.47	3.82	4.29	292.51	323.22	6
14 x 7	14-7/8	-	7-7/8	-	5-3/4	146	0.42	3	5	5/16	1	3.73	4.07	4.56	315.77	350.58	6
15 x 7	15-7/8	-	7-7/8	-	5-3/4	146	0.42	3-1/4	5	5/16	1	4.02	4.19	4.72	346.64	383.38	6
16 x 7	16-7/8	-	7-7/8	-	5-3/4	146	0.42	2-7/8	6	5/16	1	4.21	4.32	4.84	377.41	415.14	6
11 x 8	11-7/8	-	8-7/8	-	6-3/4	171	0.50	3	4	5/16	1	4.01	4.33	5.08	340.02	374.70	7
12 x 8	12-7/8	-	8-7/8	-	6-3/4	171	0.50	3-3/8	4	5/16	1	4.24	4.58	5.45	373.00	411.05	7
13 x 8	13-7/8	-	8-7/8	-	6-3/4	171	0.50	3-5/8	4	5/16	1	4.43	4.66	5.60	404.85	446.15	7
14 x 8	14-7/8	-	8-7/8	-	6-3/4	171	0.50	3	5	5/16	1	4.77	5.02	5.99	436.80	481.35	7
16 x 8	17	-	9-1/4	-	6-3/4	171	0.50	2-7/8	6	5/16	1	4.82	5.68	-	512.57	566.39	7
18 x 8	19	-	9-1/4	-	6-3/4	171	0.50	3-1/8	6	5/16	1	5.89	6.39	-	567.49	627.08	7
20 x 8	21	-	9-1/4	-	6-3/4	171	0.50	3-1/2	6	5/16	1	6.62	6.94	-	646.81	714.73	7
22 x 8	23	-	9-1/4	-	6-3/4	171	0.50	4	6	5/16	1	7.85	8.45	-	701.90	757.40	7
24 x 8	25	-	9-1/4	-	6-3/4	171	0.50	3-1/2	7	5/16	1	8.50	9.27	-	763.40	831.08	7
16 x 10	17	-	11-1/4	-	8-1/2	216	0.75	2-7/8	6	5/16	1	8.87	9.12	-	795.70	875.37	9
18 x 10	19	-	11-1/4	-	8-1/2	216	0.75	3-1/8	6	5/16	1	9.83	10.17	-	910.00	1001.21	9
20 x 10	21	-	11-1/4	-	8-1/2	216	0.75	3-1/2	6	5/16	1	10.27	11.02	-	1032.50	1135.98	9

Disclaimer: Weights, dimensions, & capacities are estimated. Actual measurements may vary. For tight tolerances or additional / updated information, please contact Maxi-Lift. Some sizes are made to order. Low profile spacing is Projection minus (-) 1 inch.

■ - Indicates TIGER-TUFF punch pattern differs from HD-MAX.

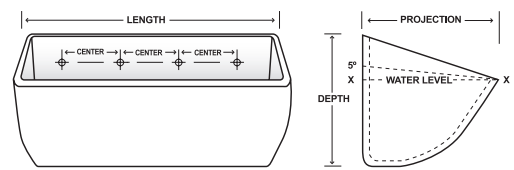
© 5,343,839 The color orange, as it relates to buckets for agricultural and light industrial elevator type conveyors is a United States registered trademark of Maxi-Lift Inc.

TMA986,627 The color orange, as it relates to buckets for agricultural and light industrial elevator type conveyors is a Canadian registered trademark of Maxi-Lift Inc.

## High Speed Centrifugal Discharge 210 - 900 FPM

# TIGER-TUFF® MAXIMUM DUTY

Standard Profile: Nylon



## TIGER-TUFF® Maximum Duty: Nylon

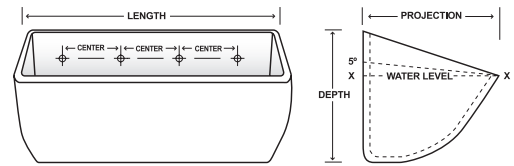
BUCKET SIZE	BUCKET SIZE							PUNCHING, IN.				WEIGHT, LBS.	CAPACITY, CU. IN.		
	Length		Projection		Depth		Back Wall Thickness	Centers	# of Holes	Bolt Size	Top Down	Nylon	Water Level	Usable 5 Deg.	Std Spacing
in.	mm	in.	mm	in.	mm										
6 x 5	6-5/8	168	5-3/4	146	5	127	0.33	4-3/8	2	1/4	1-5/8	1.08	67.20	73.98	6
7 x 5	7-5/8	194	5-3/4	146	5	127	0.33	2-11/16	3	1/4	1-5/8	1.26	79.72	89.24	6
8 x 5	8-5/8	219	5-3/4	146	5	127	0.33	3-1/16	3	1/4	1-5/8	1.44	88.54	97.98	6
9 x 5	9-5/8	244	5-3/4	146	5	127	0.33	3-5/8	3	1/4	1-5/8	1.60	107.37	121.27	6
10 x 5	10-5/8	270	5-3/4	146	5	127	0.33	4-1/8	3	1/4	1-5/8	1.80	121.30	138.89	6
11 x 5	11-5/8	295	5-3/4	146	5	127	0.33	3	4	1/4	1-5/8	1.98	140.70	153.16	6
12 x 5	12-5/8	321	5-3/4	146	5	127	0.33	3-3/8	4	1/4	1-5/8	2.16	159.87	167.14	6
8 x 6	8-5/8	219	6-7/8	175	6	152	0.40	3-1/16	3	1/4	1-5/8	2.09	135.56	150.85	7
9 x 6	9-5/8	244	6-7/8	175	6	152	0.40	3-5/8	3	1/4	1-5/8	2.26	150.26	165.87	7
10 x 6	10-5/8	270	6-7/8	175	6	152	0.40	4-1/8	3	1/4	1-5/8	2.40	170.69	185.62	7
11 x 6	11-5/8	295	6-7/8	175	6	152	0.40	3	4	1/4	1-5/8	2.63	185.18	200.36	7
12 x 6	12-5/8	321	6-7/8	175	6	152	0.40	3-3/8	4	1/4	1-5/8	2.81	200.37	220.58	7
13 x 6	13-5/8	346	6-7/8	175	6	152	0.40	3-5/8	4	1/4	1-5/8	2.99	220.78	240.48	7
12 x 7	12-7/8	327	7-7/8	200	7	178	0.42	3-3/8	4	5/16	2	4.00	269.24	298.12	8
13 x 7	13-7/8	352	7-7/8	200	7	178	0.42	3-5/8	4	5/16	2	4.44	292.51	323.22	8
14 x 7	14-7/8	378	7-7/8	200	7	178	0.42	3	5	5/16	2	4.75	315.77	350.58	8
15 x 7	15-7/8	403	7-7/8	200	7	178	0.42	3-1/4	5	5/16	2	5.00	346.64	383.38	8
16 x 7	16-7/8	429	7-7/8	200	7	178	0.42	2-7/8	6	5/16	2	5.50	377.41	415.14	8
11 x 8	11-7/8	302	8-7/8	225	8-1/4	210	0.50	3	4	5/16	2	5.16	340.02	374.70	9
12 x 8	12-7/8	327	8-7/8	225	8-1/4	210	0.50	3-3/8	4	5/16	2	5.10	373.00	411.05	9
13 x 8	13-7/8	352	8-7/8	225	8-1/4	210	0.50	3-5/8	4	5/16	2	5.20	404.85	446.15	9
14 x 8	14-7/8	378	8-7/8	225	8-1/4	210	0.50	3	5	5/16	2	5.40	436.80	481.35	9
16 x 8	17	432	9-1/4	235	7-5/8	194	0.50	2-7/8	6	5/16	2-1/2	6.25	512.57	566.39	9
18 x 8	19	483	9-1/4	235	7-5/8	194	0.50	3-1/8	6	5/16	2-1/2	6.95	567.49	627.08	9
20 x 8	21	533	9-1/4	235	7-5/8	194	0.50	3-1/2	6	5/16	2-1/2	7.40	646.81	714.73	9
22 x 8	23	584	9-1/4	235	8-1/4	210	0.50	4	6	5/16	2-1/2	9.00	701.90	757.40	9
24 x 8	25	635	9-1/4	235	8-1/4	210	0.50	3-1/2	7	5/16	2-1/2	10.15	763.40	831.08	9
16 x 10	17	432	11-1/4	286	10	254	0.75	2-7/8	6	5/16	2-1/2	10.75	795.70	875.37	11
18 x 10	19	483	11-1/4	286	10	254	0.75	3-1/8	6	5/16	2-1/2	11.20	910.00	1001.21	11
20 x 10	21	533	11-1/4	286	10	254	0.75	3-1/2	6	5/16	2-1/2	11.95	1032.50	1135.98	11

Disclaimer: Weights, dimensions, & capacities are estimated. Actual measurements may vary. For tight tolerances or additional / updated information, please contact Maxi-Lift. Some sizes are made to order.  
 ■ - Indicates TIGER-TUFF punch pattern differs from HD-MAX.

## High Speed Centrifugal Discharge 210 - 900 FPM

# TIGER-TUFF® MAXIMUM DUTY

Standard Profile: Urethane



## TIGER-TUFF® Maximum Duty: Urethane

BUCKET SIZE	BUCKET SIZE						Back Wall Thickness	PUNCHING, IN.				WEIGHT, LBS.	CAPACITY, CU. IN.		
	Length		Projection		Depth			Centers	# of Holes	Bolt Size	Top Down		Uret	Water Level	Usable 5 Deg.
	in.	mm	in.	mm	in.	mm									
6 x 5	6-5/8	168	5-3/4	146	5	127	0.33	4-3/8	2	1/4	1-5/8	1.18	67.20	73.98	6
7 x 5	7-5/8	194	5-3/4	146	5	127	0.33	2-11/16	3	1/4	1-5/8	1.38	79.72	89.24	6
8 x 5	8-5/8	219	5-3/4	146	5	127	0.33	3-1/16	3	1/4	1-5/8	1.57	88.54	97.98	6
9 x 5	9-5/8	244	5-3/4	146	5	127	0.33	3-5/8	3	1/4	1-5/8	1.77	107.37	121.27	6
10 x 5	10-5/8	270	5-3/4	146	5	127	0.33	4-1/8	3	1/4	1-5/8	1.97	121.30	138.89	6
11 x 5	11-5/8	295	5-3/4	146	5	127	0.33	3	4	1/4	1-5/8	2.16	140.70	153.16	6
12 x 5	12-5/8	321	5-3/4	146	5	127	0.33	3-3/8	4	1/4	1-5/8	2.36	159.87	167.14	6
8 x 6	8-5/8	219	6-7/8	175	6	152	0.40	3-1/16	3	1/4	1-5/8	2.28	135.56	150.85	7
9 x 6	9-5/8	244	6-7/8	175	6	152	0.40	3-5/8	3	1/4	1-5/8	2.47	150.26	165.87	7
10 x 6	10-5/8	270	6-7/8	175	6	152	0.40	4-1/8	3	1/4	1-5/8	2.67	170.69	185.62	7
11 x 6	11-5/8	295	6-7/8	175	6	152	0.40	3	4	1/4	1-5/8	2.87	185.18	200.36	7
12 x 6	12-5/8	321	6-7/8	175	6	152	0.40	3-3/8	4	1/4	1-5/8	3.05	200.37	220.58	7
13 x 6	13-5/8	346	6-7/8	175	6	152	0.40	3-5/8	4	1/4	1-5/8	3.25	220.78	240.48	7
12 x 7	12-7/8	327	7-7/8	200	7	178	0.42	3-3/8	4	5/16	2	4.85	269.24	298.12	8
13 x 7	13-7/8	352	7-7/8	200	7	178	0.42	3-5/8	4	5/16	2	5.50	292.51	323.22	8
14 x 7	14-7/8	378	7-7/8	200	7	178	0.42	3	5	5/16	2	5.75	315.77	350.58	8
15 x 7	15-7/8	403	7-7/8	200	7	178	0.42	3-1/4	5	5/16	2	5.85	346.64	383.38	8
16 x 7	16-7/8	429	7-7/8	200	7	178	0.42	2-7/8	6	5/16	2	5.95	377.41	415.14	8
11 x 8	11-7/8	302	8-7/8	225	8-1/4	210	0.50	3	4	5/16	2	6.02	340.02	374.70	9
12 x 8	12-7/8	327	8-7/8	225	8-1/4	210	0.50	3-3/8	4	5/16	2	5.95	373.00	411.05	9
13 x 8	13-7/8	352	8-7/8	225	8-1/4	210	0.50	3-5/8	4	5/16	2	6.30	404.85	446.15	9
14 x 8	14-7/8	378	8-7/8	225	8-1/4	210	0.50	3	5	5/16	2	6.55	436.80	481.35	9
16 x 8	17	432	9-1/4	235	7-5/8	194	0.50	2-7/8	6	5/16	2-1/2	7.40	512.57	566.39	9
18 x 8	19	483	9-1/4	235	7-5/8	194	0.50	3-1/8	6	5/16	2-1/2	8.08	567.49	627.08	9

Disclaimer: Weights, dimensions, & capacities are estimated. Actual measurements may vary. For tight tolerances or additional / updated information, please contact Maxi-Lift. Some sizes are made to order.

■ - Indicates TIGER-TUFF punch pattern differs from HD-MAX.

### OTHER CONSIDERATIONS

**ENGINEERING:** Please see Engineering section of catalog for detailed engineering, speed and capacity information.

**DRILLING:** Elevator Buckets are manufactured without a drill pattern. Special drilling or punching can be accommodated upon customer request. \*Mounting Holes drilled 1/32 to 1/16 over bolt diameter for easier installation.

**VENTING:** Available as needed. See venting options in this catalog.

**DIGGER BUCKETS:** Use slightly larger metal digger elevator buckets to help loosen material in the elevator boot section that has set up or hardened, thereby reducing abrasion on the plastic buckets. Call for details on Metal Digger elevator bucket options.

**SPACING:** See elevator bucket spacing details in the Tiger-Tuff® chart (depending on materials and speeds, smaller and larger spacing may be used).

**INSTALLATION:** Use a #1 standard elevator bolt or Sabre-Tooth elevator bolt for installation. Designed to be used with fender or flat and lock washers and hex or locking nuts. If buckets are being installed on chain, use hex head bolts, nuts and washers. A locking device should always be used.

**FDA:** Both the urethane and polyethylene are designed to FDA specifications for direct contact with food products.

**USABLE CAPACITY:** Under normal usage, the Tiger-Tuff® elevator bucket will carry and deliver +5° of the water level cubic inch capacity.

Maxi-Lift recommends that water level capacity be used for design and engineering purposes.

**AVAILABILITY:** Some sizes may not be stocked in nylon or urethane and will only be available by special order. Minimum quantities will apply.

# TIGER-CC® MAXIMUM DUTY

High Speed Centrifugal Discharge 210 - 900 FPM

## THE MAXI-LIFT TIGER-CC




**TIGER-CC**  
MAXIMUM DUTY ELEVATOR BUCKETS®

### UPGRADE TO THE TOUGHEST ELEVATOR BUCKET

**RUGGED, RESILIENT, RELIABLE:**  
FOR THOSE WHO DON'T HAVE TIME TO BE DOWN

**DESIGNED FOR THE TOUGHEST APPLICATIONS:**  
PORT FACILITIES, RIVER TERMINALS, ETHANOL  
AND PROCESSING PLANTS

**ENGINEERED FOR ULTIMATE RELIABILITY:**  
REINFORCED WEAR POINTS MAKE THE TIGER-  
CC STRONGER EVERYWHERE IT COUNTS



® The color orange, as applied to buckets, is a registered trademark of Maxi-Lift, Inc.

#### FEATURES & BENEFITS

- Traditional CC Style w/ High Sides and Breaks in the Bottom of Bucket
- Thicker Corners
- Thicker Walls, Heavy Front Lip for Digging
- Cleaner Discharge
- Heat, Impact & Abrasion Resistant
- Non-Corrosive, Non-Sparking
- Extends Bucket Life
- Increases Elevator Capacity
- Lowers Elevator Maintenance
- Decreases Elevator Down Time



Reinforced Corners



Heavy Front Lip



Traditional CC Breaks



Thick Back Wall



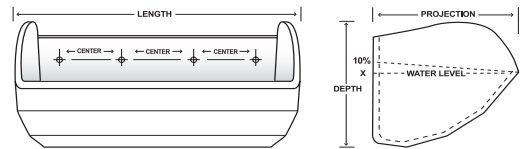
# TIGER-CC® MAXIMUM DUTY

High Speed Centrifugal Discharge 210 - 900 FPM



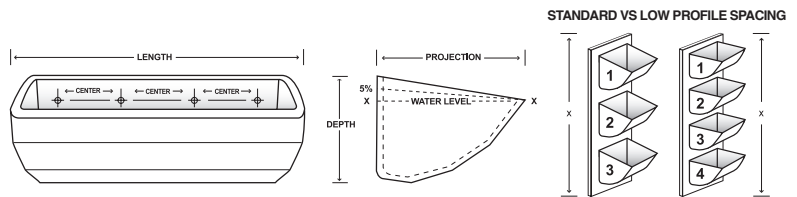
## TIGER-CC® STANDARD PROFILE

The **TIGER-CC** Maximum Duty Elevator Buckets were designed to combine the style of the traditional CC elevator bucket with the ruggedness and toughness of the **TIGER-TUFF** elevator bucket. This will increase bucket life and provide less breakage and more capacity. The most common applications include grain, fertilizers, pellets, corn, wheat, soybeans and other agricultural and light industrial applications. Minimum spacing is nominal projection plus (+) 1".







## TIGER-CC® LOW PROFILE

The **TIGER-CC** Low Profile Maximum Duty Elevator Bucket has a reduced height modification for closer vertical spacing on the belt. The low profile system allows more buckets per foot of elevator belt. When upgrading to **TIGER-CC** Low Profile buckets, horsepower requirements must be evaluated due to increased capacity. Low profile spacing is projection minus (-) 1".



## AVAILABLE MATERIALS

	POLYETHYLENE	NYLON	URETHANE	FDA NYLON
<b>Color</b>	 Orange	 Tan	 Green	 White
<b>Application</b>	Grain & Food Products	Hot, high impact, abrasive dense products	Heavy abrasion, sticky materials	Hot, high impact, abrasive food grade products
<b>Temperature Range</b>	-60° F to + 180° F (210° F Intermittent)	-60° F to + 300° F (350° F Intermittent)	-60° F to + 180° F (210° F Intermittent)	-60° F to + 300° F
<b>FDA Approved Material</b>	Yes	No	Yes	Yes
<b>Comments</b>	Economical, high density polyethylene. FDA approved material for handling food grade products.	Best for high heat applications, with tough impact and abrasion needs.	Most flexible and abrasion resistant. Resists product sticking and sharp cutting particles.	Best for high heat food grade applications, with tough impact and abrasion needs.

## APPLICATIONS



**FOOD**  
Barley, Beans, Corn, Cotton Seed, Coffee, Flour, Grains, Nuts, Rice, Sunflower, Oats, Salt, Sugar, Wheat, etc.



**FEED**  
Bone Meal, Pellets, Meat Scrap, etc.

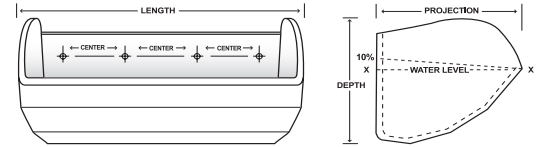


**OTHER**  
Seeds, Grass Seed, Fertilizer, Perlite, Potash, Sawdust, Minerals, etc.

® The color orange, as applied to elevator buckets, is a registered trademark of Maxi-Lift, Inc.

# TIGER-CC® MAXIMUM DUTY

Standard Profile: Polyethylene



MOUNTING HOLES AND VENTING TO YOUR SPECIFICATIONS

® The color orange, as applied to elevator buckets, is a registered trademark of Maxi-Lift, Inc.

## TIGER-CC® Maximum Duty: Polyethylene

BUCKET SIZE	BUCKET SIZE							PUNCHING, IN.				WEIGHT, LBS.	CAPACITY, CU. IN.		
	Length		Projection		Depth		Back Wall Thickness	Centers	# of Holes	Bolt Size	Top Down	HDPE	Water Level	Water Level +10%	Std Spacing
	in.	mm	in.	mm	in.	mm									
10 x 7	10-7/8	276	8-1/8	206	6-7/8	174	0.50	4-1/8	3	5/16	2-3/16	3.60	217	239	8
11 x 7	11-7/8	301	8-1/8	206	6-7/8	174	0.50	3	4	5/16	2-3/16	3.85	236	260	8
12 x 7	12-7/8	327	8-1/8	206	6-7/8	174	0.50	3-3/8	4	5/16	2-3/16	4.04	258	284	8
13 x 7	13-7/8	352	8-1/8	206	6-7/8	174	0.50	3-5/8	4	5/16	2-3/16	4.30	300	330	8
14 x 7	14-7/8	377	8-1/8	206	6-7/8	174	0.50	3	5	5/16	2-3/16	4.54	313	344	8
15 x 7	15-7/8	403	8-1/8	206	6-7/8	174	0.50	3-1/4	5	5/16	2-3/16	4.78	339	373	8
16 x 7	16-7/8	428	8-1/8	206	6-7/8	174	0.50	2-7/8	6	5/16	2-3/16	4.99	352	387	8
12 x 8	12-7/8	327	9-1/4	235	8-7/8	225	0.55	3-3/8	4	5/16	2	4.90	366	403	9
14 x 8	14-7/8	377	9-1/4	235	8-7/8	225	0.55	3	5	5/16	2	5.40	430	473	9
16 x 8	16-7/8	428	9-1/4	235	8-7/8	225	0.55	2-7/8	6	5/16	2	5.90	510	561	9
18 x 8	18-7/8	479	9-1/4	235	8-7/8	225	0.55	3-1/8	6	5/16	2	6.60	560	616	9
20 x 8	20-7/8	530	9-1/4	235	8-7/8	225	0.55	3-1/2	6	5/16	2	7.20	655	720	9
18 x 10	19	481	11-1/2	292	10-3/8	264	0.70	3-1/8	6	3/8	2-1/4	11.56	915	1005	11
20 x 10	21	533	11-1/2	292	10-3/8	264	0.70	3-1/2	6	3/8	2-1/4	12.20	1005	1106	11
22 x 10	23	584	11-1/2	292	10-3/8	264	0.70	4	6	3/8	2-1/4	13.00	1105	1216	11
23 x 10	24	609	11-1/2	292	10-3/8	264	0.70	3-3/8	7	3/8	2-1/4	13.50	1155	1271	11
24 x 10	25	635	11-1/2	292	10-3/8	264	0.70	3-1/2	7	3/8	2-1/4	14.00	1206	1327	11
25 x 10	26	660	11-1/2	292	10-3/8	264	0.70	3-5/8	7	3/8	2-1/4	14.40	1256	1381	11
26 x 10	27	685	11-1/2	292	10-3/8	264	0.70	3-7/8	7	3/8	2-1/4	14.80	1306	1437	11
28 x 10	29	737	11-1/2	292	10-3/8	264	0.70	3-5/8	8	3/8	2-1/4	15.80	1400	1540	11
18 x 12	19	483	13-1/2	343	12-1/8	308	0.75	3-1/8	6	3/8	2-1/8	16.20	1222	1344	13
20 x 12	21	533	13-1/2	343	12-1/8	308	0.75	3-1/2	6	3/8	2-1/8	17.60	1366	1502	13
22 x 12	23	584	13-1/2	343	12-1/8	308	0.75	4	6	3/8	2-1/8	18.80	1509	1660	13
24 x 12	25	635	13-1/2	343	12-1/8	308	0.75	3-1/2	7	3/8	2-1/8	19.70	1652	1817	13

NEW

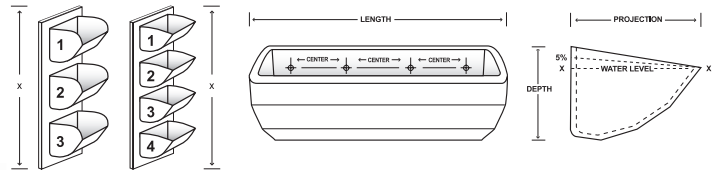
Disclaimer: Weights, dimensions, & capacities are estimated. Actual measurements may vary. For tight tolerances or additional / updated information, please contact Maxi-Lift. Some sizes are made to order.

® 5,343,839 The color orange, as it relates to buckets for agricultural and light industrial elevator type conveyors is a United States registered trademark of Maxi-Lift Inc. TMA986,627 The color orange, as it relates to buckets for agricultural and light industrial elevator type conveyors is a Canadian registered trademark of Maxi-Lift Inc.

## High Speed Centrifugal Discharge 210 - 900 FPM

# TIGER-CC® MAXIMUM DUTY

## Low Profile: Polyethylene, Nylon, Urethane



® The color orange, as applied to elevator buckets, is a registered trademark of Maxi-Lift, Inc.

STANDARD VS LOW PROFILE SPACING

MOUNTING HOLES AND VENTING TO YOUR SPECIFICATIONS

### TIGER-CC® Maximum Duty Low Profile

BUCKET SIZE	BUCKET SIZE							PUNCHING, IN.				WEIGHT, LBS.			CAPACITY, CU. IN.		
	Length		Projection		Depth		Back Wall Thickness	Centers	# of Holes	Bolt Size	Top Down	HDPE	Nylon	Uret	Water Level	Water Level +5%	Std Spacing
	in.	mm	in.	mm	in.	mm											
10 x 7	10-7/8	276	8-1/8	206	5-3/4	146	0.50	4-1/8	3	5/16	1	3.08	-	-	217	228	6
11 x 7	11-7/8	301	8-1/8	206	5-3/4	146	0.50	3	4	5/16	1	3.35	-	-	236	248	6
12 x 7	12-7/8	327	8-1/8	206	5-3/4	146	0.50	3-3/8	4	5/16	1	3.56	-	-	258	271	6
13 x 7	13-7/8	352	8-1/8	206	5-3/4	146	0.50	3-5/8	4	5/16	1	3.75	-	-	300	315	6
14 x 7	14-7/8	377	8-1/8	206	5-3/4	146	0.50	3	5	5/16	1	4.02	-	-	313	329	6
15 x 7	15-7/8	403	8-1/8	206	5-3/4	146	0.50	3-1/4	5	5/16	1	4.22	-	-	339	356	6
16 x 7	16-7/8	428	8-1/8	206	5-3/4	146	0.50	2-7/8	6	5/16	1	4.43	-	-	352	370	6
12 x 8	12-7/8	327	9-1/4	235	6-3/4	171	0.55	3-3/8	4	5/16	1	4.20	-	-	366	384	7
14 x 8	14-7/8	377	9-1/4	235	6-3/4	171	0.55	3	5	5/16	1	4.80	-	-	430	452	7
16 x 8	16-7/8	428	9-1/4	235	6-3/4	171	0.55	2-7/8	6	5/16	1	5.20	-	-	510	536	7
18 x 8	18-7/8	479	9-1/4	235	6-3/4	171	0.55	3-1/8	6	5/16	1	5.70	-	-	560	588	7
20 x 8	20-7/8	530	9-1/4	235	6-3/4	171	0.55	3-1/2	6	5/16	1	6.30	7.13	8.38	655	688	7
18 x 10	19	481	11-1/2	292	8-3/4	222	0.7	3-1/8	6	3/8	1	10.50	-	-	915	960	9
20 x 10	21	533	11-1/2	292	8-3/4	222	0.70	3-1/2	6	3/8	1	11.10	-	-	1005	1055	9
22 x 10	23	584	11-1/2	292	8-3/4	222	0.70	4	6	3/8	1	12.00	-	-	1105	1160	9
23 x 10	24	609	11-1/2	292	8-3/4	222	0.70	3-3/8	7	3/8	1	12.40	-	-	1155	1213	9
24 x 10	25	635	11-1/2	292	8-3/4	222	0.70	3-1/2	7	3/8	1	12.80	-	-	1206	1266	9
25 x 10	26	660	11-1/2	292	8-3/4	222	0.70	3-5/8	7	3/8	1	13.20	-	-	1256	1318	9
26 x 10	27	685	11-1/2	292	8-3/4	222	0.70	3-7/8	7	3/8	1	13.60	-	-	1306	1371	9
28 x 10	29	737	11-1/2	292	8-3/4	222	0.70	3-5/8	8	3/8	1	14.50	-	-	1400	1470	9
18 x 12	19	483	13-1/2	343	10	254	0.75	3-1/8	6	3/8	1-1/4	14.50	-	-	1222	1283	11
20 x 12	21	533	13-1/2	343	10	254	0.75	3-1/2	6	3/8	1-1/4	15.80	-	-	1366	1434	11
22 x 12	23	584	13-1/2	343	10	254	0.75	4	6	3/8	1-1/4	16.80	-	-	1509	1584	11
24 x 12	25	635	13-1/2	343	10	254	0.75	3-1/2	7	3/8	1-1/4	17.60	-	-	1652	1735	11

NEW

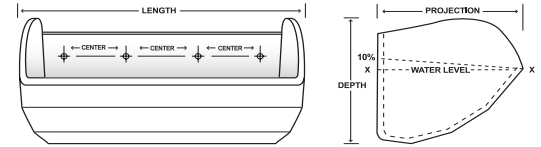
Disclaimer: Weights, dimensions, & capacities are estimated. Actual measurements may vary. For tight tolerances or additional / updated information, please contact Maxi-Lift. Some sizes are made to order. Low profile spacing is Projection minus (-) 1 inch.

® 5,343,839 The color orange, as it relates to buckets for agricultural and light industrial elevator type conveyors is a United States registered trademark of Maxi-Lift Inc. TMA986,627 The color orange, as it relates to buckets for agricultural and light industrial elevator type conveyors is a Canadian registered trademark of Maxi-Lift Inc.

### High Speed Centrifugal Discharge 210 - 900 FPM

# TIGER-CC® MAXIMUM DUTY

Standard Profile: Nylon



MOUNTING HOLES AND VENTING TO YOUR SPECIFICATIONS

## TIGER-CC® Maximum Duty: Nylon

BUCKET SIZE								PUNCHING, IN.				WEIGHT, LBS.	CAPACITY, CU. IN.		
BUCKET SIZE	Length		Projection		Depth		Back Wall Thickness	Centers	# of Holes	Bolt Size	Top Down	Nylon	Water Level	Water Level +10%	Std Spacing
	in.	mm	in.	mm	in.	mm									
10 x 7	10-7/8	276	8-1/8	206	6-7/8	174	0.50	4-1/8	3	5/16	2-3/16	4.18	217	239	8
11 x 7	11-7/8	301	8-1/8	206	6-7/8	174	0.50	3	4	5/16	2-3/16	4.47	236	260	8
12 x 7	12-7/8	327	8-1/8	206	6-7/8	174	0.50	3-3/8	4	5/16	2-3/16	4.69	258	284	8
13 x 7	13-7/8	352	8-1/8	206	6-7/8	174	0.50	3-5/8	4	5/16	2-3/16	4.99	300	330	8
14 x 7	14-7/8	377	8-1/8	206	6-7/8	174	0.50	3	5	5/16	2-3/16	5.27	313	344	8
15 x 7	15-7/8	403	8-1/8	206	6-7/8	174	0.50	3-1/4	5	5/16	2-3/16	5.54	339	373	8
16 x 7	16-7/8	428	8-1/8	206	6-7/8	174	0.50	2-7/8	6	5/16	2-3/16	5.79	352	387	8
12 x 8	12-7/8	327	9-1/4	235	8-7/8	225	0.55	3-3/8	4	5/16	2	5.68	366	403	9
14 x 8	14-7/8	377	9-1/4	235	8-7/8	225	0.55	3	5	5/16	2	6.26	430	473	9
16 x 8	16-7/8	428	9-1/4	235	8-7/8	225	0.55	2-7/8	6	5/16	2	6.84	510	561	9
18 x 8	18-7/8	479	9-1/4	235	8-7/8	225	0.55	3-1/8	6	5/16	2	7.66	560	616	9
20 x 8	20-7/8	530	9-1/4	235	8-7/8	225	0.55	3-1/2	6	5/16	2	8.35	655	720	9
18 x 10	19	481	11-1/2	292	10-3/8	264	0.70	3-1/8	6	3/8	2-1/4	13.41	915	1005	11
20 x 10	21	533	11-1/2	292	10-3/8	264	0.70	3-1/2	6	3/8	2-1/4	14.20	1005	1106	11
22 x 10	23	584	11-1/2	292	10-3/8	264	0.70	4	6	3/8	2-1/4	15.08	1105	1216	11
23 x 10	24	609	11-1/2	292	10-3/8	264	0.70	3-3/8	7	3/8	2-1/4	15.66	1155	1271	11
24 x 10	25	635	11-1/2	292	10-3/8	264	0.70	3-1/2	7	3/8	2-1/4	16.23	1206	1327	11
25 x 10	26	660	11-1/2	292	10-3/8	264	0.70	3-5/8	7	3/8	2-1/4	16.70	1256	1381	11
26 x 10	27	685	11-1/2	292	10-3/8	264	0.70	3-7/8	7	3/8	2-1/4	17.17	1306	1437	11
28 x 10	29	737	11-1/2	292	10-3/8	264	0.70	3-5/8	8	3/8	2-1/4	18.13	1400	1540	11
18 x 12	19	483	13-1/2	343	12-1/8	308	0.75	3-1/8	6	3/8	2-1/8	18.80	1222	1344	13
20 x 12	21	533	13-1/2	343	12-1/8	308	0.75	3-1/2	6	3/8	2-1/8	20.40	1366	1502	13
22 x 12	23	584	13-1/2	343	12-1/8	308	0.75	4	6	3/8	2-1/8	21.80	1509	1660	13
24 x 12	25	635	13-1/2	343	12-1/8	308	0.75	3-1/2	7	3/8	2-1/8	22.90	1652	1817	13

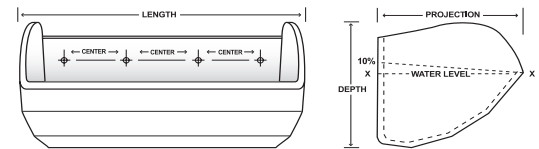
NEW

Disclaimer: Weights, dimensions, & capacities are estimated. Actual measurements may vary. For tight tolerances or additional / updated information, please contact Maxi-Lift. Some sizes are made to order.

High Speed Centrifugal Discharge 210 - 900 FPM

# TIGER-CC® MAXIMUM DUTY

Standard Profile: Urethane



MOUNTING HOLES AND VENTING TO YOUR SPECIFICATIONS

## TIGER-CC® Maximum Duty: Urethane

BUCKET SIZE								PUNCHING, IN.				WEIGHT, LBS.	CAPACITY, CU. IN.		
BUCKET SIZE	Length		Projection		Depth		Back Wall Thickness	Centers	# of Holes	Bolt Size	Top Down	Uret	Water Level	Water Level +10%	Std Spacing
	in.	mm	in.	mm	in.	mm									
10 x 7	10-7/8	276	8-1/8	206	6-7/8	174	0.50	4-1/8	3	5/16	2-3/16	4.48	217	239	8
11 x 7	11-7/8	301	8-1/8	206	6-7/8	174	0.50	3	4	5/16	2-3/16	4.79	236	260	8
12 x 7	12-7/8	327	8-1/8	206	6-7/8	174	0.50	3-3/8	4	5/16	2-3/16	5.03	258	284	8
13 x 7	13-7/8	352	8-1/8	206	6-7/8	174	0.50	3-5/8	4	5/16	2-3/16	5.35	300	330	8
14 x 7	14-7/8	377	8-1/8	206	6-7/8	174	0.50	3	5	5/16	2-3/16	5.65	313	344	8
15 x 7	15-7/8	403	8-1/8	206	6-7/8	174	0.50	3-1/4	5	5/16	2-3/16	5.95	339	373	8
16 x 7	16-7/8	428	8-1/8	206	6-7/8	174	0.50	2-7/8	6	5/16	2-3/16	6.21	352	387	8
12 x 8	12-7/8	327	9-1/4	235	8-7/8	225	0.55	3-3/8	4	5/16	2	6.10	366	403	9
14 x 8	14-7/8	377	9-1/4	235	8-7/8	225	0.55	3	5	5/16	2	6.72	430	473	9
16 x 8	16-7/8	428	9-1/4	235	8-7/8	225	0.55	2-7/8	6	5/16	2	7.34	510	561	9

Disclaimer: Weights, dimensions, & capacities are estimated. Actual measurements may vary. For tight tolerances or additional / updated information, please contact Maxi-Lift. Some sizes are made to order.

### OTHER CONSIDERATIONS

**DRILLING:** Elevator buckets are manufactured without a drill pattern. Special drilling or punching can be accommodated upon customer request.

**VENTING:** Available as needed. See venting options in this catalog.

**DIGGER BUCKETS:** Use slightly larger metal digger elevator buckets to help loosen material in the elevator boot section that has set up or hardened, thereby reducing abrasion on the plastic buckets. Call for details on Metal Digger elevator bucket options.

**SPACING:** See elevator bucket spacing details in the size chart (depending on materials and speeds, smaller and larger spacing may be used).

**INSTALLATION:** Use a #1 standard elevator bolt or Sabre-Tooth elevator bolt for installation. Designed to be used with fender or flat and lock washers and hex or locking nuts. If buckets are being installed on chain, use hex head bolts, nuts and washers.

**FDA:** Both the urethane and polyethylene are designed to FDA specifications for direct contact with food products.

**AVAILABILITY:** Some sizes may not be stocked in nylon or urethane and will only be available by special order. Minimum quantities will apply.

High Speed Centrifugal Discharge 210 - 900 FPM

# HD-MAX® HEAVY DUTY

High Speed Centrifugal Discharge 210 - 900 FPM

## THE MAXI-LIFT HD-MAX

UPGRADE TO THE BUCKET  
THAT DEFINES "HEAVY DUTY"

**HIGHER CAPACITY MEANS HD-MAX:**  
THE HD-MAX WILL HELP YOU ELEVATE  
MORE MATERIAL FASTER TO MEET YOUR  
HIGHER CAPACITY DEMANDS.

**ENGINEERED WITH THICKER FRONT LIP:**  
WHEN BUCKET WEAR IS AN ISSUE, THE  
HD-MAX GIVES YOU LONGER LIFE AT A MORE  
ECONOMICAL PRICE.


**PERFORMANCE BY DESIGN:**  
EARLESS SIDES AND SMOOTH BOTTOM GIVE  
EXCELLENT CUP FILL & DISCHARGE.

### FEATURES & BENEFITS


- Thicker Walls, Heavy Front Lip for Digging
- High Impact & Abrasion Resistant
- Non-Corrosive, Non-Sparking
- Extends Bucket Life
- Increases Elevator Capacity
- Cleaner Discharge
- Lowers Elevator Maintenance
- Decreases Elevator Down Time



© The color red, as applied to elevator buckets, is a registered trademark of Maxi-Lift, Inc.



Heavy Duty Construction



Reinforced Side Walls



Reinforced Corners



Heavy Front Lip

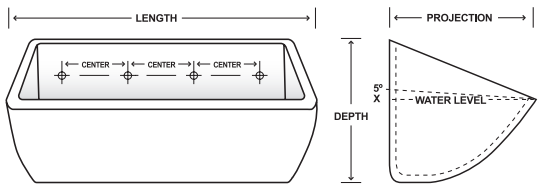
# HD-MAX<sup>®</sup> HEAVY DUTY

High Speed Centrifugal Discharge 210 - 900 FPM



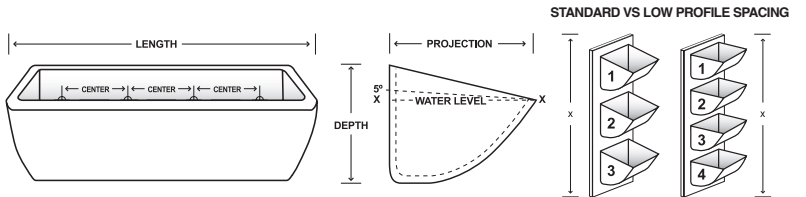
## HD-MAX<sup>®</sup> HEAVY DUTY: STANDARD PROFILE

The **HD-MAX Heavy Duty** elevator bucket is engineered to exceed the performance requirements of a standard bucket. This bucket is designed with thicker walls and a reinforced front lip to increase bucket life and reduce breakage. Replacing existing standard duty buckets with the **HD-MAX** will create longer bucket life and less frequent replacements. The most common applications include grain, fertilizer, pellets, corn, wheat, soybeans and other agricultural applications. Minimum spacing is nominal projection plus (+) 1".







## HD-MAX<sup>®</sup> HEAVY DUTY: LOW PROFILE

The **HD-MAX Low Profile** bucket has a reduced height modification for closer vertical spacing on the belt. The low profile system allows more buckets per foot of elevator belt. When upgrading to **HD-MAX Heavy Duty Low Profile** buckets, horsepower requirements must be evaluated due to increased capacity. Low profile spacing is projection minus (-) 1".



### AVAILABLE MATERIALS

	POLYETHYLENE	NYLON	URETHANE	FDA NYLON
<b>Color</b>	 Red	 Tan	 Green	 White
<b>Application</b>	Grain & Food Products	Hot, high impact, abrasive dense products	Heavy abrasion, sticky materials	Hot, high impact, abrasive food grade products
<b>Temperature Range</b>	-60° F to + 180° F (210° F Intermittent)	-60° F to + 300° F (350° F Intermittent)	-60° F to + 180° F (210° F Intermittent)	-60° F to + 300° F
<b>FDA Approved Material</b>	Yes	No	Yes	Yes
<b>Comments</b>	Economical, high density polyethylene. FDA approved material for handling food grade products.	Best for high heat applications, with tough impact and abrasion needs.	Most flexible and abrasion resistant. Resists product sticking and sharp cutting particles.	Best for high heat food grade applications, with tough impact and abrasion needs.

### APPLICATIONS



**FOOD**  
Barley, Beans, Corn, Cotton Seed, Coffee, Flour, Grains, Nuts, Rice, Sunflower, Oats, Salt, Sugar, Wheat, etc.



**FEED**  
Bone Meal, Pellets, Meat Scrap, etc.



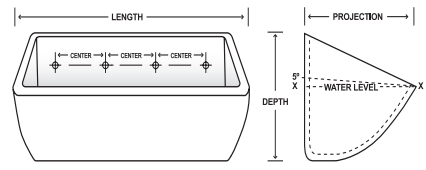
**OTHER**  
Seeds, Grass Seed, Fertilizer, Perlite, Potash, Sawdust, Minerals, etc.

# HD-MAX® HEAVY DUTY

Standard Profile: Polyethylene



® The color red, as applied to elevator buckets, is a registered trademark of Maxi-Lift, Inc.



MOUNTING HOLES AND VENTING TO YOUR SPECIFICATIONS

## HD-MAX® Heavy Duty: Polyethylene

BUCKET SIZE	BUCKET SIZE							PUNCHING, IN.				WEIGHT, LBS.	CAPACITY, CU. IN.		
	Length		Projection		Depth		Back Wall Thickness	Centers	# of Holes	Bolt Size	Top Down	HDPE	Water Level	Usable 5 Deg.	Std Spacing
in.	mm	in.	mm	in.	mm										
3 x 2	3-1/4	83	2-5/16	59	2-1/4	57	0.17	1-3/4	2	1/4	7/8	0.12	6.71	7.93	3
4 x 3	4-3/8	111	3-1/4	83	3	76	0.17	2-1/4	2	1/4	7/8	0.22	15.26	17.70	4
5 x 4	5-1/4	133	4-1/2	114	4	102	0.30	3-3/16	2	1/4	1-1/8	0.47	36.20	39.82	5
6 x 4	6-1/4	159	4-1/2	114	4	102	0.30	4-3/8	2	1/4	1-1/8	0.56	44.20	49.58	5
7 x 4	7-1/4	184	4-1/2	114	4	102	0.30	2-5/8	3	1/4	1-1/8	0.66	51.31	57.01	5
6 x 5	6-3/8	162	5-5/8	143	5	127	0.30	4-3/8	2	1/4	1-5/8	0.88	67.20	73.98	6
7 x 5	7-3/8	187	5-5/8	143	5	127	0.30	2-5/8	3	1/4	1-5/8	0.98	79.72	89.24	6
8 x 5	8-3/8	213	5-5/8	143	5	127	0.30	3-1/16	3	1/4	1-5/8	1.15	102.85	115.85	6
9 x 5	9-3/8	238	5-5/8	143	5	127	0.30	3-1/2	3	1/4	1-5/8	1.20	107.37	121.27	6
10 x 5	10-1/4	260	5-5/8	143	5	127	0.30	4	3	1/4	1-5/8	1.26	121.30	138.89	6
12 x 5	12-1/4	311	5-5/8	143	5	127	0.30	3-3/8	4	1/4	1-5/8	1.55	159.87	167.14	6
8 x 6	8-3/8	213	6-5/8	168	6	152	0.30	3-1/16	3	1/4	1-5/8	1.35	135.56	150.85	7
9 x 6	9-3/8	238	6-5/8	168	6	152	0.30	3-1/2	3	1/4	1-5/8	1.53	150.26	165.87	7
10 x 6	10-3/8	264	6-5/8	168	6	152	0.30	4	3	1/4	1-5/8	1.64	170.69	185.62	7
11 x 6	11-3/8	289	6-5/8	168	6	152	0.30	3	4	1/4	1-5/8	1.82	185.18	200.36	7
12 x 6	12-3/8	314	6-5/8	168	6	152	0.30	3-3/8	4	1/4	1-5/8	1.89	200.37	220.58	7
13 x 6	13-3/8	340	6-5/8	168	6	152	0.30	3-5/8	4	1/4	1-5/8	2.04	220.78	240.48	7
10 x 7	10-1/2	267	7-3/4	197	7-1/8	181	0.33	4	3	5/16	1-7/8	2.35	240.91	264.59	8
11 x 7	11-1/2	292	7-3/4	197	7-1/8	181	0.33	3	4	5/16	1-7/8	2.55	269.32	292.41	8
12 x 7	12-1/2	318	7-3/4	197	7-1/8	181	0.33	3-3/8	4	5/16	1-7/8	2.73	292.41	319.63	8
13 x 7	13-1/2	343	7-3/4	197	7-1/8	181	0.33	3-5/8	4	5/16	1-7/8	2.89	344.20	356.40	8
14 x 7	14-1/2	368	7-3/4	197	7-1/8	181	0.33	3	5	5/16	1-7/8	3.10	356.40	389.90	8
15 x 7	15-1/2	394	7-3/4	197	7-1/8	181	0.33	3-1/4	5	5/16	1-7/8	3.23	379.50	408.20	8
16 x 7	16-1/2	419	7-3/4	197	7-1/8	181	0.33	3-1/2	5	5/16	1-7/8	3.37	406.40	432.00	8
10 x 8	10-1/2	267	8-3/4	222	8	203	0.40	4-1/8	3	5/16	2	2.89	328.52	353.97	9
11 x 8	11-1/2	292	8-3/4	222	8	203	0.40	3-1/8	4	5/16	2	3.17	358.11	388.30	9
12 x 8	12-1/2	318	8-3/4	222	8	203	0.40	3-3/8	4	5/16	2	3.46	390.67	423.22	9
14 x 8	14-1/2	368	8-3/4	222	8	203	0.40	3	5	5/16	2	3.86	465.00	502.80	9
15 x 8	15-1/2	394	8-3/4	222	8	203	0.40	3-1/4	5	5/16	2	4.06	511.30	541.90	9
16 x 8	16-1/2	419	8-3/4	222	8	203	0.40	3-1/2	5	5/16	2	4.26	543.10	571.10	9
18 x 8	18-1/2	470	8-3/4	222	8	203	0.40	3-1/8	6	5/16	2	4.66	610.20	648.00	9

Disclaimer: Weights, dimensions, & capacities are estimated. Actual measurements may vary. For tight tolerances or additional / updated information, please contact Maxi-Lift. Some sizes are made to order.

■ - Indicates HD-MAX punch pattern differs from TIGER-TUFF & CC-MAX.

## High Speed Centrifugal Discharge 210 - 900 FPM

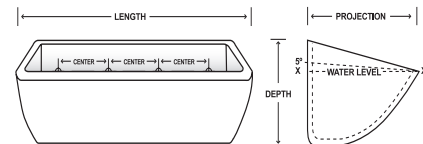
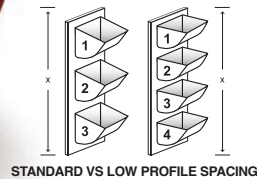


# HD-MAX<sup>®</sup> HEAVY DUTY

Low Profile: Polyethylene, Nylon, Urethane



® The color red, as applied to elevator buckets, is a registered trademark of Maxi-Lift, Inc.



MOUNTING HOLES AND VENTING TO YOUR SPECIFICATIONS

## HD-MAX<sup>®</sup> Heavy Duty Low Profile

BUCKET SIZE	BUCKET SIZE				PUNCHING, IN.				WEIGHT, LBS.			CAPACITY, CU. IN.					
	Length		Projection		Depth		Back Wall Thickness	Centers	# of Holes	Bolt Size	Top Down	HDPE	Nylon	Uret	Water Level	Usable 5 Deg.	Std Spacing
in.	mm	in.	mm	in.	mm												
3 x 2	3-1/4	83	2-5/16	59	2-1/4	57	0.17	1-3/4	2	1/4	1	0.11	0.13	0.15	6.71	7.93	2-1/4
4 x 3	4-3/8	111	3-1/4	83	2-3/4	70	0.17	2-1/4	2	1/4	1	0.19	0.22	0.29	15.26	17.70	2-3/4
5 x 4	5-1/4	133	4-1/2	114	3-1/4	83	0.30	3-3/16	2	1/4	1	0.42	0.49	0.65	36.20	39.82	3-1/4
6 x 4	6-1/4	159	4-1/2	114	3-1/2	89	0.30	4-3/8	2	1/4	1	0.49	0.57	0.73	44.20	49.58	3-1/2
7 x 4	7-1/4	184	4-1/2	114	3-1/2	89	0.30	2-5/8	3	1/4	1	0.57	0.66	0.86	51.31	57.01	3-1/2
6 x 5	6-3/8	162	5-5/8	143	4	102	0.30	4-3/8	2	1/4	1	0.67	0.76	0.91	67.20	73.98	4
7 x 5	7-3/8	187	5-5/8	143	4	102	0.30	2-5/8	3	1/4	1	0.72	0.84	1.09	79.72	89.24	4
8 x 5	8-3/8	213	5-5/8	143	4	102	0.30	3-1/16	3	1/4	1	1.09	0.87	1.15	102.85	115.85	4
9 x 5	9-3/8	238	5-5/8	143	4	102	0.30	3-1/2	3	1/4	1	1.14	1.15	1.35	107.37	121.27	4
10 x 5	10-1/4	260	5-5/8	143	4-1/2	114	0.30	4	3	1/4	1	1.18	1.37	1.70	121.30	138.89	4-1/2
12 x 5	12-1/4	311	5-5/8	143	4-1/2	114	0.30	3-3/8	4	1/4	1	1.32	1.53	2.06	159.87	167.14	4-1/2
8 x 6	8-3/8	213	6-5/8	168	5	127	0.30	3-1/16	3	1/4	1	1.24	1.41	1.70	135.56	150.85	5
9 x 6	9-3/8	238	6-5/8	168	5	127	0.30	3-1/2	3	1/4	1	1.39	1.59	1.91	150.26	165.87	5
10 x 6	10-3/8	264	6-5/8	168	5	127	0.30	4	3	1/4	1	1.48	1.68	2.02	170.69	185.62	5
11 x 6	11-3/8	289	6-5/8	168	5	127	0.30	3	4	1/4	1	1.66	1.89	2.28	185.18	200.36	5
12 x 6	12-3/8	314	6-5/8	168	5	127	0.30	3-3/8	4	1/4	1	1.73	1.96	2.36	200.37	220.58	5
13 x 6	13-3/8	340	6-5/8	168	5	127	0.30	3-5/8	4	1/4	1	1.86	2.12	2.55	220.78	240.48	5
10 x 7	10-1/2	267	7-3/4	197	6	152	0.33	4	3	5/16	1	2.17	2.47	2.97	240.91	264.59	6
11 x 7	11-1/2	292	7-3/4	197	6	152	0.33	3	4	5/16	1	2.32	2.64	3.18	269.32	292.41	6
12 x 7	12-1/2	318	7-3/4	197	6	152	0.33	3-3/8	4	5/16	1	2.54	2.90	3.48	292.41	319.63	6
13 x 7	13-1/2	343	7-3/4	197	6	152	0.33	3-5/8	4	5/16	1	2.63	3.02	3.55	344.20	356.40	6
14 x 7	14-1/2	368	7-3/4	197	6	152	0.33	3	5	5/16	1	2.85	3.28	3.85	356.40	389.90	6
15 x 7	15-1/2	394	7-3/4	197	6	152	0.33	3-1/4	5	5/16	1	3.01	3.46	4.06	379.50	408.20	6
16 x 7	16-1/2	419	7-3/4	197	6	152	0.33	3-1/2	5	5/16	1	3.12	3.59	4.21	406.40	432.00	6
10 x 8	10-1/2	267	8-3/4	222	6	152	0.40	4-1/8	3	5/16	1	2.58	2.94	3.53	328.52	353.97	7
11 x 8	11-1/2	292	8-3/4	222	6-3/4	171	0.40	3-1/8	4	5/16	1	2.85	3.25	3.90	358.11	388.30	7
12 x 8	12-1/2	318	8-3/4	222	6-3/4	171	0.40	3-3/8	4	5/16	1	3.15	3.59	4.32	390.67	423.22	7
14 x 8	14-1/2	368	8-3/4	222	6-3/4	171	0.40	3	5	5/16	1	3.51	4.04	4.74	465.00	502.80	7
15 x 8	15-1/2	394	8-3/4	222	6-3/4	171	0.40	3-1/4	5	5/16	1	3.67	4.22	4.95	511.30	541.90	7
16 x 8	16-1/2	419	8-3/4	222	6-3/4	171	0.40	3-1/2	5	5/16	1	3.79	4.36	5.12	543.10	571.10	7
18 x 8	18-1/2	470	8-3/4	222	6-3/4	171	0.40	3-1/8	6	5/16	1	4.24	4.88	5.72	610.20	648.00	7

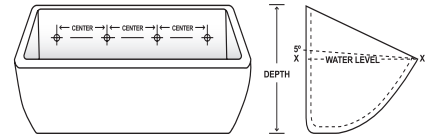
Disclaimer: Weights, dimensions, & capacities are estimated. Actual measurements may vary. For tight tolerances or additional / updated information, please contact Maxi-Lift. Some sizes are made to order. Low profile spacing is Projection minus (-) 1 inch.

■ - Indicates HD-MAX punch pattern differs from TIGER-TUFF & CC-MAX.

## High Speed Centrifugal Discharge 210 - 900 FPM

# HD-MAX® HEAVY DUTY

Standard Profile: Nylon



MOUNTING HOLES AND VENTING TO YOUR SPECIFICATIONS

## HD-MAX® Heavy Duty: Nylon

BUCKET SIZE	BUCKET SIZE							PUNCHING, IN.				WEIGHT, LBS.	CAPACITY, CU. IN.		
	Length		Projection		Depth		Back Wall Thickness	Centers	# of Holes	Bolt Size	Top Down	Nylon	Water Level	Usable 5 Deg.	Std Spacing
	in.	mm	in.	mm	in.	mm									
3 x 2	3-1/4	83	2-5/16	59	2-1/4	57	0.17	1-3/4	2	1/4	7/8	0.15	6.71	7.93	3
4 x 3	4-3/8	111	3-1/4	83	3	76	0.17	2-1/4	2	1/4	7/8	0.25	15.26	17.70	4
5 x 4	5-1/4	133	4-1/2	114	4	102	0.30	3-3/16	2	1/4	1-1/8	0.60	36.20	39.82	5
6 x 4	6-1/4	159	4-1/2	114	4	102	0.30	4-3/8	2	1/4	1-1/8	0.70	44.20	49.58	5
7 x 4	7-1/4	184	4-1/2	114	4	102	0.30	2-5/8	3	1/4	1-1/8	0.80	51.31	57.01	5
6 x 5	6-3/8	162	5-5/8	143	5	127	0.30	4-3/8	2	1/4	1-5/8	0.85	67.20	73.98	6
7 x 5	7-3/8	187	5-5/8	143	5	127	0.30	2-5/8	3	1/4	1-5/8	0.95	79.72	89.24	6
8 x 5	8-3/8	213	5-5/8	143	5	127	0.30	3-1/16	3	1/4	1-5/8	1.30	102.85	115.85	6
9 x 5	9-3/8	238	5-5/8	143	5	127	0.30	3-1/2	3	1/4	1-5/8	1.20	107.37	121.27	6
10 x 5	10-1/4	260	5-5/8	143	5	127	0.30	4	3	1/4	1-5/8	1.40	121.30	138.89	6
12 x 5	12-1/4	311	5-5/8	143	5	127	0.30	3-3/8	4	1/4	1-5/8	1.70	159.87	167.14	6
8 x 6	8-3/8	213	6-5/8	168	6	152	0.30	3-1/16	3	1/4	1-5/8	1.65	135.56	150.85	7
9 x 6	9-3/8	238	6-5/8	168	6	152	0.30	3-1/2	3	1/4	1-5/8	1.75	150.26	165.87	7
10 x 6	10-3/8	264	6-5/8	168	6	152	0.30	4	3	1/4	1-5/8	1.85	170.69	185.62	7
11 x 6	11-3/8	289	6-5/8	168	6	152	0.30	3	4	1/4	1-5/8	2.05	185.18	200.36	7
12 x 6	12-3/8	314	6-5/8	168	6	152	0.30	3-3/8	4	1/4	1-5/8	2.15	200.37	220.58	7
13 x 6	13-3/8	340	6-5/8	168	6	152	0.30	3-5/8	4	1/4	1-5/8	2.35	220.78	240.48	7
10 x 7	10-1/2	267	7-3/4	197	7-1/8	181	0.33	4	3	5/16	1-7/8	2.68	240.91	264.59	8
11 x 7	11-1/2	292	7-3/4	197	7-1/8	181	0.33	3	4	5/16	1-7/8	2.85	269.32	292.41	8
12 x 7	12-1/2	318	7-3/4	197	7-1/8	181	0.33	3-3/8	4	5/16	1-7/8	3.20	292.41	319.63	8
13 x 7	13-1/2	343	7-3/4	197	7-1/8	181	0.33	3-5/8	4	5/16	1-7/8	3.25	344.20	356.40	8
14 x 7	14-1/2	368	7-3/4	197	7-1/8	181	0.33	3	5	5/16	1-7/8	3.45	356.40	389.90	8
15 x 7	15-1/2	394	7-3/4	197	7-1/8	181	0.33	3-1/4	5	5/16	1-7/8	3.71	379.50	408.20	8
16 x 7	16-1/2	419	7-3/4	197	7-1/8	181	0.33	3-1/2	5	5/16	1-7/8	3.90	406.40	432.00	8
10 x 8	10-1/2	267	8-3/4	222	8	203	0.40	4-1/8	3	5/16	2	3.29	328.52	353.97	9
11 x 8	11-1/2	292	8-3/4	222	8	203	0.40	3-1/8	4	5/16	2	3.55	358.11	388.30	9
12 x 8	12-1/2	318	8-3/4	222	8	203	0.40	3-3/8	4	5/16	2	4.00	390.67	423.22	9
14 x 8	14-1/2	368	8-3/4	222	8	203	0.40	3	5	5/16	2	4.35	465.00	502.80	9
15 x 8	15-1/2	394	8-3/4	222	8	203	0.40	3-1/4	5	5/16	2	4.67	511.30	541.90	9
16 x 8	16-1/2	419	8-3/4	222	8	203	0.40	3-1/2	5	5/16	2	4.70	543.10	571.10	9
18 x 8	18-1/2	470	8-3/4	222	8	203	0.40	3-1/8	6	5/16	2	5.10	610.20	648.00	9

Disclaimer: Weights, dimensions, & capacities are estimated. Actual measurements may vary. For tight tolerances or additional / updated information, please contact Maxi-Lift. Some sizes are made to order. Low profile spacing is Projection minus (-) 1 inch.  
 ■ - Indicates HD-MAX punch pattern differs from TIGER-TUFF & CC-MAX.

## OTHER CONSIDERATIONS

**ENGINEERING:** Please see Engineering section for detailed engineering, speed and capacity information.

**DRILLING:** Elevator Buckets are manufactured without a drill pattern. Special drilling or punching can be accommodated upon customer request.

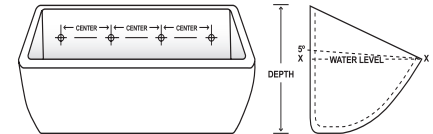
\*Mounting Holes drilled 1/32 to 1/16 over bolt diameter for easier installation.

**VENTING:** Available as needed. See venting options in this catalog.

**DIGGER BUCKETS:** Use slightly larger metal digger elevator buckets to help loosen material in the elevator boot section that has set up or hardened thereby reducing abrasion on the plastic buckets. Call for details on Metal Digger elevator bucket options.

# HD-MAX<sup>®</sup> HEAVY DUTY

Standard Profile: Urethane



MOUNTING HOLES AND VENTING TO YOUR SPECIFICATIONS

## HD-MAX<sup>®</sup> Heavy Duty: Urethane

BUCKET SIZE	BUCKET SIZE							PUNCHING, IN.				WEIGHT, LBS.	CAPACITY, CU. IN.		
	Length		Projection		Depth		Back Wall Thickness	Centers	# of Holes	Bolt Size	Top Down	Uret	Water Level	Usable 5 Deg.	Std Spacing
	in.	mm	in.	mm	in.	mm									
3 x 2	3-1/4	83	2-5/16	59	2-1/4	57	0.17	1-3/4	2	1/4	7/8	0.20	6.71	7.93	3
4 x 3	4-3/8	111	3-1/4	83	3	76	0.17	2-1/4	2	1/4	7/8	0.30	15.26	17.70	4
5 x 4	5-1/4	133	4-1/2	114	4	102	0.30	3-3/16	2	1/4	1-1/8	0.75	36.20	39.82	5
6 x 4	6-1/4	159	4-1/2	114	4	102	0.30	4-3/8	2	1/4	1-1/8	0.85	44.20	49.58	5
7 x 4	7-1/4	184	4-1/2	114	4	102	0.30	2-5/8	3	1/4	1-1/8	0.88	51.31	57.01	5
6 x 5	6-3/8	162	5-5/8	143	5	127	0.30	4-3/8	2	1/4	1-5/8	1.00	67.20	73.98	6
7 x 5	7-3/8	187	5-5/8	143	5	127	0.30	2-5/8	3	1/4	1-5/8	1.15	79.72	89.24	6
8 x 5	8-3/8	213	5-5/8	143	5	127	0.30	3-1/16	3	1/4	1-5/8	1.55	102.85	115.85	6
9 x 5	9-3/8	238	5-5/8	143	5	127	0.30	3-1/2	3	1/4	1-5/8	1.40	107.37	121.27	6
10 x 5	10-1/4	260	5-5/8	143	5	127	0.30	4	3	1/4	1-5/8	1.70	121.30	138.89	6
12 x 5	12-1/4	311	5-5/8	143	5	127	0.30	3-3/8	4	1/4	1-5/8	2.12	159.87	167.14	6
8 x 6	8-3/8	213	6-5/8	168	6	152	0.30	3-1/16	3	1/4	1-5/8	1.95	135.56	150.85	7
9 x 6	9-3/8	238	6-5/8	168	6	152	0.30	3-1/2	3	1/4	1-5/8	2.10	150.26	165.87	7
10 x 6	10-3/8	264	6-5/8	168	6	152	0.30	4	3	1/4	1-5/8	2.30	170.69	185.62	7
11 x 6	11-3/8	289	6-5/8	168	6	152	0.30	3	4	1/4	1-5/8	2.45	185.18	200.36	7
12 x 6	12-3/8	314	6-5/8	168	6	152	0.30	3-3/8	4	1/4	1-5/8	2.65	200.37	220.58	7
13 x 6	13-3/8	340	6-5/8	168	6	152	0.30	3-5/8	4	1/4	1-5/8	2.85	220.78	240.48	7
10 x 7	10-1/2	267	7-3/4	197	7-1/8	181	0.33	4	3	5/16	1-7/8	3.25	240.91	264.59	8
11 x 7	11-1/2	292	7-3/4	197	7-1/8	181	0.33	3	4	5/16	1-7/8	3.45	269.32	292.41	8
12 x 7	12-1/2	318	7-3/4	197	7-1/8	181	0.33	3-3/8	4	5/16	1-7/8	3.80	292.41	319.63	8
13 x 7	13-1/2	343	7-3/4	197	7-1/8	181	0.33	3-5/8	4	5/16	1-7/8	3.85	344.20	356.40	8
14 x 7	14-1/2	368	7-3/4	197	7-1/8	181	0.33	3	5	5/16	1-7/8	4.25	356.40	389.90	8
15 x 7	15-1/2	394	7-3/4	197	7-1/8	181	0.33	3-1/4	5	5/16	1-7/8	4.36	379.50	408.20	8
16 x 7	16-1/2	419	7-3/4	197	7-1/8	181	0.33	3-1/2	5	5/16	1-7/8	4.60	406.40	432.00	8
10 x 8	10-1/2	267	8-3/4	222	8	203	0.40	4-1/8	3	5/16	2	4.10	328.52	353.97	9
11 x 8	11-1/2	292	8-3/4	222	8	203	0.40	3-1/8	4	5/16	2	4.34	358.11	388.30	9
12 x 8	12-1/2	318	8-3/4	222	8	203	0.40	3-3/8	4	5/16	2	4.65	390.67	423.22	9
14 x 8	14-1/2	368	8-3/4	222	8	203	0.40	3	5	5/16	2	5.30	465.00	502.80	9
15 x 8	15-1/2	394	8-3/4	222	8	203	0.40	3-1/4	5	5/16	2	5.55	511.30	541.90	9
16 x 8	16-1/2	419	8-3/4	222	8	203	0.40	3-1/2	5	5/16	2	5.60	543.10	571.10	9
18 x 8	18-1/2	470	8-3/4	222	8	203	0.40	3-1/8	6	5/16	2	-	610.20	648.00	9

Disclaimer: Weights, dimensions, & capacities are estimated. Actual measurements may vary. For tight tolerances or additional / updated information, please contact Maxi-Lift. Some sizes are made to order. Low profile spacing is Projection minus (-) 1 inch.  
 ■ - Indicates HD-MAX punch pattern differs from TIGER-TUFF & CC-MAX.

### OTHER CONSIDERATIONS (Cont).

- SPACING:** See elevator bucket spacing details in the HD-MAX chart (depending on materials and speeds, smaller and larger spacing may be used).
- INSTALLATION:** Use a #1 standard elevator bolt or Sabre-Tooth elevator bolt for installation. Designed to be used with fender or flat and lock washers and hex or locking nuts. If buckets are being installed on chain, use hex head bolts, nuts and washers. A locking device should always be used.
- FDA:** Both the urethane and polyethylene are designed to FDA specifications for direct contact with food products.
- USABLE CAPACITY:** Under normal usage, the HD-MAX plastic elevator bucket will carry and deliver +5° of the water level cubic inch capacity. Maxi-Lift recommends that water level capacity be used for design and engineering purposes.
- AVAILABILITY:** Some sizes may not be stocked in nylon or urethane and will only be available by special order. Minimum quantities will apply.

# CC-MAX® HEAVY DUTY

High Speed Centrifugal Discharge 210 - 900 FPM

U.S. Patent 8,240,070

# THE MAXI-LIFT CC-MAX



## UPGRADE TO THE ULTIMATE CC STYLE BUCKET

**TODAY'S ELEVATORS DEMAND THE  
UPGRADED CC-MAX:**

**ALL THE ADVANTAGES OF THE TRADITIONAL CC STYLE  
WITH THICKER WEAR POINTS**

**PATENTED DESIGN:**

**HIGH ROUNDED SIDES, BREAKS IN THE BOTTOM  
AND A HEAVIER, THICKER FRONT LIP**

**UPGRADE FROM BLUE\* TO GRAY:**

**SET THEM SIDE BY SIDE AND DECIDE FOR YOURSELF**



### FEATURES & BENEFITS


- Thicker Lip - Up to 20%
- Thicker Corners - Up to 20%
- More Capacity - Up to 5%
- Clean Discharge
- High Impact & Abrasion Resistant
- Non-Corrosive, Non-Sparking
- Extends Bucket Life
- Increase & Maintain Capacity Longer
- Decreases Elevator Down Time
- Resists Hang-Ups



Reinforced Construction



Heavy Front Lip



Traditional CC Breaks



Traditional CC Style Ears

\* The color blue, when used in connection with elevator buckets, is a U.S. registered trademark owned by Tapco Inc.

# CC-MAX® HEAVY DUTY

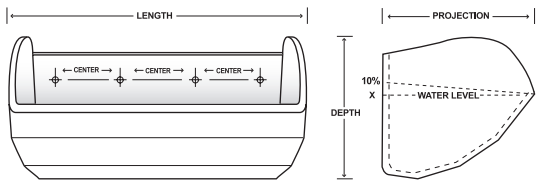
High Speed Centrifugal Discharge 210 - 900 FPM

U.S. Patent 8,240,070



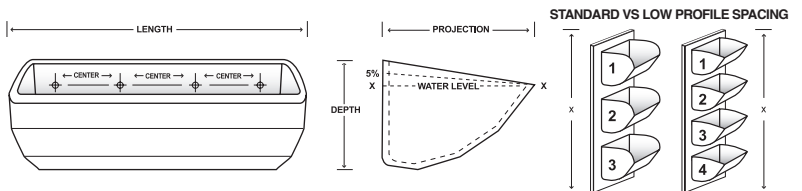
## CC-MAX® STANDARD PROFILE

The **CC-MAX Heavy Duty** elevator bucket is a grade above older CC style buckets. It has the traditional shape, fill and discharge characteristics, with the thicker wear surfaces our buckets are famous for. The result is longer life and greater performance. **CC-MAX** buckets are direct replacements for CC and other standard bucket styles. The most common applications include grain, fertilizer, pellets, corn, wheat, soybeans and other agricultural applications. Minimum spacing is nominal projection plus (+) 1".







## CC-MAX® LOW PROFILE

The **CC-MAX Low-Profile** bucket has a reduced height modification for closer vertical spacing on the belt. The low profile system allows more buckets per foot of elevator belt. When upgrading to **CC-MAX Heavy Duty Low Profile** buckets, horsepower requirements must be evaluated due to increased capacity. Low profile spacing is projection minus (-) 1".



## AVAILABLE MATERIALS

	POLYETHYLENE	NYLON	URETHANE	FDA NYLON
<b>Color</b>	 Gray, White	 Tan	 Green	 White
<b>Application</b>	Grain & Food Products	Hot, high impact, abrasive dense products	Heavy abrasion, sticky materials	Hot, high impact, abrasive food grade products
<b>Temperature Range</b>	-60° F to + 180° F (210° F Intermittent)	-60° F to + 300° F (350° F Intermittent)	-60° F to + 180° F (210° F Intermittent)	-60° F to + 300° F
<b>FDA Approved Material</b>	Yes	No	Yes	Yes
<b>Comments</b>	Economical, high density polyethylene. FDA approved material for handling food grade products.	Best for high heat applications, with tough impact and abrasion needs.	Most flexible and abrasion resistant. Resists product sticking and sharp cutting particles.	Best for high heat food grade applications, with tough impact and abrasion needs.

## APPLICATIONS



**FOOD**  
Barley, Beans, Corn, Cotton Seed, Coffee, Flour, Grains, Nuts, Rice, Sunflower, Oats, Salt, Sugar, Wheat, etc.



**FEED**  
Bone Meal, Pellets, Meat Scrap, etc.

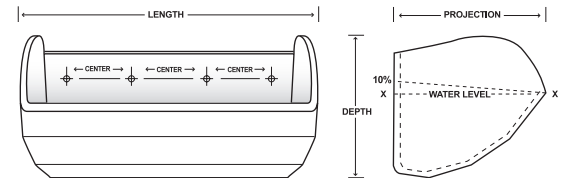


**OTHER**  
Seeds, Grass Seed, Fertilizer, Perlite, Potash, Sawdust, Minerals, etc.

# CC-MAX® HEAVY DUTY

Standard Profile: Polyethylene

U.S. Patent 8,240,070



MOUNTING HOLES AND VENTING TO YOUR SPECIFICATIONS

## CC-MAX® Heavy Duty: Polyethylene

BUCKET SIZE	BUCKET SIZE							PUNCHING, IN.				WEIGHT, LBS.	CAPACITY, CU. IN.		
	Length		Projection		Depth		Back Wall Thickness	Centers	# of Holes	Bolt Size	Top Down	HDPE	Water Level	Water Level +10%	Std Spacing
in.	mm	in.	mm	in.	mm										
5 x 4	5-1/2	140	4-1/2	114	4-1/4	108	0.21	3-3/16	2	1/4	1-7/16	0.53	38.30	42.13	5
6 x 4	6-1/2	165	4-1/2	114	4-1/4	108	0.21	4-3/8	2	1/4	1-7/16	0.58	45.38	49.92	5
7 x 4	7-1/2	191	4-1/2	114	4-1/4	108	0.21	2-11/16	3	1/4	1-7/16	0.65	52.10	57.31	5
6 x 5	6-1/2	165	5-1/2	140	5	127	0.26	4-3/8	2	1/4	1-11/16	0.89	70.87	77.96	6
7 x 5	7-1/2	191	5-1/2	140	5	127	0.26	2-11/16	3	1/4	1-11/16	0.99	80.75	88.83	6
8 x 5	8-1/2	216	5-1/2	140	5	127	0.26	3-1/16	3	1/4	1-11/16	1.10	90.85	99.94	6
9 x 5	9-1/2	241	5-1/2	140	5	127	0.26	3-5/8	3	1/4	1-11/16	1.18	100.99	111.09	6
10 x 5	10-1/2	267	5-1/2	140	5	127	0.26	4-1/8	3	1/4	1-11/16	1.31	114.22	125.64	6
11 x 5	11-1/2	292	5-1/2	140	5	127	0.26	3	4	1/4	1-11/16	1.45	127.44	140.18	6
8 x 6	8-9/16	205	6-5/8	168	6	152	0.27	3-1/16	3	1/4	2	1.40	136.00	149.60	7
9 x 6	9-9/16	243	6-5/8	168	6	152	0.27	3-5/8	3	1/4	2	1.52	149.19	164.11	7
10 x 6	10-9/16	268	6-5/8	168	6	152	0.27	4-1/8	3	1/4	2	1.64	166.89	183.58	7
11 x 6	11-9/16	294	6-5/8	168	6	152	0.27	3	4	1/4	2	1.73	180.62	198.68	7
12 x 6	12-9/16	319	6-5/8	168	6	152	0.27	3-3/8	4	1/4	2	1.91	200.76	220.83	7
13 x 6	13-9/16	345	6-5/8	168	6	152	0.27	3-5/8	4	1/4	2	2.13	215.00	236.50	7
10 x 7	10-9/16	268	7-7/8	200	7	178	0.32	4-1/8	3	5/16	2-3/16	2.35	236.00	259.60	8
11 x 7	11-9/16	294	7-7/8	200	7	178	0.32	3	4	5/16	2-3/16	2.44	247.74	272.52	8
12 x 7	12-9/16	319	7-7/8	200	7	178	0.32	3-3/8	4	5/16	2-3/16	2.63	267.27	293.99	8
13 x 7	13-9/16	344	7-7/8	200	7	178	0.32	3-5/8	4	5/16	2-3/16	2.78	284.60	316.93	8
14 x 7	14-9/16	370	7-7/8	200	7	178	0.32	3	5	5/16	2-3/16	2.94	303.57	333.93	8
15 x 7	15-9/16	395	7-7/8	200	7	178	0.35	3-1/4	5	5/16	2-3/16	3.10	335.00	368.50	8
16 x 7	16-9/16	421	7-7/8	200	7	178	0.35	2-7/8	6	5/16	2-3/16	3.29	350.87	385.95	8
12 x 8	12-9/16	319	8-7/8	225	8-1/4	210	0.35	3-3/8	4	5/16	2	3.25	373.00	409.00	9
13 x 8	13-9/16	344	8-7/8	225	8-1/4	210	0.35	3-5/8	4	5/16	2	3.51	404.00	440.00	9
14 x 8	14-9/16	370	8-7/8	225	8-1/4	210	0.35	3	5	5/16	2	3.76	435.07	478.58	9
16 x 8	16-9/16	421	8-7/8	225	8-1/4	210	0.38	2-7/8	6	5/16	2	4.30	515.62	567.18	9
18 x 8	18-9/16	471	8-7/8	225	8-1/4	210	0.39	3-1/8	6	5/16	2	4.79	580.61	638.67	9
20 x 8	20-9/16	522	8-7/8	225	8-1/4	210	0.42	3-1/2	6	5/16	2	5.85	655.00	720.00	9

Disclaimer: Weights, dimensions, & capacities are estimated. Actual measurements may vary. For tight tolerances or additional / updated information, please contact Maxi-Lift. Some sizes are made to order.

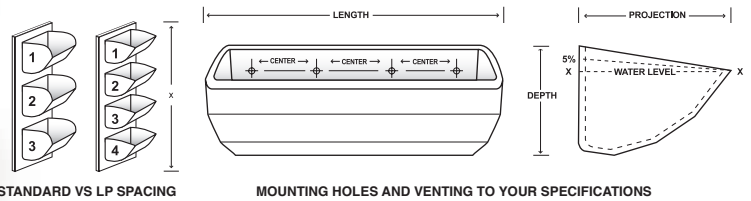
■ - Indicates CC-MAX punch pattern differs from HD-MAX.

High Speed Centrifugal Discharge 210 - 900 FPM

# CC-MAX® HEAVY DUTY

Low Profile: Polyethylene, Nylon, Urethane

U.S. Patent 8,240,070



## CC-MAX® Heavy Duty Low Profile

BUCKET SIZE	BUCKET SIZE				PUNCHING, IN.				WEIGHT, LBS.			CAPACITY, CU. IN.					
	Length in.	mm	Projection in.	mm	Depth in.	mm	Back Wall Thickness	Centers	# of Holes	Bolt Size	Top Down	HDPE	Nylon	Uret	Water Level	Water Level +5%	Std Spacing
5 x 4	5-1/2	140	4-1/2	114	2-3/4	70	0.21	3-3/16	2	1/4	1	0.43	0.49	0.58	38.30	40.22	3
6 x 4	6-1/2	165	4-1/2	114	2-3/4	70	0.21	4-3/8	2	1/4	1	0.50	0.58	0.68	45.38	47.65	3
7 x 4	7-1/2	191	4-1/2	114	2-3/4	70	0.21	2-11/16	3	1/4	1	0.56	0.64	0.76	52.10	54.70	3
6 x 5	6-1/2	165	5-1/2	140	3-3/4	95	0.26	4-3/8	2	1/4	1	0.74	0.85	1	70.87	74.41	4
7 x 5	7-1/2	191	5-1/2	140	3-3/4	95	0.26	2-11/16	3	1/4	1	0.85	0.98	1.15	80.75	84.79	4
8 x 5	8-1/2	216	5-1/2	140	3-3/4	95	0.26	3-1/16	3	1/4	1	0.95	1.09	1.28	90.85	95.39	4
9 x 5	9-1/2	241	5-1/2	140	3-3/4	95	0.26	3-5/8	3	1/4	1	1.01	1.16	1.36	100.99	106.04	4
10 x 5	10-1/2	267	5-1/2	140	3-3/4	95	0.26	4-1/8	3	1/4	1	1.13	1.3	1.53	114.22	119.93	4
11 x 5	11-1/2	292	5-1/2	140	3-3/4	95	0.26	3	4	1/4	1	1.24	1.43	1.67	127.44	133.81	4
8 x 6	8-9/16	205	6-5/8	168	4-3/4	121	0.27	3-1/16	3	1/4	1	1.16	1.33	1.57	136.00	142.00	5
9 x 6	9-9/16	243	6-5/8	168	4-3/4	121	0.27	3-5/8	3	1/4	1	1.28	1.47	1.73	149.19	156.65	5
10 x 6	10-9/16	268	6-5/8	168	4-3/4	121	0.27	4-1/8	3	1/4	1	1.38	1.59	1.86	166.89	175.23	5
11 x 6	11-9/16	294	6-5/8	168	4-3/4	121	0.27	3	4	1/4	1	1.50	1.73	2.03	180.62	189.65	5
12 x 6	12-9/16	319	6-5/8	168	4-3/4	121	0.27	3-3/8	4	1/4	1	1.65	1.9	2.23	200.76	210.79	5
13 x 6	13-9/16	345	6-5/8	168	4-3/4	121	0.27	3-5/8	4	1/4	1	1.77	2.04	2.39	215.00	225.75	5
10 x 7	10-9/16	268	7-7/8	200	5-3/4	146	0.32	4-1/8	3	5/16	1	2.05	2.36	2.77	236.00	247.80	6
11 x 7	11-9/16	294	7-7/8	200	5-3/4	146	0.32	3	4	5/16	1	2.14	2.46	2.89	247.74	260.13	6
12 x 7	12-9/16	319	7-7/8	200	5-3/4	146	0.32	3-3/8	4	5/16	1	2.30	2.65	3.11	267.27	280.63	6
13 x 7	13-9/16	344	7-7/8	200	5-3/4	146	0.32	3-5/8	4	5/16	1	2.42	2.78	3.27	284.60	302.53	6
14 x 7	14-9/16	370	7-7/8	200	5-3/4	146	0.32	3	5	5/16	1	2.54	2.92	3.43	303.57	318.75	6
15 x 7	15-9/16	395	7-7/8	200	5-3/4	146	0.35	3-1/4	5	5/16	1	2.74	3.15	3.7	335.00	351.75	6
16 x 7	16-9/16	421	7-7/8	200	5-3/4	146	0.35	2-7/8	6	5/16	1	2.93	3.37	3.96	350.87	368.41	6
12 x 8	12-9/16	319	8-7/8	225	6-3/4	171	0.35	3-3/8	4	5/16	1	2.96	3.4	4	373.00	391.65	7
13 x 8	13-9/16	344	8-7/8	225	6-3/4	171	0.35	3-5/8	4	5/16	1	3.51	3.8	4.46	404.00	424.20	7
14 x 8	14-9/16	370	8-7/8	225	6-3/4	171	0.35	3	5	5/16	1	3.30	4.36	5.12	435.07	456.83	7
16 x 8	16-9/16	421	8-7/8	225	6-3/4	171	0.38	2-7/8	6	5/16	1	3.79	4.82	5.66	515.62	541.40	7
18 x 8	18-9/16	471	8-7/8	225	6-3/4	171	0.39	3-1/8	6	5/16	1	4.19	6.03	7.07	580.61	609.64	7
20 x 8	20-9/16	522	8-7/8	225	6-3/4	171	0.42	3-1/2	6	5/16	1	5.24	6.73	7.90	655.00	688.00	7

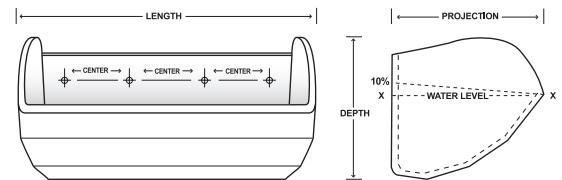
Disclaimer: Weights, dimensions, & capacities are estimated. Actual measurements may vary. For tight tolerances or additional / updated information, please contact Maxi-Lift. Some sizes are made to order. Low profile spacing is Projection minus (-) 1 inch.  
 ■ - Indicates CC-MAX punch pattern differs from HD-MAX.

## High Speed Centrifugal Discharge 210 - 900 FPM

# CC-MAX® HEAVY DUTY

Standard Profile: Nylon

U.S. Patent 8,240,070



MOUNTING HOLES AND VENTING TO YOUR SPECIFICATIONS

## CC-MAX® Heavy Duty: Nylon

BUCKET SIZE								PUNCHING, IN.				WEIGHT, LBS.	CAPACITY, CU. IN.		
BUCKET SIZE	Length		Projection		Depth		Back Wall Thickness	Centers	# of Holes	Bolt Size	Top Down	Nylon	Water Level	Water Level +10%	Std Spacing
	in.	mm	in.	mm	in.	mm									
5 x 4	5-1/2	140	4-1/2	114	4-1/4	108	0.21	3-3/16	2	1/4	1-7/16	0.61	38.30	42.13	5
6 x 4	6-1/2	165	4-1/2	114	4-1/4	108	0.21	4-3/8	2	1/4	1-7/16	0.70	45.38	49.92	5
7 x 4	7-1/2	191	4-1/2	114	4-1/4	108	0.21	2-11/16	3	1/4	1-7/16	0.80	52.10	57.31	5
6 x 5	6-1/2	165	5-1/2	140	5	127	0.26	4-3/8	2	1/4	1-11/16	1.02	70.87	77.96	6
7 x 5	7-1/2	191	5-1/2	140	5	127	0.26	2-11/16	3	1/4	1-11/16	1.15	80.75	88.83	6
8 x 5	8-1/2	216	5-1/2	140	5	127	0.26	3-1/16	3	1/4	1-11/16	1.25	90.85	99.94	6
9 x 5	9-1/2	241	5-1/2	140	5	127	0.26	3-5/8	3	1/4	1-11/16	1.35	100.99	111.09	6
10 x 5	10-1/2	267	5-1/2	140	5	127	0.26	4-1/8	3	1/4	1-11/16	1.51	114.22	125.64	6
11 x 5	11-1/2	292	5-1/2	140	5	127	0.26	3	4	1/4	1-11/16	1.67	127.44	140.18	6
8 x 6	8-9/16	205	6-5/8	168	6	152	0.27	3-1/16	3	1/4	2	1.61	136.00	149.60	7
9 x 6	9-9/16	243	6-5/8	168	6	152	0.27	3-5/8	3	1/4	2	1.75	149.19	164.11	7
10 x 6	10-9/16	268	6-5/8	168	6	152	0.27	4-1/8	3	1/4	2	1.89	166.89	183.58	7
11 x 6	11-9/16	294	6-5/8	168	6	152	0.27	3	4	1/4	2	1.95	180.62	198.68	7
12 x 6	12-9/16	319	6-5/8	168	6	152	0.27	3-3/8	4	1/4	2	2.20	200.76	220.83	7
13 x 6	13-9/16	345	6-5/8	168	6	152	0.27	3-5/8	4	1/4	2	2.45	215.00	236.50	7
10 x 7	10-9/16	268	7-7/8	200	7	178	0.32	4-1/8	3	5/16	2-3/16	2.70	236.00	259.60	8
11 x 7	11-9/16	294	7-7/8	200	7	178	0.32	3	4	5/16	2-3/16	2.81	247.74	272.52	8
12 x 7	12-9/16	319	7-7/8	200	7	178	0.32	3-3/8	4	5/16	2-3/16	3.02	267.27	293.99	8
13 x 7	13-9/16	344	7-7/8	200	7	178	0.32	3-5/8	4	5/16	2-3/16	3.20	284.60	316.93	8
14 x 7	14-9/16	370	7-7/8	200	7	178	0.32	3	5	5/16	2-3/16	3.40	303.57	333.93	8
15 x 7	15-9/16	395	7-7/8	200	7	178	0.35	3-1/4	5	5/16	2-3/16	3.57	335.00	368.50	8
16 x 7	16-9/16	421	7-7/8	200	7	178	0.35	2-7/8	6	5/16	2-3/16	3.78	350.87	385.95	8
12 x 8	12-9/16	319	8-7/8	225	8-1/4	210	0.35	3-3/8	4	5/16	2	3.74	373.00	409.00	9
13 x 8	13-9/16	344	8-7/8	225	8-1/4	210	0.35	3-5/8	4	5/16	2	4.03	404.00	440.00	9
14 x 8	14-9/16	370	8-7/8	225	8-1/4	210	0.35	3	5	5/16	2	4.32	435.07	478.58	9
16 x 8	16-9/16	421	8-7/8	225	8-1/4	210	0.38	2-7/8	6	5/16	2	4.85	515.62	567.18	9
18 x 8	18-9/16	471	8-7/8	225	8-1/4	210	0.39	3-1/8	6	5/16	2	5.30	580.61	638.67	9
20 x 8	20-9/16	522	8-7/8	225	8-1/4	210	0.42	3-1/2	6	5/16	2	6.73	655.00	720.00	9

Disclaimer: Weights, dimensions, & capacities are estimated. Actual measurements may vary. For tight tolerances or additional / updated information, please contact Maxi-Lift. Some sizes are made to order.

■ - Indicates CC-MAX punch pattern differs from HD-MAX.

### OTHER CONSIDERATIONS

**DRILLING:** Elevator buckets are manufactured without a drill pattern. Special drilling or punching can be accommodated upon customer request.

**VENTING:** Available as needed. See venting options in this catalog.

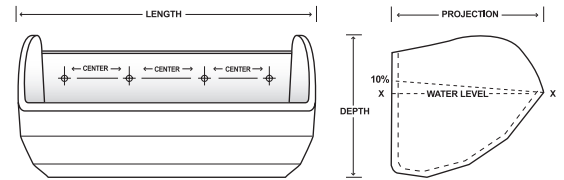
**DIGGER BUCKETS:** Use slightly larger metal digger elevator buckets to help loosen material in the elevator boot section that has set up or hardened, thereby reducing abrasion on the plastic buckets. Call for details on Metal Digger elevator bucket options.



# CC-MAX<sup>®</sup> HEAVY DUTY

Standard Profile: Urethane

U.S. Patent 8,240,070



## CC-MAX<sup>®</sup> Heavy Duty: Urethane

BUCKET SIZE	BUCKET SIZE							PUNCHING, IN.				WEIGHT, LBS.	CAPACITY, CU. IN.		
	Length		Projection		Depth		Back Wall Thickness	Centers	# of Holes	Bolt Size	Top Down	Uret	Water Level	Water Level +10%	Std Spacing
	in.	mm	in.	mm	in.	mm									
5 x 4	5-1/2	140	4-1/2	114	4-1/4	108	0.21	3-3/16	2	1/4	1-7/16	0.72	38.30	42.13	5
6 x 4	6-1/2	165	4-1/2	114	4-1/4	108	0.21	4-3/8	2	1/4	1-7/16	0.80	45.38	49.92	5
7 x 4	7-1/2	191	4-1/2	114	4-1/4	108	0.21	2-11/16	3	1/4	1-7/16	0.88	52.10	57.31	5
6 x 5	6-1/2	165	5-1/2	140	5	127	0.26	4-3/8	2	1/4	1-11/16	1.20	70.87	77.96	6
7 x 5	7-1/2	191	5-1/2	140	5	127	0.26	2-11/16	3	1/4	1-11/16	1.40	80.75	88.83	6
8 x 5	8-1/2	216	5-1/2	140	5	127	0.26	3-1/16	3	1/4	1-11/16	1.50	90.85	99.94	6
9 x 5	9-1/2	241	5-1/2	140	5	127	0.26	3-5/8	3	1/4	1-11/16	1.65	100.99	111.09	6
10 x 5	10-1/2	267	5-1/2	140	5	127	0.26	4-1/8	3	1/4	1-11/16	1.77	114.22	125.64	6
11 x 5	11-1/2	292	5-1/2	140	5	127	0.26	3	4	1/4	1-11/16	1.96	127.44	140.18	6
8 x 6	8-9/16	205	6-5/8	168	6	152	0.27	3-1/16	3	1/4	2	1.95	136.00	149.60	7
9 x 6	9-9/16	243	6-5/8	168	6	152	0.27	3-5/8	3	1/4	2	2.10	149.19	164.11	7
10 x 6	10-9/16	268	6-5/8	168	6	152	0.27	4-1/8	3	1/4	2	2.25	166.89	183.58	7
11 x 6	11-9/16	294	6-5/8	168	6	152	0.27	3	4	1/4	2	2.40	180.62	198.68	7
12 x 6	12-9/16	319	6-5/8	168	6	152	0.27	3-3/8	4	1/4	2	2.55	200.76	220.83	7
13 x 6	13-9/16	345	6-5/8	168	6	152	0.27	3-5/8	4	1/4	2	2.88	215.00	236.50	7
10 x 7	10-9/16	268	7-7/8	200	7	178	0.32	4-1/8	3	5/16	2-3/16	3.17	236.00	259.60	8
11 x 7	11-9/16	294	7-7/8	200	7	178	0.32	3	4	5/16	2-3/16	3.29	247.74	272.52	8
12 x 7	12-9/16	319	7-7/8	200	7	178	0.32	3-3/8	4	5/16	2-3/16	3.55	267.27	293.99	8
13 x 7	13-9/16	344	7-7/8	200	7	178	0.32	3-5/8	4	5/16	2-3/16	3.75	284.60	316.93	8
14 x 7	14-9/16	370	7-7/8	200	7	178	0.32	3	5	5/16	2-3/16	3.97	303.57	333.93	8
15 x 7	15-9/16	395	7-7/8	200	7	178	0.35	3-1/4	5	5/16	2-3/16	4.19	335.00	368.50	8
16 x 7	16-9/16	421	7-7/8	200	7	178	0.35	2-7/8	6	5/16	2-3/16	4.44	350.87	385.95	8
12 x 8	12-9/16	319	8-7/8	225	8-1/4	210	0.35	3-3/8	4	5/16	2	4.39	373.00	409.00	9
13 x 8	13-9/16	344	8-7/8	225	8-1/4	210	0.35	3-5/8	4	5/16	2	4.73	404.00	440.00	9
14 x 8	14-9/16	370	8-7/8	225	8-1/4	210	0.35	3	5	5/16	2	5.08	435.07	478.58	9
16 x 8	16-9/16	421	8-7/8	225	8-1/4	210	0.38	2-7/8	6	5/16	2	5.81	515.62	567.18	9
18 x 8	18-9/16	471	8-7/8	225	8-1/4	210	0.39	3-1/8	6	5/16	2	6.47	580.61	638.67	9
20 x 8	20-9/16	522	8-7/8	225	8-1/4	210	0.42	3-1/2	6	5/16	2	7.90	655.00	720.00	9

Disclaimer: Weights, dimensions, & capacities are estimated. Actual measurements may vary. For tight tolerances or additional / updated information, please contact Maxi-Lift. Some sizes are made to order.

■ - Indicates CC-MAX punch pattern differs from HD-MAX.

### OTHER CONSIDERATIONS (Cont.)

**SPACING:** See elevator bucket spacing details in the size chart (depending on materials and speeds, smaller and larger spacing may be used).

**INSTALLATION:** Use a #1 standard elevator bolt or Sabre-Tooth elevator bolt for installation. Designed to be used with fender or flat and lock washers and hex or locking nuts. If buckets are being installed on chain, use hex head bolts, nuts and washers.

**FDA:** Both the urethane and polyethylene are designed to FDA specifications for direct contact with food products.

**AVAILABILITY:** Some sizes may not be stocked in nylon or urethane and will only be available by special order. Minimum quantities will apply.

# HD-STAX® STACKABLE

High Speed Centrifugal Discharge 210 - 900 FPM

# THE MAXI-LIFT HD-STAX

THE PERFECT BUCKET  
KEEPS GETTING BETTER!

**BETTER STACKING:**

NESTED STACKS OF BUCKETS ARE  
SEALED IN SHRINK-WRAPPED SLEEVES  
FOR MORE EFFICIENT SHIPPING & STORAGE

**MAXIMUM STACKABILITY = MAXIMUM SAVINGS:**

MORE LIFE, MORE EFFICIENT, MORE CAPACITY...  
LESS COST, LESS SPACE, LESS REPLACEMENT

**23 SIZES (AND COUNTING) AVAILABLE:**

FROM 3" TO 8" PROJECTIONS, WITH  
MULTIPLE WIDTHS FOR EACH DEPTH AVAILABLE



**HD-STAX®**  
STACKABLE HEAVY DUTY BUCKETS

U.S. Patent  
D748157

**FEATURES & BENEFITS**


- 3 Sided Reinforced Front Lip for Digging, Longer Life, More Reliability
- Stackable: Efficient Shipping, Reduced Storage
- High Impact & Abrasion Resistant
- Non-Corrosive, Non-Sparking
- Extends Bucket Life
- Increases Elevator Capacity
- Cleaner Discharge
- Lowers Elevator Maintenance
- Decreases Elevator Down Time



Stackable / Nesting Buckets



Reinforced 3-Sided Lip



Reinforced Front Lip



Compact Shipping / Storage

# HD-STAX® STACKABLE

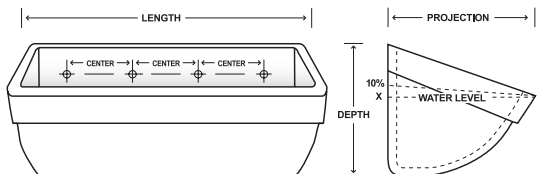
## High Speed Centrifugal Discharge 210 - 900 FPM



**HD-STAX**  
STACKABLE HEAVY DUTY BUCKETS

### HD-STAX® STACKABLE: STANDARD PROFILE

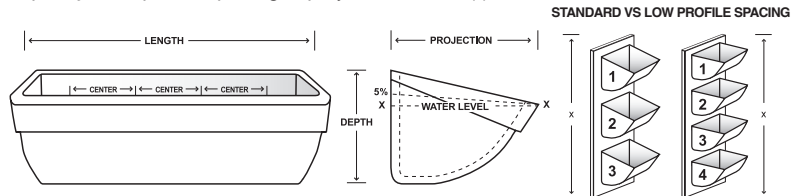
The **HD-STAX** is a patented **stackable** elevator bucket, designed to give long life, more capacity, better reliability, and will optimize your shipping and storing costs. Designed to stack (nest) together, the **HD-STAX** gives you up to 3 times more buckets per box, skid and container. The **HD-STAX** bucket simply slides together to provide more savings in storage and shipping costs. The **HD-STAX** also features a thicker, heavier wear lip, molded across the front and sides of the bucket, for a tougher, stronger and longer lasting design. The wear lip is thicker in the corners to give you sustainable life when digging in tough agricultural applications. Minimum spacing is nominal projection plus (+) 1".



**HD-STAX**  
STACKABLE HEAVY DUTY BUCKETS

### HD-STAX® STACKABLE: LOW PROFILE

The **HD-STAX Low Profile** bucket has a reduced height modification for closer vertical spacing on the belt. The low profile system allows more buckets per foot of elevator belt. When upgrading to **HD-STAX Heavy Duty Low Profile** buckets, horsepower requirements must be evaluated due to increased capacity. Low profile spacing is projection minus (-) 1".



### AVAILABLE MATERIALS

	POLYETHYLENE
Color	White
Application	Grain & Food Products
Temperature Range	-60° F to + 180° F (210° F Intermittent)
FDA Approved Material	Yes
Comments	Economical, high density polyethylene. FDA approved material for handling food grade products.

### BETTER STACKING, SHIPPING & STORAGE

The **HD-STAX** is designed to nest inside adjacent buckets for better stacking, shipping and storage. Saving up to 3 times the space while shipping saves you money. **HD-STAX's** stackability combined with Maxi-Lift's shrink-wrapped shipping system provides the most compact, economical freight solution of any comparable bucket.



### APPLICATIONS



**FOOD**  
Barley, Beans, Corn, Cotton Seed, Coffee, Flour, Grains, Nuts, Rice, Sunflower, Oats, Salt, Sugar, Wheat, etc.



**FEED**  
Bone Meal, Pellets, Meat Scrap, etc.



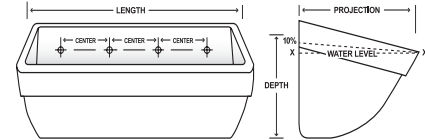
**OTHER**  
Seeds, Grass Seed, Fertilizer, Perlite, Potash, Sawdust, Minerals, etc.

# HD-STAX® STACKABLE

High Speed Centrifugal Discharge 210 - 900 FPM



## HD-STAX® STACKABLE HEAVY DUTY BUCKETS



MOUNTING HOLES AND VENTING TO YOUR SPECIFICATIONS

### HD-STAX® Heavy Duty: Polyethylene

BUCKET SIZE	BUCKET SIZE						Back Wall Thickness	PUNCHING, IN.				WEIGHT, LBS. HDPE	CAPACITY, CU. IN.		
	Length		Projection		Depth			Centers	# of Holes	Bolt Size	Top Down		Water Level	Usable 5 Deg.	Std Spacing
	in.	mm	in.	mm	in.	mm									
4 x 3	4-1/4	108	3-5/8	92	2-7/8	73	0.25	2-1/4	2	1/4	7/8	0.22	16	18	4
5 x 4	5-5/8	143	4-5/8	118	4	102	0.32	3-3/16	2	1/4	1-1/8	0.47	38	42	5
6 x 4	6-5/8	168	4-5/8	118	4	102	0.32	4-3/8	2	1/4	1-1/8	0.55	46	51	5
7 x 4	7-5/8	194	4-5/8	118	4	102	0.32	2-5/8	3	1/4	1-1/8	0.61	52	57	5
6 x 5	6-3/4	172	5-3/4	146	5	127	0.35	4-3/8	2	1/4	1-5/8	0.81	72	79	6
7 x 5	7-3/4	197	5-3/4	146	5	127	0.35	2-5/8	3	1/4	1-5/8	0.92	85	94	6
8 x 5	8-3/4	222	5-3/4	146	5	127	0.35	3-1/16	3	1/4	1-5/8	1.00	103	113	6
9 x 5	9-3/4	248	5-3/4	146	5	127	0.35	3-1/2	3	1/4	1-5/8	1.10	110	121	6
8 x 6	8-11/16	221	6-7/8	175	6-1/8	156	0.36	3-1/16	3	1/4	1-5/8	1.39	140	154	7
9 x 6	9-11/16	246	6-7/8	175	6-1/8	156	0.36	3-1/2	3	1/4	1-5/8	1.51	158	174	7
10 x 6	10-11/16	271	6-7/8	175	6-1/8	156	0.36	4	3	1/4	1-5/8	1.63	176	194	7
11 x 6	11-11/16	297	6-7/8	175	6-1/8	156	0.36	3	4	1/4	1-5/8	1.75	194	213	7
12 x 6	12-11/16	322	6-7/8	175	6-1/8	156	0.36	3-3/8	4	1/4	1-5/8	1.88	212	233	7
13 x 6	13-11/16	348	6-7/8	175	6-1/8	156	0.36	3-5/8	4	1/4	1-5/8	1.99	230	253	7
10 x 7	10-15/16	278	7-15/16	202	7-1/8	181	0.38	4	3	5/16	1-7/8	2.30	246	271	8
11 x 7	11-15/16	303	7-15/16	202	7-1/8	181	0.38	3	4	5/16	1-7/8	2.51	272	299	8
12 x 7	12-15/16	329	7-15/16	202	7-1/8	181	0.38	3-3/8	4	5/16	1-7/8	2.68	296	326	8
13 x 7	13-15/16	354	7-15/16	202	7-1/8	181	0.38	3-5/8	4	5/16	1-7/8	2.83	320	352	8
14 x 7	14-15/16	379	7-15/16	202	7-1/8	181	0.38	3	5	5/16	1-7/8	2.98	345	380	8
16 x 7	16-15/16	430	7-15/16	202	7-1/8	181	0.38	3-1/2	5	5/16	1-7/8	3.34	400	440	8
12 x 8	13-1/8	333	8-15/16	227	8-1/8	206	0.40	3-3/8	4	5/16	2	3.69	395	435	9
14 x 8	15-1/8	384	8-15/16	227	8-1/8	206	0.40	3	5	5/16	2	4.14	470	517	9
16 x 8	16-1/8	435	8-15/16	227	8-1/8	206	0.40	3-1/2	5	5/16	2	4.58	550	605	9
18 x 8	19-1/8	486	8-15/16	227	8-1/8	206	0.40	3-1/8	6	5/16	2	5.04	615	677	9

Disclaimer: Weights, dimensions, & capacities are estimated. Actual measurements may vary. For tight tolerances or additional / updated information, please contact Maxi-Lift. Some sizes are made to order. Special punching available upon request.  
 ■ - Indicates HD-STAX punch pattern differs from TIGER-TUFF & CC-MAX.

### OTHER CONSIDERATIONS

**DRILLING:** Elevator buckets are manufactured without a drill pattern. Special drilling or punching can be accommodated upon customer request.  
**VENTING:** Available as needed. See venting options in this catalog.

**DIGGER BUCKETS:** Use slightly larger metal digger elevator buckets to help loosen material in the elevator boot section that has set up or hardened, thereby reducing abrasion on the plastic buckets. Call for details on Metal Digger elevator bucket options.

High Speed Centrifugal Discharge 210 - 900 FPM

# HD-STAX® STACKABLE

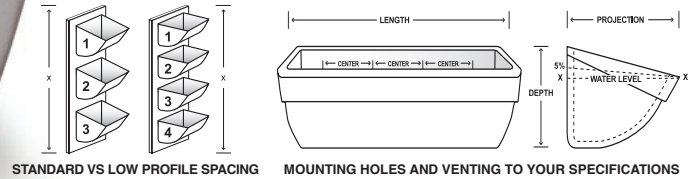
High Speed Centrifugal Discharge 210 - 900 FPM



HD-STAX



## HD-STAX® STACKABLE HEAVY DUTY BUCKETS



### HD-STAX® Heavy Duty Low Profile

BUCKET SIZE	BUCKET SIZE						Back Wall Thickness	PUNCHING, IN.				WEIGHT, LBS. HDPE	CAPACITY, CU. IN.		
	Length		Projection		Depth			Centers	# of Holes	Bolt Size	Top Down		Water Level	Usable 5 Deg.	Std Spacing
	in.	mm	in.	mm	in.	mm									
5 x 4	5-5/8	143	4-5/8	118	3-1/2	89	0.32	3-3/16	2	1/4	1	0.41	38	40	3-1/2
6 x 4	6-5/8	168	4-5/8	118	3-1/2	89	0.32	4-3/8	2	1/4	1	0.48	46	48	3-1/2
7 x 4	7-5/8	194	4-5/8	118	3-1/2	89	0.32	2-5/8	3	1/4	1	0.54	52	55	3-1/2
6 x 5	6-3/4	172	5-3/4	146	4	102	0.35	4-3/8	2	1/4	1	0.69	72	76	4
7 x 5	7-3/4	197	5-3/4	146	4	102	0.35	2-5/8	3	1/4	1	0.75	85	89	4
8 x 5	8-3/4	222	5-3/4	146	4	102	0.35	3-1/16	3	1/4	1	0.82	103	108	4
9 x 5	9-3/4	248	5-3/4	146	4	102	0.35	3-1/2	3	1/4	1	0.90	110	116	4
8 x 6	8-11/16	221	6-7/8	175	4-7/8	124	0.36	3-1/16	3	1/4	1	1.26	140	147	5
9 x 6	9-11/16	246	6-7/8	175	4-7/8	124	0.36	3-1/2	3	1/4	1	1.37	158	166	5
10 x 6	10-11/16	271	6-7/8	175	4-7/8	124	0.36	4	3	1/4	1	1.45	176	185	5
11 x 6	11-11/16	297	6-7/8	175	4-7/8	124	0.36	3	4	1/4	1	1.61	194	204	5
12 x 6	12-11/16	322	6-7/8	175	4-7/8	124	0.36	3-3/8	4	1/4	1	1.72	212	223	5
13 x 6	13-11/16	348	6-7/8	175	4-7/8	124	0.36	3-5/8	4	1/4	1	1.82	230	242	5
10 x 7	10-15/16	278	7-15/16	202	6	152	0.38	4	3	5/16	1	2.17	246	258	6
11 x 7	11-15/16	303	7-15/16	202	6	152	0.38	3	4	5/16	1	2.29	272	286	6
12 x 7	12-15/16	329	7-15/16	202	6	152	0.38	3-3/8	4	5/16	1	2.50	296	311	6
13 x 7	13-15/16	354	7-15/16	202	6	152	0.38	3-5/8	4	5/16	1	2.63	320	336	6
14 x 7	14-15/16	379	7-15/16	202	6	152	0.38	3	5	5/16	1	2.76	345	362	6
16 x 7	16-15/16	430	7-15/16	202	6	152	0.38	3-1/2	5	5/16	1	3.06	400	420	6
12 x 8	13-1/8	333	8-15/16	227	6-3/4	171	0.40	3-3/8	4	5/16	1	3.41	395	415	7
14 x 8	15-1/8	384	8-15/16	227	6-3/4	171	0.40	3	5	5/16	1	3.81	470	494	7
16 x 8	16-1/8	435	8-15/16	227	6-3/4	171	0.40	3-1/2	5	5/16	1	4.23	550	578	7
18 x 8	19-1/8	486	8-15/16	227	6-3/4	171	0.40	3-1/8	6	5/16	1	4.64	615	646	7

Disclaimer: Weights, dimensions, & capacities are estimated. Actual measurements may vary. For tight tolerances or additional / updated information, please contact Maxi-Lift. Some sizes are made to order. Low profile spacing is Projection minus (-) 1 inch. Special punching available upon request.  
 ■ - Indicates HD-STAX punch pattern differs from TIGER-TUFF & CC-MAX.

### OTHER CONSIDERATIONS (Cont.)

- SPACING:** See elevator bucket spacing details in the size chart (depending on materials and speeds, smaller and larger spacing may be used).
- INSTALLATION:** Use a #1 standard elevator bolt or Sabre-Tooth elevator bolt for installation. Designed to be used with fender or flat and lock washers and hex or locking nuts. If buckets are being installed on chain, use hex head bolts, nuts and washers.
- FDA:** Both the urethane and polyethylene are designed to FDA specifications for direct contact with food products.
- AVAILABILITY:** Some sizes may not be stocked in nylon or urethane and will only be available by special order. Minimum quantities will apply.

High Speed Centrifugal Discharge 210 - 900 FPM

# DURA-BUKET® SS SUPER STRENGTH

High Speed Centrifugal Discharge 220 - 900 FPM

## THE MAXI-LIFT DURA-BUKET

### THE ORIGINAL PLASTIC ELEVATOR BUCKET

**THE BUCKET THAT STARTED IT ALL:**  
ELEVATING GRAINS, FERTILIZERS  
AND FEED FOR OVER 60 YEARS.

**BETTER DISCHARGE:**  
THE SS DISCHARGES EARLIER, GIVING MORE  
TIME FOR MATERIAL TO FLOW OUT OF BUCKET.

**DURABLE. IT'S IN THE NAME:**  
DURABLE-BUCKET: AFTER HALF A CENTURY,  
NOT MUCH REMAINS TO BE SAID.



#### FEATURES & BENEFITS

- Lightweight
- Shape Memory
- Cleaner Discharge
- Tapered End Cap Design
- Non-Corrosive, Non-Sparking
- Resists Hang-Ups



Traditional Raised Ears



Front Lip



Center Brace



Corners

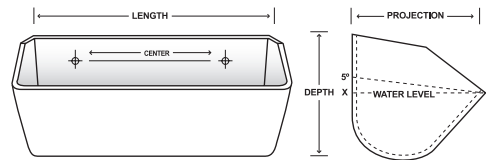
# DURA-BUKET® SS

High Speed Centrifugal Discharge 220 - 900 FPM



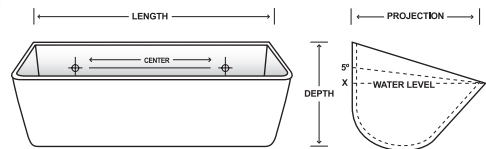
## DURA-BUKET® SS SUPER STRENGTH

The **SS** or **SUPER STRENGTH DURA-BUKET** is the original plastic elevator bucket. The **SUPER STRENGTH** elevator bucket has been running for over 60 years. It is designed at a 45-degree discharge angle and can be spaced closer on a belt giving a clean superior discharge. This bucket is lightweight and tapered for easy shipping and storage. The most common applications include grain, wheat, corn, flour, sugar and other agricultural applications. The **SS** has the most versatile design of any grain bucket and performs well in a broad range of speeds and applications. Standard spacing is nominal projection + 1".




## DURA-BUKET® LP LOW PROFILE

The **LP** or **LOW PROFILE DURA-BUKET** is a modification to the original plastic elevator bucket, the **SS**. It is designed at a 45-degree discharge angle and can be spaced closer on a belt giving a clean superior discharge. The most common applications include grain, wheat, corn, flour, sugar and other agricultural applications. This bucket has a reduced height modification for closer vertical spacing on the belt. The low profile system allows more buckets per foot of elevator belt. When upgrading to Low Profile buckets horsepower requirements must be evaluated due to increased capacity. Low profile spacing is projection minus (-) 1".



## AVAILABLE MATERIALS

	POLYETHYLENE
<b>Color</b>	 White
<b>Application</b>	Grain & Food Products
<b>Temperature Range</b>	-60° F to + 180° F (210° F Intermittent)
<b>FDA Approved Material</b>	Yes
<b>Comments</b>	Economical, high density polyethylene. FDA approved material for handling food grade products.

## OTHER CONSIDERATIONS

**ENGINEERING:** Please see Engineering section of catalog for detailed engineering, speed and capacity information.

**DRILLING:** Elevator Buckets are manufactured without a drill pattern. Special drilling or punching can be accommodated upon customer request.

\*Mounting Holes drilled 1/32 to 1/16 over bolt diameter for easier application.

**VENTING:** Available as needed. See venting options in this catalog.

**AVAILABILITY:** Some sizes may not be stocked in nylon or urethane and will only be available by special order. Minimum quantities will apply.

## APPLICATIONS



**FOOD**  
Barley, Beans, Corn, Cotton Seed, Coffee, Flour, Grains, Nuts, Rice, Sunflower, Oats, Salt, Sugar, Wheat, etc.



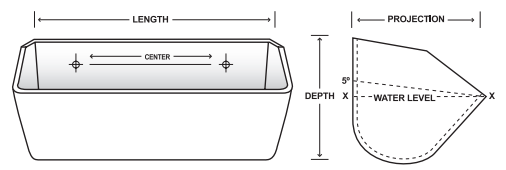
**FEED**  
Bone Meal, Pellets, Meat Scrap, etc.



**OTHER**  
Seeds, Grass Seed, Fertilizer, Perlite, Potash, Sawdust, Minerals, etc.

# DURA-BUKET® SS

Standard Profile: Polyethylene



MOUNTING HOLES AND VENTING TO YOUR SPECIFICATIONS

## DURA-BUKET SS: Polyethylene

BUCKET SIZE	BUCKET SIZE						PUNCHING, IN.				WEIGHT, LBS.	CAPACITY, CU. IN.		
	Length		Projection		Depth		Centers	# of Holes	Bolt Size	Top Down	HDPE	Water Level	Usable 5 Deg.	Minimum Spacing
	in.	mm	in.	mm	in.	mm								
4 x 3	4-1/4	108	3-1/8	79	3	76	2-1/4	2	1/4	1	0.94	10.4	11.0	4
5 x 4	5-1/4	133	4-1/8	105	3-3/4	95	3-3/16	2	1/4	1	1.10	24.4	29.9	5
6 x 4	6-1/4	159	4-1/8	105	3-3/4	95	4-3/8	2	1/4	1	1.25	30.8	33.1	5
7 x 4	7-1/4	184	4-1/8	105	3-3/4	95	2-11/16	3	1/4	1	1.41	33.6	36.7	5
6 x 5	6-3/8	162	5-1/4	133	4-7/8	124	4-3/8	2	1/4	1-1/4	1.57	47.1	52.0	6
7 x 5 <sup>+</sup>	7-3/8	187	5-1/4	133	4-7/8	124	2-5/8	3	1/4	1-1/4	1.72	61.6	62.4	6
8 x 5	8-3/8	213	5-1/4	133	4-7/8	124	3-1/16	3	1/4	1-1/4	1.88	67.7	69.8	6
9 x 5	9-3/8	238	5-1/4	133	4-7/8	124	3-1/4	3	1/4	1-1/4	1.82	69.6	77.1	6
8 x 6	8-3/8	213	6-3/8	162	6-1/4	159	3-1/16	3	1/4	1-1/4	1.97	104.4	107.7	7
9 x 6 <sup>+</sup>	9-3/8	238	6-5/8	162	6-1/4	159	3-1/2	3	1/4	1-1/4	2.13	124.5	132.2	7
10 x 6	10-3/8	264	6-3/8	162	6-1/4	159	4	3	1/4	1-3/4	2.29	128.2	145.8	7
11 x 6	11-3/8	289	6-3/8	162	6-1/4	159	3	4	1/4	1-3/4	2.44	147.7	157.9	7
12 x 6 <sup>**+</sup>	12	305	6-3/4	171	6-1/2	165	3-3/8	4	1/4	1-3/4	2.60	172.1	183.6	7
13 x 6 <sup>**</sup>	13-3/8	340	6-3/4	171	6-1/2	165	3-5/8	4	1/4	1-3/4	3.60	196.5	208.7	7
10 x 7	10-3/8	264	7-3/8	187	7-1/4	184	4	3	5/16	1-3/4	3.86	175.8	187.3	8
11 x 7	11-3/8	289	7-3/8	187	7-1/4	184	3	4	5/16	1-3/4	4.14	210.5	216.7	8
12 x 7 <sup>**</sup>	12-3/8	314	7-3/8	187	7-1/4	184	3-3/8	4	5/16	1-3/4	4.47	223.2	241.1	8
13 X 7 <sup>**</sup>	13-3/8	340	7-3/8	187	7-1/4	184	3-5/8	4	5/16	1-3/4	4.68	236.8	244.8	8
14 X 7 <sup>**</sup>	14-3/8	365	7-3/8	187	7-1/4	184	3	5	5/16	1-1/2	4.45	269.7	290.1	8
15 x 7 <sup>**</sup>	15-3/8	391	7-3/8	187	7-1/4	184	3-1/4	5	5/16	1-1/2	4.71	284.4	295.0	8
16 x 7 <sup>**</sup>	16-3/8	416	7-3/8	187	7-1/4	184	3-1/2	5	5/16	1-1/2	4.92	289.9	304.8	8
12 x 8 <sup>**</sup>	12-3/8	314	8-3/8	213	8-1/4	210	3-3/8	4	5/16	1-3/4	5.30	272.5	299.9	9
14 x 8 <sup>**</sup>	14-3/8	365	8-3/8	213	8-1/4	210	3	5	5/16	1-1/2	5.35	324.7	364.8	9
16 x 8 <sup>**</sup>	16-3/8	416	8-3/8	213	8-1/4	210	3-1/2	5	5/16	2	5.89	362.5	407.6	9
18 x 8 <sup>**</sup>	18-3/8	467	8-3/8	213	8-1/4	210	3-1/8	6	5/16	2	6.62	404.9	440.6	9

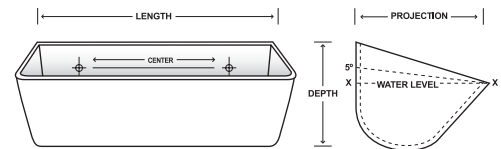
Disclaimer: Weights, dimensions, & capacities are estimated. Actual measurements may vary. For tight tolerances or additional / updated information, please contact Maxi-Lift. Some sizes are made to order. \*Buckets with 12" lengths and up have a center brace. <sup>+</sup> Buckets are designed without ears on the ends of the parts. Low profile spacing is Projection minus (-) 1 inch. ■ - Indicates SS and LP punch patterns differ.

## High Speed Centrifugal Discharge 220 - 900 FPM



# DURA-BUKET® LP

Low Profile: Polyethylene



MOUNTING HOLES AND VENTING TO YOUR SPECIFICATIONS

## DURA-BUKET LP: LOW PROFILE

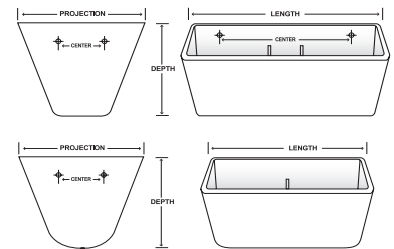
BUCKET SIZE	BUCKET SIZE						PUNCHING, IN.				WEIGHT, LBS.	CAPACITY, CU. IN.		
	Length		Projection		Depth		Centers	# of Holes	Bolt Size	Top Down	HDPE	Water Level X-X	Usable 5° over X - 5°	Minimum Spacing
	in.	mm	in.	mm	in.	mm								
4 x 3	4-1/4	108	3-1/8	79	3	76	2-1/4	2	1/4	1	0.15	10.4	11.0	3
5 x 4	5-1/4	133	4-1/8	105	3	76	3-3/16	2	1/4	1	0.25	24.4	29.9	3-1/4
6 x 4	6-1/4	159	4-1/8	105	3	76	4-1/4	2	1/4	1	0.29	30.8	33.1	3-1/4
7 x 4	7-1/4	184	4-1/8	105	3	76	2-5/8	3	1/4	1	0.34	33.6	36.7	3-1/4
6 x 5	6-3/8	162	5-1/4	133	3-3/4	95	4-1/4	2	1/4	1	0.47	47.1	52.0	3-3/4
7 x 5 <sup>+</sup>	7-3/8	187	5-1/4	133	3-3/4	95	2-5/8	3	1/4	1	0.51	61.6	62.4	3-3/4
8 x 5	8-3/8	213	5-1/4	133	3-3/4	95	3-1/16	3	1/4	1	0.52	67.7	69.8	3-3/4
9 x 5	9-3/8	238	5-1/4	133	3-3/4	95	3-1/4	3	1/4	1	0.64	69.6	77.1	3-3/4
8 x 6	8-3/8	213	6-3/8	162	4-1/2	114	2-11/16	3	5/16	1	0.80	104.4	107.7	4-3/8
9 x 6 <sup>+</sup>	9-3/8	238	6-5/8	162	4-1/2	114	3-1/2	3	5/16	1	0.93	124.5	132.2	4-3/8
10 x 6	10-3/8	264	6-3/8	162	4-1/2	114	4	3	5/16	1	0.87	128.2	145.8	4-3/8
11 x 6	11-3/8	289	6-3/8	162	4-1/2	114	2-7/8	4	5/16	1	0.98	147.7	157.9	4-3/8
12 x 6 <sup>**+</sup>	12	305	6-3/4	171	5	127	3-1/4	4	5/16	1	1.43	172.1	183.6	5
13 x 6 <sup>**</sup>	13-3/8	340	6-3/4	171	5	127	3-5/8	4	5/16	1	1.61	196.5	208.7	5
10 x 7	10-3/8	264	7-3/8	187	5-1/4	133	4	3	5/16	1	1.25	175.8	187.3	5
11 x 7	11-3/8	289	7-3/8	187	5-1/4	133	3	4	5/16	1	1.25	210.5	216.7	5
12 x 7 <sup>**</sup>	12-3/8	314	7-3/8	187	5-1/4	133	3-1/4	4	5/16	1	1.64	223.2	241.1	5
13 X 7 <sup>**</sup>	13-3/8	340	7-3/8	187	5-1/4	133	3-5/8	4	5/16	1	1.71	236.8	244.8	5
14 X 7 <sup>**</sup>	14-3/8	365	7-3/8	187	5-1/4	133	4	4	5/16	1	1.83	269.7	290.1	5
15 x 7 <sup>**</sup>	15-3/8	391	7-3/8	187	5-1/4	133	2-5/8	6	5/16	1	1.97	284.4	295.0	5
16 x 7 <sup>**</sup>	16-3/8	416	7-3/8	187	5-1/4	133	2-5/8	6	5/16	1	2.06	289.9	304.8	5
12 x 8 <sup>**</sup>	12-3/8	314	8-3/8	213	5-3/4	146	3-1/4	4	5/16	1-1/4	1.87	272.5	299.9	5-1/2
14 x 8 <sup>**</sup>	14-3/8	365	8-3/8	213	5-3/4	146	4	4	5/16	1-1/4	2.05	324.7	364.8	5-1/2
16 x 8 <sup>**</sup>	16-3/8	416	8-3/8	213	5-3/4	146	2-5/8	6	5/16	1-1/4	2.72	362.5	407.6	5-1/2
18 x 8 <sup>**</sup>	18-3/8	467	8-3/8	213	5-3/4	146	3-1/8	6	5/16	1-1/4	3.00	404.9	440.6	5-1/2

Disclaimer: Weights, dimensions, & capacities are estimated. Actual measurements may vary. For tight tolerances or additional / updated information, please contact Maxi-Lift. Some sizes are made to order. \*Buckets with 12" lengths and up have a center brace. <sup>+</sup> Buckets are designed without ears on the ends of the parts.  
 ■ - Indicates SS and LP punch patterns differ.

High Speed Centrifugal Discharge 220 - 900 FPM

# DURA-BUKET® PEANUT BUCKET

No Ears - Style P: Polyethylene



## NO EARS - STYLE P: PEANUT BUCKET

BUCKET SIZE	BUCKET SIZE						PUNCHING, IN.					WEIGHT, LBS.	CAPACITY CU. IN.
	Length		Projection		Depth		Centers	# of Holes	Bolt Size	Top Down	Top Side to Center	HDPE	Water Level
	in.	mm	in.	mm	in.	mm							
<b>6 x 4</b>	6-1/8	155.58	4-3/8	111.13	3-1/8	79.38	2	2 (Ends)	1/4	1	1	0.33	47.47
<b>7 x 5</b>	7-1/8	180.98	5-3/4	146.05	4-1/8	104.78	2	2 (Ends)	1/4	1	7/8	0.60	91.53
<b>9 x 5</b>	9-1/8	231.78	5-3/4	146.05	4-1/8	104.78	2	2 (Ends)	1/4	1	1	0.79	117.77
<b>9 x 6</b>	9-1/8	231.78	7	177.80	5-1/2	139.70	2	2 (Ends)	1/4	1	1	1.09	192.82
<b>12 x 6</b>	12	304.80	6-3/4	171.45	5-1/2	139.70	2	2 (Ends)	1/4	1	1	1.63	257.08
<b>18 x 6</b>	18	457.20	7-3/4	196.85	5-1/2	139.70	2	2 (Ends)	1/4	1	1	2.85	408.83
<b>24 x 6</b>	24-3/8	619.13	7-3/4	196.85	5-3/8	136.53	2	2 (Ends)	1/4	1	1	3.23	610.23
<b>11 x 7</b>	11-1/8	282.58	8-1/8	206.38	6	152.40	2	2 (Ends)	1/4	1	1	1.56	314.25
<b>14 x 7</b>	14-3/8	365.13	7-3/8	187.33	6 -1/4	158.75	2	2 (Ends)	1/4	1	1	2.23	414.94
<b>16 x 7</b>	16-1/8	409.58	7-3/8	187.33	6	152.40	2	2 (Ends)	1/4	1	1	2.53	434.46
<b>12 x 8</b>	12-1/8	307.98	8-3/8	212.73	7	177.80	2	2 (Ends)	1/4	1	1	2.26	408.83
<b>18 x 8</b>	18-1/4	463.55	8-7/8	225.43	7-1/16	179.39	2	2 (Ends)	1/4	1	1	3.25	404.90
<b>24 x 10</b>	24-1/8	612.78	9-1/8	231.78	7-5/8	193.68	2-1/2	2 (Ends)	3/8	3-1/2	1	5.86	1067.85

Disclaimer: Weights, dimensions, & capacities are estimated. Actual measurements may vary. For tight tolerances or additional / updated information, please contact Maxi-Lift. Some sizes are made to order.

# CC STEEL, STEEL DIGGER BUCKETS

Fabricated Steel Buckets

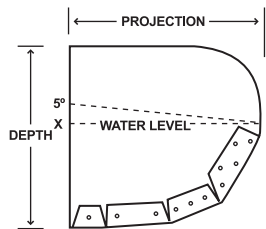


## CC-STEEL ELEVATOR BUCKET

(See Chart on Pg 50)

### STANDARD DUTY CC-STEEL

The **CC STEEL** Elevator Buckets is made of mild steel for mounting on belt or chain. Traditional agriculture style bucket can also be transformed into a heavier gauge steel for lighter weight industrial duty applications. Elevator buckets can be made from 18GA to 1/4" thick carbon steel and stainless steel. Buckets are vented as #3 standard. Buckets are spot welded.



### FEATURES & BENEFITS

- Traditional CC Shape
- High Speed
- High Capacity
- High Wear Resistance



## STEEL DIGGER ELEVATOR BUCKETS

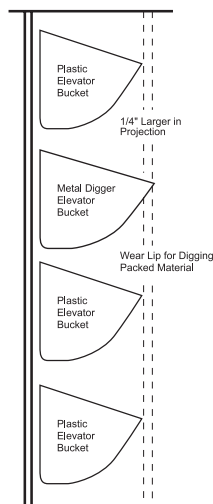
(CC-DIGGER SHOWN)

(See Chart on Pg 51)

CUSTOM SIZES OF STEEL DIGGER  
ELEVATOR BUCKETS  
AVAILABLE UPON REQUEST

### STEEL DIGGER BUCKETS

Maxi-Lift **DIGGER** buckets aid in breaking up material in the boot section of a bucket elevator. Diggers extend 1/4" further than plastic elevator buckets. Weights and dimensions will vary. Tolerance is a 1/4" on all bucket dimensions except bolt hole diameter which is 1/16". Capacity is based off of plastic elevator buckets of similar style. Buckets available in carbon or stainless steel. Additional AR wear lips, back plates and venting available upon request. Buckets available in other gauges including 14GA, 12GA, 10GA, 7GA, 1/4" thick.

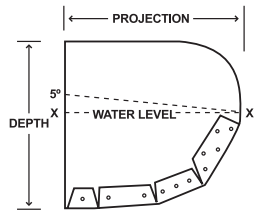


### FEATURES & BENEFITS

- Thicker Walls, Heavy Front Lip for Digging
- Increase Plastic Bucket Life
- Breaks Packed Materials
- Easy to Install

# STANDARD DUTY CC STEEL

Other Sizes Available Upon Request



# CC-STEEL ELEVATOR BUCKET

## STANDARD DUTY CC METAL

BUCKET SIZE	BUCKET SIZE, INCHES				PUNCHING, INCHES			WEIGHT, LBS.		CAPACITY, CU. IN.		
	Projection		Depth		Centers	# of Holes	Bolt Size	Standard Gauge	Approx. Weight - LBS.	Gross Capacity Cu. In.	Minimum Spacing	Number Per Carton
in.	mm	in.	mm									
4 x 3	3-3/16	81	2-11/16	68	2-1/2	2	1/4	16	.62	22	5	84
4 x 4	4-3/16	106	4	101	2-1/2	2	1/4	18	.90	39	6	84
5 x 4	4-3/16	106	4	101	3-3/16	2	1/4	18	.95	52	6	84
6 x 4	4-3/16	106	4	101	4-3/8	2	1/4	18	1.10	62	6	84
7 x 4	4-3/16	106	4	101	2-11/16	3	1/4	18	1.25	70	6	84
8 x 4	4-3/16	106	4	101	3-1/16	3	1/4	18	1.50	79	6	84
9 x 4	4-3/16	106	4	101	3-5/8	3	1/4	18	1.70	90	6	56
6 x 5	5-1/4	133	5	127	4-3/8	2	1/4	16	1.60	94	7	54
7 x 5	5-1/4	133	5	127	2-11/16	3	1/4	16	1.75	110	7	54
8 x 5	5-1/4	133	5	127	3-1/16	3	1/4	16	2.00	125	7	54
9 x 5	5-1/4	133	5	127	3-5/8	3	1/4	16	2.50	140	7	36
10 x 5	5-1/4	133	5	127	4-1/8	3	1/4	16	2.70	155	7	36
11 x 5	5-1/4	133	5	127	3	4	1/4	16	2.90	170	7	36
12 x 5	5-1/4	133	5	127	3-3/8	4	1/4	16	3.00	185	7	36
7 x 6	6-5/16	160	6	152	2-11/16	3	1/4	16	2.85	155	8	36
8 x 6	6-5/16	160	6	152	3-1/16	3	1/4	16	3.10	178	8	36
9 x 6	6-5/16	160	6	152	3-5/8	3	1/4	16	3.40	202	8	24
10 x 6	6-5/16	160	6	152	4-1/8	3	1/4	16	3.50	222	8	24
11 x 6	6-5/16	160	6	152	3	4	1/4	16	3.75	244	8	24
12 x 6	6-5/16	160	6	152	3-3/8	4	1/4	16	4.00	267	8	24
13 x 6	6-5/16	160	6	152	3-5/8	4	1/4	16	4.50	289	8	24
14 x 6	6-5/16	160	6	152	3	5	1/4	16	4.75	312	8	24
8 x 7	7-3/16	183	7	178	3-1/16	3	5/16	14	4.60	242	9	24
9 x 7	7-3/16	183	7	178	3-5/8	3	5/16	14	4.80	276	9	24
10 x 7	7-3/16	183	7	178	4-1/8	3	5/16	14	5.00	302	9	16
11 x 7	7-3/16	183	7	178	3	4	5/16	14	5.25	333	9	16
12 x 7	7-3/16	183	7	178	3-3/8	4	5/16	14	6.25	362	9	16
13 x 7	7-3/16	183	7	178	3-5/8	4	5/16	14	6.75	393	9	16
14 x 7	7-3/16	183	7	178	3	5	5/16	14	7.00	424	9	16
15 x 7	7-3/16	183	7	178	3-1/4	5	5/16	14	7.50	454	9	8
16 x 7*	7-3/16	183	7	178	2-7/8	6	5/16	14	8.00	486	9	8
18 x 7*	7-3/16	183	7	178	3-1/8	6	5/16	14	8.50	544	9	8
20 x 7*	7-3/16	183	7	178	3-1/2	6	5/16	14	9.25	605	9	8
22 x 7*	7-3/16	183	7	178	4	6	5/16	14	10.00	664	9	8
24 x 7*	7-3/16	183	7	178	3-1/2	7	5/16	14	10.75	725	9	8
9 x 8	8-1/8	206	8	203	3-5/8	3	5/16	14	5.60	349	10	16
10 x 8	8-1/8	206	8	203	4-1/8	3	5/16	14	6.10	388	10	16
11 x 8	8-1/8	206	8	203	3	4	5/16	14	6.75	427	10	16
12 x 8	8-1/8	206	8	203	3-3/8	4	5/16	14	7.50	466	10	16
13 x 8	8-1/8	206	8	203	3-5/8	4	5/16	14	7.75	505	10	16
14 x 8	8-1/8	206	8	203	3	5	5/16	14	8.25	543	10	16
15 x 8	8-1/8	206	8	203	3-1/4	5	5/16	14	8.50	582	10	8
16 x 8*	8-1/8	206	8	203	2-7/8	6	5/16	14	9.00	621	10	8
17 x 8*	8-1/8	206	8	203	3	6	5/16	14	9.50	660	10	8
18 x 8*	8-1/8	206	8	203	3-1/8	6	5/16	14	9.75	698	10	8
20 x 8*	8-1/8	206	8	203	3-1/2	6	5/16	14	10.75	776	10	8
22 x 8*	8-1/8	206	8	203	4	6	5/16	14	11.50	854	10	8
24 x 8*	8-1/8	206	8	203	3-1/2	7	5/16	14	12.00	931	10	8

\* Supplied with lip brace. Lip brace is optional on other sizes at slightly higher cost. \*\* Other sizes available on request \*\*\*  indicates buckets are stocked vented and non-vented. #3 Vent pattern does not include holes on ends of elevator bucket. Usable capacity is based on 75% gross capacity.

# STEEL DIGGER BUCKETS

HD-MAX®, CC-MAX® & TIGER-TUFF®



## HD-MAX® STEEL DIGGERS

BUCKET SIZE, INCHES						
BUCKET SIZE	Length		Proj.		Depth	
	in.	mm	in.	mm	in.	mm
3 x 2	3-3/4	95	2-9/16	65	2-1/4	57
4 x 3	4-7/8	124	3-1/2	89	3	76
5 x 4	5-3/4	146	4-3/4	121	4	102
6 x 4	6-3/4	171	4-3/4	121	4	102
7 x 4	7-3/4	197	4-3/4	121	4	102
6 x 5	6-7/8	175	5-7/8	149	5	127
7 x 5	7-7/8	200	5-7/8	149	5	127
8 x 5	8-7/8	225	5-7/8	149	5	127
9 x 5	9-7/8	251	5-7/8	149	5	127
10 x 5	10-3/4	273	5-7/8	149	5	127
11 x 5	11-3/4	298	5-7/8	149	5	127
12 x 5	12-3/4	324	5-7/8	149	5	127
8 x 6	8-7/8	225	6-7/8	175	6	152
9 x 6	9-7/8	251	6-7/8	175	6	152
10 x 6	10-7/8	276	7-1/8	181	6	152
11 x 6	11-7/8	302	7-1/8	181	6	152
12 x 6	12-7/8	327	7-1/8	181	6	152
13 x 6	13-7/8	352	7-1/8	181	6	152
10 x 7	10-3/4	273	8	203	7-1/8	181
11 x 7	11-3/4	298	8	203	7-1/8	181
12 x 7	12-3/4	324	8	203	7-1/8	181
13 x 7	13-3/4	349	8	203	7-1/8	181
14 x 7	14-3/4	375	8	203	7-1/8	181
15 x 7	15-3/4	400	8	203	7-1/8	181
16 x 7	16-3/4	425	8	203	7-1/8	181
10 x 8	10-3/4	273	9	229	8	203
11 x 8	11-3/4	298	9	229	8	203
12 x 8	12-3/4	324	9	229	8	203
13 x 8	13-3/4	349	9	229	8	203
14 x 8	14-3/4	375	9	229	8	203
15 x 8	15-3/4	400	9	229	8	203
16 x 8	16-3/4	425	9	229	8	203
18 x 8	18-3/4	476	9	229	8	203

## CC-MAX® STEEL DIGGERS

BUCKET SIZE, INCHES						
BUCKET SIZE	Length		Proj.		Depth	
	in.	mm	in.	mm	in.	mm
5 x 4	6	152	4-3/4	121	4-1/4	108
6 x 4	7	178	4-3/4	121	4-1/4	108
7 x 4	8	203	4-3/4	121	4-1/4	108
6 x 5	7	178	5-3/4	146	5	127
7 x 5	8	203	5-3/4	146	5	127
8 x 5	9	229	5-3/4	146	5	127
9 x 5	10	254	5-3/4	146	5	127
10 x 5	11	279	5-3/4	146	5	127
11 x 5	11-13/16	300	5-3/4	146	5	127
8 x 6	8-13/16	224	7-1/8	181	6	152
9 x 6	9-13/16	249	7-1/8	181	6	152
10 x 6	10-13/16	275	7-1/8	181	6	152
11 x 6	11-13/16	300	7-1/8	181	6	152
12 x 6	12-13/16	325	7-1/8	181	6	152
13 x 6	13-13/16	351	7-1/8	181	6	152
10 x 7	10-13/16	275	8-1/8	206	7	178
11 x 7	11-13/16	300	8-1/8	206	7	178
12 x 7	12-13/16	325	8-1/8	206	7	178
13 x 7	13-13/16	351	8-1/8	206	7	178
14 x 7	14-13/16	376	8-1/8	206	7	178
15 x 7	15-13/16	402	8-1/8	206	7	178
16 x 7	16-13/16	427	8-1/8	206	7	178
12 x 8	12-13/16	325	9-1/8	232	8-1/4	210
13 x 8	13-13/16	351	9-1/8	232	8-1/4	210
14 x 8	14-13/16	376	9-1/8	232	8-1/4	210
16 x 8	16-13/16	427	9-1/8	232	8-1/4	210
18 x 8	18-13/16	478	9-1/8	232	8-1/4	210
20 x 8	20-13/16	529	9-1/8	232	8-1/4	210

## TIGER-TUFF® STEEL DIGGERS (Additional Sizes Available, Call for Details)

BUCKET SIZE, INCHES							PUNCHING, INCHES			WEIGHT, LBS.	CAPACITY, CU. IN.	
BUCKET SIZE	Length		Projection		Depth		Centers	# of Holes	Bolt Size	10 GA Carbon Steel	Water Level X-X	Usable 5° over X - 5°
	in.	mm	in.	mm	in.	mm						
12 x 7	13-3/8	340	8-1/8	206	7	178	3-3/8	4	5/16	15.70	283.18	312.06
13 x 7	14-3/8	365	8-1/8	206	7	178	3-5/8	4	5/16	16.35	292.51	323.22
14 x 7	15-3/8	390	8-1/8	206	7	178	3	5	5/16	17.00	331.49	365.30
15 x 7	16-3/8	416	8-1/8	206	7	178	3-1/4	5	5/16	17.65	346.64	383.38
16 x 7	17-3/8	441	8-1/8	206	7	178	2-7/8	6	5/16	18.30	379.90	418.65
11 x 8	12-3/8	314	8-1/8	206	8-1/4	210	3	4	5/16	17.33	340.02	374.70
12 x 8	13-3/8	340	9-1/8	232	8-1/4	210	3-3/8	4	5/16	18.90	373.00	411.08
13 x 8	13-7/8	352	9-1/8	232	8-1/4	210	3-5/8	4	5/16	19.90	404.85	446.15
14 x 8	15-7/8	403	9-1/8	232	8-1/4	210	3	5	5/16	21.30	436.80	481.35
16 x 8	17-1/2	445	9-3/4	248	8-1/8	206	2-7/8	6	5/16	23.10	512.57	566.39
18 x 8	19-1/2	495	9-3/4	248	8-1/4	210	3-1/8	6	5/16	25.20	567.49	627.08
20 x 8	21-1/2	546	9-3/4	248	8-1/4	210	3-1/2	6	5/16	27.00	646.81	714.73
22 x 8	23-1/2	597	9-3/4	248	8-1/4	210	4	6	5/16	29.43	701.90	757.40
24 x 8	25-1/2	648	9-3/4	248	8-1/4	210	3-1/2	7	5/16	31.37	763.40	831.08
16 x 10	17-1/2	445	11-3/4	298	10	254	2-7/8	6	5/16	30.00	795.70	875.37
18 x 10	19-1/4	489	11-1/2	292	10	254	3-1/8	6	5/16	32.50	910.00	1001.21
20 x 10	21-1/2	546	11-1/2	292	10	254	3-1/2	6	5/16	35.60	1032.5	1135.98



# THREE FOR FREE ORDER FORM

Complete and Fax Back to: 972-735-8896

To begin seeing the unique advantages of our tougher, thicker, and longer lasting maximum duty elevator buckets, please complete the following information and fax this page to 972-735-8896. We will send you 3 FREE BUCKETS.

## USER INFORMATION (Primary Bucket Contact)

Name \_\_\_\_\_ Title \_\_\_\_\_

Company Name \_\_\_\_\_

Shipping Address \_\_\_\_\_

City \_\_\_\_\_ State \_\_\_\_\_ Zip \_\_\_\_\_

Phone \_\_\_\_\_ Fax \_\_\_\_\_

Current Bucket Supplier \_\_\_\_\_

1. Average Bucket Life \_\_\_\_\_

2. Current Bucket Brand Name \_\_\_\_\_

3. Size & Style Now in Use \_\_\_\_\_

4. Current Bucket Problem \_\_\_\_\_

5. Material Being Elevated \_\_\_\_\_

6. Current Belt Spacing \_\_\_\_\_

7. Hole Punch Spacing \_\_\_\_\_

8. Belt Width \_\_\_\_\_

\* We are unable to pay for shipping expenses on samples shipping outside the U.S.  
Free samples limited to injection molded designs

### SELECT BUCKET STYLE:

 **TIGER-TUFF**  
MAXIMUM DUTY ELEVATOR BUCKETS.  
MAXIMUM DUTY 

 **TIGER-CC**  
MAXIMUM DUTY ELEVATOR BUCKETS.  
MAXIMUM DUTY 

 **HD-MAX**  
HEAVY DUTY BUCKETS.  
HEAVY DUTY 

 **CC-MAX**  
HEAVY DUTY 

 **HD-STAX**  
STACKABLE HEAVY DUTY BUCKETS  
STACKABLE 

 **TIGER-TUFF**  
INDUSTRIAL ELEVATOR BUCKETS.  
MAXIMUM DUTY INDUSTRIAL 

 **TIGER-CC**  
INDUSTRIAL ELEVATOR BUCKETS.  
MAXIMUM DUTY INDUSTRIAL 


 **MAXI-TUFF AA**  
ELEVATOR BUCKET  
MAXIMUM DUTY INDUSTRIAL 

 **MAXI-TUFF MF**  
ELEVATOR BUCKET  
MAXIMUM DUTY INDUSTRIAL 

AGRICULTURAL

INDUSTRIAL

# MAXI-LIFT



## INDUSTRIAL ELEVATOR BUCKETS

UPGRADE TO THE TOUGHEST  
ELEVATOR BUCKETS

- **TIGER-TUFF**  
INDUSTRIAL
- **TIGER-CC**  
INDUSTRIAL
- **MAXI-TUFF AA & MF**  
MAXIMUM DUTY
- **DI-MAX AA & AC**  
DUCTILE IRON
- **DIGGER BUCKETS**  
WELDED STEEL
- **WELDED STEEL**

MAXI-LIFT



# TIGER-TUFF® INDUSTRIAL

Slow Speed Centrifugal Discharge 125-450 FPM

# THE MAXI-LIFT TIGER-TUFF



**TIGER-TUFF**  
INDUSTRIAL ELEVATOR BUCKETS®

## THE INDUSTRIAL STRENGTH TIGER-TUFF

**THICKER. TOUGHER. LASTS LONGER:**  
DESIGNED FOR THE TOUGHEST  
APPLICATIONS - FOR THOSE WHO  
DON'T HAVE TIME TO BE DOWN

**ENGINEERED FOR ULTIMATE RELIABILITY:**  
THE THICKEST FRONT LIP AND CORNERS  
GIVE THE LONGEST BUCKET LIFE



### FEATURES & BENEFITS

- More Capacity Than Typical AA Buckets
- Thicker Than Most AA Plastic Buckets
- Reduces Weight on Elevator up to 80%
- More Capacity than Cast Iron Buckets
- Thicker Walls, Heavy Front Digging Lip
- Heat, Impact and Abrasion Resistant
- Non-Corrosive, Non-Sparking
- Easier to Install and Replace
- Cleaner Discharge
- Reduces Build-Up in Bottom of Buckets
- Reduces Energy Usage
- Extends Bucket Life
- Lowers Elevator Maintenance
- Decreases Elevator Down-Time
- Saves Money Versus Carbon Steel



Thick Back Wall



Heavy Duty Construction



Heavy Front Lip



Reinforced Corners



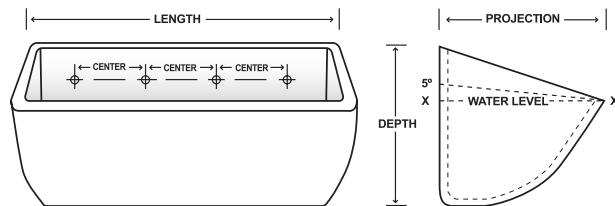
# TIGER-TUFF® INDUSTRIAL

## Slow Speed Centrifugal Discharge 125-450 FPM







### TIGER-TUFF® INDUSTRIAL

The **TIGER-TUFF Industrial** is a maximum duty industrial elevator bucket, designed and engineered to maximize bucket life and elevated capacity. This will reduce down time and lower maintenance costs. The **TIGER-TUFF Industrial** bucket has the thickest lip, back wall and corners to maximize bucket life and maintain capacity. The most common applications include cement, sand, gypsum, limestone, clay, concrete and many, many more. The **TIGER-TUFF Industrial** is the maximum duty industrial bucket for your most demanding industrial applications. Standard spacing is projection x 2.



### AVAILABLE MATERIALS

	NYLON	POLYETHYLENE	URETHANE	FDA NYLON
<b>Color</b>	 Tan	 Orange	 Green	 White
<b>Application</b>	Hot, high impact, abrasive, dense products	Food Products	Heavy abrasion, sticky materials	Hot, high impact, abrasive food grade products
<b>Temperature Range</b>	-60° F to + 300° F (350° F Intermittent)	-60° F to + 180° F (210° F Intermittent)	-60° F to + 180° F (210° F Intermittent)	-60° F to + 300° F
<b>FDA Approved Material</b>	No	Yes	Yes	Yes
<b>Comments</b>	Best for high heat applications, with tough impact and abrasion needs.	Economical, high density polyethylene. FDA approved material for handling food grade products.	Most flexible and abrasion resistant. Resists product sticking and sharp cutting particles.	Best for high heat applications, with tough impact and abrasion needs.

### APPLICATIONS



**AGGREGATES**  
Asphalt, Clays, Coal, Limestone, Minerals, Ores, Silica Sand, Steel Shot, Wood Chips, etc.



**POWDERS**  
Alumina, Bauxite, Cement, Chemicals, Fly Ash, Gypsum, Lime, Phosphates, Sawdust, etc.



**AND MORE**  
Salt, Sugar, Cullet, Pellets, Fertilizer, Fullers Earth, etc.

### OTHER CONSIDERATIONS

**ENGINEERING:** Please see Engineering section of catalog for detailed engineering, speed and capacity information.

**DRILLING:** Elevator Buckets are manufactured without a drill pattern. Special drilling or punching can be accommodated upon customer request.

\*Mounting Holes drilled 1/32 to 1/16 over bolt diameter for easier installation.

**VENTING:** Available as needed. See venting options in this catalog.

**DIGGER BUCKETS:** Use slightly larger metal digger elevator buckets to help loosen material in the elevator boot section that has set up or hardened, thereby reducing abrasion on the plastic buckets. Call for details on Metal Digger elevator bucket options.

**INSTALLATION:** Use a #1 standard elevator bolt or Sabre-Tooth elevator bolt for installation. Designed to be used with fender or flat and lock washers and hex or locking nuts. If buckets are being installed on chain, use hex head bolts, nuts and washers. A locking device should always be used.

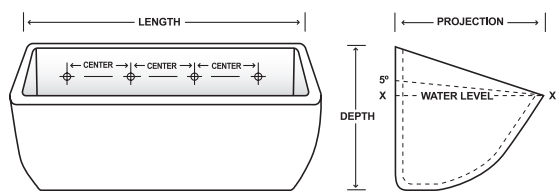
**FDA:** Both the urethane and polyethylene are designed to FDA specifications for direct contact with food products.

**SPACING:** PROJECTION x 2 = STANDARD VERTICAL SPACING (depending on materials and speeds, closer or wider spacing may be used).

**AVAILABILITY:** Some sizes may not be stocked in nylon or urethane and will only be available by special order. Minimum quantities will apply.

# TIGER-TUFF® INDUSTRIAL

Nylon



MOUNTING HOLES AND VENTING TO YOUR SPECIFICATIONS

## TIGER-TUFF® INDUSTRIAL: Nylon

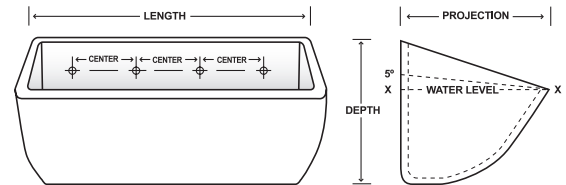
BUCKET SIZE	BUCKET SIZE, INCHES*						Back Wall Thickness	WEIGHT, LBS. Nylon	CAPACITY, CU. IN.		
	Length		Projection		Depth				Water Level X-X, Cu. In.	Water Level X-X, Cu. Ft.	Std Spacing
	in.	mm	in.	mm	in.	mm					
6 x 5	6-5/8	168	5-3/4	146	5	127	0.33	1.08	67.20	0.039	10
7 x 5	7-5/8	194	5-3/4	146	5	127	0.33	1.26	79.72	0.046	10
8 x 5	8-5/8	219	5-3/4	146	5	127	0.33	1.44	88.54	0.051	10
9 x 5	9-5/8	244	5-3/4	146	5	127	0.33	1.62	107.37	0.062	10
10 x 5	10-5/8	270	5-3/4	146	5	127	0.33	1.80	121.30	0.070	10
11 x 5	11-5/8	295	5-3/4	146	5	127	0.33	1.98	140.70	0.081	10
12 x 5	12-5/8	321	5-3/4	146	5	127	0.33	2.16	159.87	0.093	10
8 x 6	8-5/8	219	6-7/8	175	6	152	0.40	2.09	135.56	0.078	12
9 x 6	9-5/8	244	6-7/8	175	6	152	0.40	2.26	150.26	0.087	12
10 x 6	10-5/8	270	6-7/8	175	6	152	0.40	2.44	170.69	0.099	12
11 x 6	11-5/8	295	6-7/8	175	6	152	0.40	2.63	185.18	0.107	12
12 x 6	12-5/8	321	6-7/8	175	6	152	0.40	2.81	200.37	0.116	12
13 x 6	13-5/8	346	6-7/8	175	6	152	0.40	2.99	220.78	0.123	12
12 x 7	12-7/8	327	7-7/8	200	7	178	0.42	4.12	269.24	0.156	14
13 x 7	13-7/8	352	7-7/8	200	7	178	0.42	4.44	292.51	0.169	14
14 x 7	14-7/8	378	7-7/8	200	7	178	0.42	4.72	315.77	0.183	14
15 x 7	15-7/8	403	7-7/8	200	7	178	0.42	5.15	346.64	0.201	14
16 x 7	16-7/8	429	7-7/8	200	7	178	0.42	5.37	377.41	0.218	14
11 x 8	11-7/8	302	8-7/8	225	8-1/4	210	0.50	5.16	340.02	0.197	16
12 x 8	12-7/8	327	8-7/8	225	8-1/4	210	0.50	5.42	373.00	0.216	16
13 x 8	13-7/8	352	8-7/8	225	8-1/4	210	0.50	5.66	404.85	0.234	16
14 x 8	14-7/8	378	8-7/8	225	8-1/4	210	0.50	6.09	436.80	0.253	16
16 x 8	17	432	9-1/4	235	7-5/8	194	0.50	6.18	512.57	0.297	16
18 x 8	19	483	9-1/4	235	7-5/8	194	0.50	6.91	567.49	0.328	16
20 x 8	21	533	9-1/4	235	7-5/8	194	0.50	7.51	646.81	0.374	16
22 x 8	23	584	9-1/4	235	8-1/4	210	0.50	9.23	701.90	0.406	16
24 x 8	25	635	9-1/4	235	8-1/4	210	0.50	9.55	763.40	0.441	16
16 x 10	17	432	11-1/4	286	10	254	0.75	10.03	795.70	0.461	20
18 x 10	19	483	11-1/4	286	10	254	0.75	11.13	910.00	0.527	20
20 x 10	21	533	11-1/4	286	10	254	0.75	12.05	1032.50	0.598	20

Disclaimer: Weights, dimensions, & capacities are estimated. Actual measurements may vary. For tight tolerances or additional / updated information, please contact Maxi-Lift. Standard spacing is Projection x 2. Some sizes are made to order. Tiger-Tuff Industrial buckets must have metal adapter plates for chain.

## Slow Speed Centrifugal Discharge 125-450 FPM

# TIGER-TUFF® INDUSTRIAL

Urethane



MOUNTING HOLES AND VENTING TO YOUR SPECIFICATIONS

## TIGER-TUFF® INDUSTRIAL: Urethane

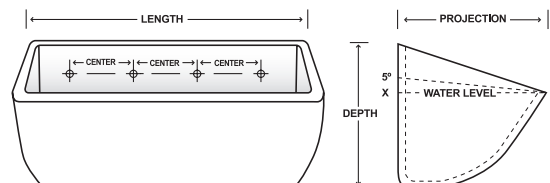
BUCKET SIZE	BUCKET SIZE, INCHES*						Back Wall Thickness	WEIGHT, LBS. Urethane	CAPACITY, CU. IN.		
	Length		Projection		Depth				Water Level X-X, Cu. In.	Water Level X-X, Cu. Ft.	Std Spacing
	in.	mm	in.	mm	in.	mm					
6 x 5	6-5/8	168	5-3/4	146	5	127	0.33	1.18	67.20	0.039	10
7 x 5	7-5/8	194	5-3/4	146	5	127	0.33	1.38	79.72	0.046	10
8 x 5	8-5/8	219	5-3/4	146	5	127	0.33	1.57	88.54	0.051	10
9 x 5	9-5/8	244	5-3/4	146	5	127	0.33	1.77	107.37	0.062	10
10 x 5	10-5/8	270	5-3/4	146	5	127	0.33	1.97	121.30	0.070	10
11 x 5	11-5/8	295	5-3/4	146	5	127	0.33	2.16	140.70	0.081	10
12 x 5	12-5/8	321	5-3/4	146	5	127	0.33	2.36	159.87	0.093	10
8 x 6	8-5/8	219	6-7/8	175	6	152	0.40	2.28	135.56	0.078	12
9 x 6	9-5/8	244	6-7/8	175	6	152	0.40	2.47	150.26	0.087	12
10 x 6	10-5/8	270	6-7/8	175	6	152	0.40	2.67	170.69	0.099	12
11 x 6	11-5/8	295	6-7/8	175	6	152	0.40	2.87	185.18	0.107	12
12 x 6	12-5/8	321	6-7/8	175	6	152	0.40	3.05	200.37	0.116	12
13 x 6	13-5/8	346	6-7/8	175	6	152	0.40	3.25	220.78	0.123	12
12 x 7	12-7/8	327	7-7/8	200	7	178	0.42	4.48	269.24	0.156	14
13 x 7	13-7/8	352	7-7/8	200	7	178	0.42	4.82	292.51	0.169	14
14 x 7	14-7/8	378	7-7/8	200	7	178	0.42	5.14	315.77	0.183	14
15 x 7	15-7/8	403	7-7/8	200	7	178	0.42	5.56	346.64	0.201	14
16 x 7	16-7/8	429	7-7/8	200	7	178	0.42	5.79	377.41	0.218	14
11 x 8	11-7/8	302	8-7/8	225	8-1/4	210	0.50	6.02	340.02	0.197	16
12 x 8	12-7/8	327	8-7/8	225	8-1/4	210	0.50	6.36	373.00	0.216	16
13 x 8	13-7/8	352	8-7/8	225	8-1/4	210	0.50	6.65	404.85	0.234	16
14 x 8	14-7/8	378	8-7/8	225	8-1/4	210	0.50	7.15	436.80	0.253	16
16 x 8	17	432	9-1/4	235	7-5/8	194	0.50	7.51	512.57	0.297	16
18 x 8	19	483	9-1/4	235	7-5/8	194	0.50	8.08	567.49	0.328	16

Disclaimer: Weights, dimensions, & capacities are estimated. Actual measurements may vary. For tight tolerances or additional / updated information, please contact Maxi-Lift. Standard spacing is Projection x 2. Some sizes are made to order. Tiger-Tuff Industrial buckets must have metal adapter plates for chain.

Slow Speed Centrifugal Discharge 125-450 FPM

# TIGER-TUFF® INDUSTRIAL

Polyethylene



® The color orange, as applied to buckets, is a registered trademark of Maxi-Lift, Inc.

MOUNTING HOLES AND VENTING TO YOUR SPECIFICATIONS

## TIGER-TUFF® INDUSTRIAL: Polyethylene

BUCKET SIZE	BUCKET SIZE, INCHES*						Back Wall Thickness	WEIGHT, LBS. HDPE	CAPACITY, CU. IN.		
	Length		Projection		Depth				Water Level X-X, Cu. In.	Water Level X-X, Cu. Ft.	Std Spacing
	in.	mm	in.	mm	in.	mm					
6 x 5	6-5/8	168	5-3/4	146	5	127	0.33	0.94	67.20	0.039	10
7 x 5	7-5/8	194	5-3/4	146	5	127	0.33	1.10	79.72	0.046	10
8 x 5	8-5/8	219	5-3/4	146	5	127	0.33	1.25	88.54	0.051	10
9 x 5	9-5/8	244	5-3/4	146	5	127	0.33	1.41	107.37	0.062	10
10 x 5	10-5/8	270	5-3/4	146	5	127	0.33	1.57	121.30	0.070	10
11 x 5	11-5/8	295	5-3/4	146	5	127	0.33	1.72	140.70	0.081	10
12 x 5	12-5/8	321	5-3/4	146	5	127	0.33	1.88	159.87	0.093	10
8 x 6	8-5/8	219	6-7/8	175	6	152	0.40	1.82	135.56	0.078	12
9 x 6	9-5/8	244	6-7/8	175	6	152	0.40	1.97	150.26	0.087	12
10 x 6	10-5/8	270	6-7/8	175	6	152	0.40	2.13	170.69	0.099	12
11 x 6	11-5/8	295	6-7/8	175	6	152	0.40	2.29	185.18	0.107	12
12 x 6	12-5/8	321	6-7/8	175	6	152	0.40	2.44	200.37	0.116	12
13 x 6	13-5/8	346	6-7/8	175	6	152	0.40	2.60	220.78	0.123	12
12 x 7	12-7/8	327	7-7/8	200	7	178	0.42	3.60	269.24	0.156	14
13 x 7	13-7/8	352	7-7/8	200	7	178	0.42	3.86	292.51	0.169	14
14 x 7	14-7/8	378	7-7/8	200	7	178	0.42	4.14	315.77	0.183	14
15 x 7	15-7/8	403	7-7/8	200	7	178	0.42	4.47	346.64	0.201	14
16 x 7	16-7/8	429	7-7/8	200	7	178	0.42	4.68	377.41	0.218	14
11 x 8	11-7/8	302	8-7/8	225	8-1/4	210	0.50	4.45	340.02	0.197	16
12 x 8	12-7/8	327	8-7/8	225	8-1/4	210	0.50	4.71	373.00	0.216	16
13 x 8	13-7/8	352	8-7/8	225	8-1/4	210	0.50	4.92	404.85	0.234	16
14 x 8	14-7/8	378	8-7/8	225	8-1/4	210	0.50	5.30	436.80	0.253	16
16 x 8	17	432	9-1/4	235	7-5/8	194	0.50	5.35	512.57	0.297	16
18 x 8	19	483	9-1/4	235	7-5/8	194	0.50	5.89	567.49	0.328	16
20 x 8	21	533	9-1/4	235	7-5/8	194	0.50	6.62	646.81	0.374	16
22 x 8	23	584	9-1/4	235	8-1/4	210	0.50	7.85	701.90	0.406	16
24 x 8	25	635	9-1/4	235	8-1/4	210	0.50	8.50	763.40	0.441	16
16 x 10	17	432	11-1/4	286	10	254	0.75	8.87	795.70	0.461	20
18 x 10	19	483	11-1/4	286	10	254	0.75	9.83	910.00	0.527	20
20 x 10	21	533	11-1/4	286	10	254	0.75	10.57	1032.50	0.598	20

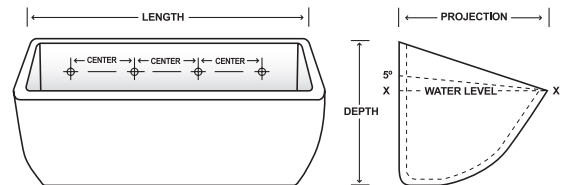
Disclaimer: Weights, dimensions, & capacities are estimated. Actual measurements may vary. For tight tolerances or additional / updated information, please contact Maxi-Lift. Standard spacing is Projection x 2. Some sizes are made to order. Tiger-Tuff Industrial buckets must have metal adapter plates for chain.

## Slow Speed Centrifugal Discharge 125-450 FPM

# TIGER-TUFF® INDUSTRIAL

## FDA Nylon

All Special Run-minimum quantities and set up fees may occur



MOUNTING HOLES AND VENTING TO YOUR SPECIFICATIONS

## TIGER-TUFF® INDUSTRIAL: FDA Nylon

BUCKET SIZE	BUCKET SIZE, INCHES*						Back Wall Thickness	WEIGHT, LBS.		CAPACITY, CU. IN.		
	Length		Projection		Depth			FDA Nylon	Water Level X-X, Cu. In.	Water Level X-X, Cu. Ft.	Std Spacing	
	in.	mm	in.	mm	in.	mm						
6 x 5	6-5/8	168	5-3/4	146	5	127	0.33	1.08	67.20	0.039	10	
7 x 5	7-5/8	194	5-3/4	146	5	127	0.33	1.26	79.72	0.046	10	
8 x 5	8-5/8	219	5-3/4	146	5	127	0.33	1.44	88.54	0.051	10	
9 x 5	9-5/8	244	5-3/4	146	5	127	0.33	1.62	107.37	0.062	10	
10 x 5	10-5/8	270	5-3/4	146	5	127	0.33	1.80	121.30	0.070	10	
11 x 5	11-5/8	295	5-3/4	146	5	127	0.33	1.98	140.70	0.081	10	
12 x 5	12-5/8	321	5-3/4	146	5	127	0.33	2.16	159.87	0.093	10	
8 x 6	8-5/8	219	6-7/8	175	6	152	0.40	2.09	135.56	0.078	12	
9 x 6	9-5/8	244	6-7/8	175	6	152	0.40	2.26	150.26	0.087	12	
10 x 6	10-5/8	270	6-7/8	175	6	152	0.40	2.44	170.69	0.099	12	
11 x 6	11-5/8	295	6-7/8	175	6	152	0.40	2.63	185.18	0.107	12	
12 x 6	12-5/8	321	6-7/8	175	6	152	0.40	2.81	200.37	0.116	12	
13 x 6	13-5/8	346	6-7/8	175	6	152	0.40	2.99	220.78	0.123	12	
12 x 7	12-7/8	327	7-7/8	200	7	178	0.42	4.12	269.24	0.156	14	
13 x 7	13-7/8	352	7-7/8	200	7	178	0.42	4.44	292.51	0.169	14	
14 x 7	14-7/8	378	7-7/8	200	7	178	0.42	4.72	315.77	0.183	14	
15 x 7	15-7/8	403	7-7/8	200	7	178	0.42	5.15	346.64	0.201	14	
16 x 7	16-7/8	429	7-7/8	200	7	178	0.42	5.37	377.41	0.218	14	
11 x 8	11-7/8	302	8-7/8	225	8-1/4	210	0.50	5.16	340.02	0.197	16	
12 x 8	12-7/8	327	8-7/8	225	8-1/4	210	0.50	5.42	373.00	0.216	16	
13 x 8	13-7/8	352	8-7/8	225	8-1/4	210	0.50	5.66	404.85	0.234	16	
14 x 8	14-7/8	378	8-7/8	225	8-1/4	210	0.50	6.09	436.80	0.253	16	
16 x 8	17	432	9-1/4	235	7-5/8	194	0.50	6.18	512.57	0.297	16	
18 x 8	19	483	9-1/4	235	7-5/8	194	0.50	6.91	567.49	0.328	16	
20 x 8	21	533	9-1/4	235	7-5/8	194	0.50	7.51	646.81	0.374	16	
22 x 8	23	584	9-1/4	235	8-1/4	210	0.50	9.23	701.90	0.406	16	
24 x 8	25	635	9-1/4	235	8-1/4	210	0.50	9.55	763.40	0.441	16	
16 x 10	17	432	11-1/4	286	10	254	0.75	10.03	795.70	0.461	20	
18 x 10	19	483	11-1/4	286	10	254	0.75	11.13	910.00	0.527	20	
20 x 10	21	533	11-1/4	286	10	254	0.75	12.05	1032.50	0.598	20	

Disclaimer: Weights, dimensions, & capacities are estimated. Actual measurements may vary. For tight tolerances or additional / updated information, please contact Maxi-Lift. Standard spacing is Projection x 2. Some sizes are made to order. Tiger-Tuff Industrial buckets must have metal adapter plates for chain.

## Slow Speed Centrifugal Discharge 125-450 FPM

# TIGER-CC® INDUSTRIAL

Slow Speed Centrifugal Discharge 125-450 FPM

# THE INDUSTRIAL TIGER-CC



**TIGER-CC**  
INDUSTRIAL ELEVATOR BUCKETS®

## THE INDUSTRIAL STRENGTH TIGER-CC

**THICKER. TOUGHER. LASTS LONGER:**  
FOR THOSE WHO DON'T HAVE TIME  
FOR DOWN-TIME


**ENGINEERED FOR ULTIMATE RELIABILITY:**  
THE THICKEST FRONT LIP AND CORNERS  
GIVE THE LONGEST BUCKET LIFE

**ALL TIGER. ALL CC.**




### FEATURES & BENEFITS

- Largest Capacity - Move More Material in a Single Row
- Thicker Corners
- Thicker Walls, Heavy Front Lip for Digging
- Cleaner Discharge
- Heat, Impact & Abrasion Resistant
- Non-Corrosive, Non-Sparking
- Extends Bucket Life
- Increases Elevator Capacity
- Lowers Elevator Maintenance
- Decreases Elevator Down Time




Reinforced Corners



Heavy Front Lip




Traditional CC Breaks



Thick Back Wall

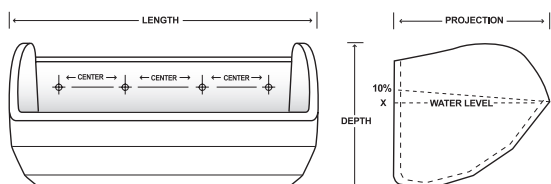
# TIGER-CC® INDUSTRIAL

## Slow Speed Centrifugal Discharge 125-450 FPM







### TIGER-CC® INDUSTRIAL

The **TIGER-CC** Industrial is a maximum duty industrial elevator bucket designed in the traditional CC style. The **TIGER-CC** is engineered to maximize bucket life and elevator capacity, reduce down time and lower maintenance costs. The **TIGER-CC** Industrial bucket has the thickest lip, back wall and corners to maximize bucket life and maintain capacity. The most common applications include sand, gypsum, limestone, clay, cement and many, many more. The **TIGER-CC** Industrial is the maximum duty industrial bucket for your most demanding industrial applications. Standard spacing is projection x 2.



### AVAILABLE MATERIALS

	NYLON	POLYETHYLENE	URETHANE	FDA NYLON
<b>Color</b>	 Tan	 Orange	 Green	 White
<b>Application</b>	Hot, high impact, abrasive, dense products	Food Products	Heavy abrasion, sticky materials	Hot, high impact, abrasive food grade products
<b>Temperature Range</b>	-60° F to + 300° F (350° F Intermittent)	-60° F to + 180° F (210° F Intermittent)	-60° F to + 180° F (210° F Intermittent)	-60° F to + 300° F
<b>FDA Approved Material</b>	No	Yes	Yes	Yes
<b>Comments</b>	Best for high heat applications, with tough impact and abrasion needs.	Economical, high density polyethylene. FDA approved material for handling food grade products.	Most flexible and abrasion resistant. Resists product sticking and sharp cutting particles.	Best for high heat applications, with tough impact and abrasion needs.

### APPLICATIONS



**AGGREGATES**  
Asphalt, Clays, Coal, Limestone, Minerals, Ores, Silica Sand, Steel Shot, Wood Chips, etc.



**POWDERS**  
Alumina, Bauxite, Cement, Chemicals, Fly Ash, Gypsum, Lime, Phosphates, Sawdust, etc.



**AND MORE**  
Salt, Sugar, Cullet, Pellets, Fertilizer, Fullers Earth, etc.

### OTHER CONSIDERATIONS

**ENGINEERING:** Please see Engineering section of catalog for detailed engineering, speed and capacity information.

**DRILLING:** Elevator Buckets are manufactured without a drill pattern. Special drilling or punching can be accommodated upon customer request.

\*Mounting Holes drilled 1/32 to 1/16 over bolt diameter for easier installation.

**VENTING:** Available as needed. See venting options in this catalog.

**DIGGER BUCKETS:** Use slightly larger metal digger elevator buckets to help loosen material in the elevator boot section that has set up or hardened, thereby reducing abrasion on the plastic buckets. Call for details on Metal Digger elevator bucket options.

**INSTALLATION:** Use a #1 standard elevator bolt or Sabre-Tooth elevator bolt for installation. Designed to be used with fender or flat and lock washers and hex or locking nuts. If buckets are being installed on chain, use hex head bolts, nuts and washers. A locking device should always be used.

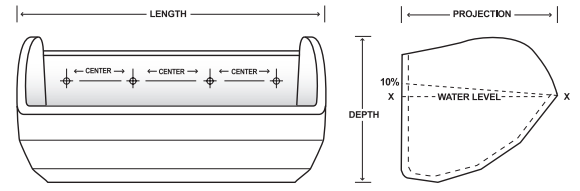
**FDA NYLON:** Both the urethane and polyethylene are designed to FDA specifications for direct contact with food products.

**SPACING:** PROJECTION x 2 = STANDARD VERTICAL SPACING (depending on materials and speeds, closer or wider spacing may be used).

**AVAILABILITY:** Some sizes may not be stocked in nylon or urethane and will only be available by special order. Minimum quantities will apply.

# TIGER-CC® INDUSTRIAL

Nylon



MOUNTING HOLES AND VENTING TO YOUR SPECIFICATIONS

## TIGER-CC® INDUSTRIAL: Nylon

BUCKET SIZE	BUCKET SIZE, INCHES*						Back Wall Thickness	WEIGHT, LBS. Nylon	CAPACITY, CU. IN.		
	Length		Projection		Depth				Water Level X-X, Cu. In.	Water Level X-X, Cu. Ft.	Std Spacing
	in.	mm	in.	mm	in.	mm					
10 x 7	10-7/8	276	8-1/8	206	6-7/8	174	0.50	4.18	217.3	0.126	14
11 x 7	11-7/8	301	8-1/8	206	6-7/8	174	0.50	4.47	236.2	0.137	14
12 x 7	12-7/8	327	8-1/8	206	6-7/8	174	0.50	4.69	258.3	0.149	14
13 x 7	13-7/8	352	8-1/8	206	6-7/8	174	0.50	4.99	299.7	0.173	14
14 x 7	14-7/8	377	8-1/8	206	6-7/8	174	0.50	5.27	313.1	0.181	14
15 x 7	15-7/8	403	8-1/8	206	6-7/8	174	0.50	5.54	338.7	0.196	14
16 x 7	16-7/8	428	8-1/8	206	6-7/8	174	0.50	5.79	352.2	0.204	14
12 x 8	12-7/8	327	9-1/4	235	8-7/8	225	0.55	5.68	366.0	0.212	16
14 x 8	14-7/8	377	9-1/4	235	8-7/8	225	0.55	6.26	430.0	0.249	16
16 x 8	16-7/8	428	9-1/4	235	8-7/8	225	0.55	6.84	510.0	0.295	16
18 x 8	18-7/8	479	9-1/4	235	8-7/8	225	0.55	7.66	560.0	0.324	16
20 x 8	20-7/8	530	9-1/4	235	8-7/8	225	0.55	8.35	655.0	0.379	16
18 x 10	19	481	11-1/2	292	10-3/8	264	0.70	13.41	914.7	0.529	20
20 x 10	21	533	11-1/2	292	10-3/8	264	0.70	14.20	1005.0	0.581	20
22 x 10	23	584	11-1/2	292	10-3/8	264	0.70	15.08	1105.0	0.639	20
23 x 10	24	609	11-1/2	292	10-3/8	264	0.70	15.66	1155.0	0.668	20
24 x 10	25	635	11-1/2	292	10-3/8	264	0.70	16.23	1206.0	0.698	20
25 x 10	26	660	11-1/2	292	10-3/8	264	0.70	16.70	1256.0	0.727	20
26 x 10	27	685	11-1/2	292	10-3/8	264	0.70	17.17	1306.0	0.756	20
28 x 10	29	737	11-1/2	292	10-3/8	264	0.70	18.13	1400.0	0.810	20
18 x 12	19	483	13-1/2	343	12-1/8	308	0.75	18.80	1222.2	0.707	24
20 x 12	21	533	13-1/2	343	12-1/8	308	0.75	20.40	1365.5	0.790	24
22 x 12	23	584	13-1/2	343	12-1/8	308	0.75	21.80	1508.8	0.873	24
24 x 12	25	635	13-1/2	343	12-1/8	308	0.75	22.90	1652.1	0.956	24

NEW

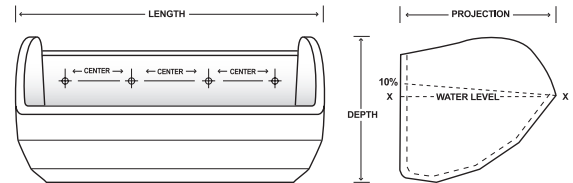
\*Injection molded materials shrink at differing rates. External dimensions may vary. Weights, Dimensions & Capacities have been estimated from engineered elevator bucket drawings. Actual molded parts will vary from numbers on charts. For tight tolerances / the most updated information, please contact Maxi-Lift for additional information. Some sizes are made to order. Standard spacing is Projection x 2.

## Slow Speed Centrifugal Discharge 125-450 FPM



# TIGER-CC® INDUSTRIAL

## Urethane



MOUNTING HOLES AND VENTING TO YOUR SPECIFICATIONS

### TIGER-CC® INDUSTRIAL: Urethane

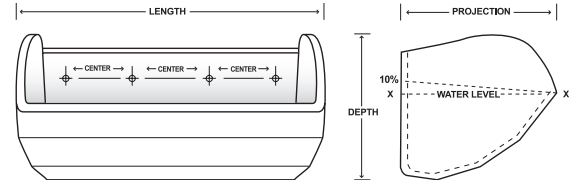
BUCKET SIZE	BUCKET SIZE, INCHES*						Back Wall Thickness	WEIGHT, LBS. Urethane	CAPACITY, CU. IN.		
	Length		Projection		Depth				Water Level X-X, Cu. In.	Water Level X-X, Cu. Ft.	Std Spacing
	in.	mm	in.	mm	in.	mm					
10 x 7	10-7/8	276	8-1/8	206	6-7/8	174	0.50	4.48	217.3	0.126	14
11 x 7	11-7/8	301	8-1/8	206	6-7/8	174	0.50	4.79	236.2	0.137	14
12 x 7	12-7/8	327	8-1/8	206	6-7/8	174	0.50	5.03	258.3	0.149	14
13 x 7	13-7/8	352	8-1/8	206	6-7/8	174	0.50	5.35	299.7	0.173	14
14 x 7	14-7/8	377	8-1/8	206	6-7/8	174	0.50	5.65	313.1	0.181	14
15 x 7	15-7/8	403	8-1/8	206	6-7/8	174	0.50	5.95	338.7	0.196	14
16 x 7	16-7/8	428	8-1/8	206	6-7/8	174	0.50	6.21	352.2	0.204	14
12 x 8	12-7/8	327	9-1/4	235	8-7/8	225	0.55	6.10	366.0	0.212	16
14 x 8	14-7/8	377	9-1/4	235	8-7/8	225	0.55	6.72	430.0	0.249	16
16 x 8	16-7/8	428	9-1/4	235	8-7/8	225	0.55	7.34	510.0	0.295	16

\*Injection molded materials shrink at differing rates. External dimensions may vary. Weights, Dimensions & Capacities have been estimated from engineered elevator bucket drawings. Actual molded parts will vary from numbers on charts. For tight tolerances / the most updated information, please contact Maxi-Lift for additional information. Some sizes are made to order. Standard spacing is Projection x 2.

Slow Speed Centrifugal Discharge 125-450 FPM

# TIGER-CC® INDUSTRIAL

Polyethylene



® The color orange, as applied to buckets, is a registered trademark of Maxi-Lift, Inc.

MOUNTING HOLES AND VENTING TO YOUR SPECIFICATIONS

## TIGER-CC® INDUSTRIAL: Polyethylene

BUCKET SIZE	BUCKET SIZE, INCHES*						Back Wall Thickness	WEIGHT, LBS. HDPE	CAPACITY, CU. IN.		
	Length		Projection		Depth				Water Level X-X, Cu. In.	Water Level X-X, Cu. Ft.	Std Spacing
	in.	mm	in.	mm	in.	mm					
10 x 7	10-7/8	276	8-1/8	206	6-7/8	174	0.50	3.60	217.3	0.126	14
11 x 7	11-7/8	301	8-1/8	206	6-7/8	174	0.50	3.85	236.2	0.137	14
12 x 7	12-7/8	327	8-1/8	206	6-7/8	174	0.50	4.04	258.3	0.149	14
13 x 7	13-7/8	352	8-1/8	206	6-7/8	174	0.50	4.30	299.7	0.173	14
14 x 7	14-7/8	377	8-1/8	206	6-7/8	174	0.50	4.54	313.1	0.181	14
15 x 7	15-7/8	403	8-1/8	206	6-7/8	174	0.50	4.78	338.7	0.196	14
16 x 7	16-7/8	428	8-1/8	206	6-7/8	174	0.50	4.99	352.2	0.204	14
12 x 8	12-7/8	327	9-1/4	235	8-7/8	225	0.55	4.90	366.0	0.212	16
14 x 8	14-7/8	377	9-1/4	235	8-7/8	225	0.55	5.40	430.0	0.249	16
16 x 8	16-7/8	428	9-1/4	235	8-7/8	225	0.55	5.90	510.0	0.295	16
18 x 8	18-7/8	479	9-1/4	235	8-7/8	225	0.55	6.60	560.0	0.324	16
20 x 8	20-7/8	530	9-1/4	235	8-7/8	225	0.55	7.20	655.0	0.379	16
18 x 10	19	481	11-1/2	292	10-3/8	264	0.70	11.56	914.7	0.529	20
20 x 10	21	533	11-1/2	292	10-3/8	264	0.70	12.20	1005.0	0.581	20
22 x 10	23	584	11-1/2	292	10-3/8	264	0.70	13.00	1105.0	0.639	20
23 x 10	24	609	11-1/2	292	10-3/8	264	0.70	13.50	1155.0	0.668	20
24 x 10	25	635	11-1/2	292	10-3/8	264	0.70	14.00	1206.0	0.698	20
25 x 10	26	660	11-1/2	292	10-3/8	264	0.70	14.40	1256.0	0.727	20
26 x 10	27	685	11-1/2	292	10-3/8	264	0.70	14.80	1306.0	0.756	20
28 x 10	29	737	11-1/2	292	10-3/8	264	0.70	15.80	1400.0	0.810	20
18 x 12	19	483	13-1/2	343	12-1/8	308	0.75	16.20	1222.2	0.707	24
20 x 12	21	533	13-1/2	343	12-1/8	308	0.75	17.60	1365.5	0.790	24
22 x 12	23	584	13-1/2	343	12-1/8	308	0.75	18.80	1508.8	0.873	24
24 x 12	25	635	13-1/2	343	12-1/8	308	0.75	19.70	1652.1	0.956	24

NEW

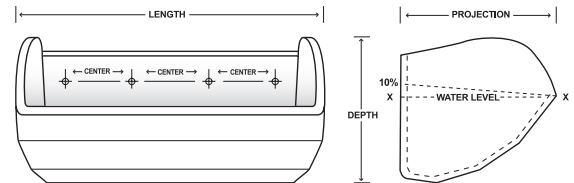
\*Injection molded materials shrink at differing rates. External dimensions may vary. Weights, Dimensions & Capacities have been estimated from engineered elevator bucket drawings. Actual molded parts will vary from numbers on charts. For tight tolerances / the most updated information, please contact Maxi-Lift for additional information. Some sizes are made to order. Standard spacing is Projection x 2.

## Slow Speed Centrifugal Discharge 125-450 FPM

# TIGER-CC® INDUSTRIAL

## FDA Nylon

All Special Run-minimum quantities and set up fees may occur



MOUNTING HOLES AND VENTING TO YOUR SPECIFICATIONS

## TIGER-CC® INDUSTRIAL: FDA Nylon

BUCKET SIZE	BUCKET SIZE, INCHES*						Back Wall Thickness	WEIGHT, LBS. FDA Nylon	CAPACITY, CU. IN.		
	Length		Projection		Depth				Water Level X-X, Cu. In.	Water Level X-X, Cu. Ft.	Std Spacing
	in.	mm	in.	mm	in.	mm					
10 x 7	10-7/8	276	8-1/8	206	6-7/8	174	0.50	4.18	217.3	0.126	14
11 x 7	11-7/8	301	8-1/8	206	6-7/8	174	0.50	4.47	236.2	0.137	14
12 x 7	12-7/8	327	8-1/8	206	6-7/8	174	0.50	4.69	258.3	0.149	14
13 x 7	13-7/8	352	8-1/8	206	6-7/8	174	0.50	4.99	299.7	0.173	14
14 x 7	14-7/8	377	8-1/8	206	6-7/8	174	0.50	5.27	313.1	0.181	14
15 x 7	15-7/8	403	8-1/8	206	6-7/8	174	0.50	5.54	338.7	0.196	14
16 x 7	16-7/8	428	8-1/8	206	6-7/8	174	0.50	5.79	352.2	0.204	14
12 x 8	12-7/8	327	9-1/4	235	8-7/8	225	0.55	5.68	366.0	0.212	16
14 x 8	14-7/8	377	9-1/4	235	8-7/8	225	0.55	6.26	430.0	0.249	16
16 x 8	16-7/8	428	9-1/4	235	8-7/8	225	0.55	6.84	510.0	0.295	16
18 x 8	18-7/8	479	9-1/4	235	8-7/8	225	0.55	7.66	560.0	0.324	16
20 x 8	20-7/8	530	9-1/4	235	8-7/8	225	0.55	8.35	655.0	0.379	16
18 x 10	19	481	11-1/2	292	10-3/8	264	0.70	13.41	914.7	0.529	20
20 x 10	21	533	11-1/2	292	10-3/8	264	0.70	14.20	1005.0	0.581	20
22 x 10	23	584	11-1/2	292	10-3/8	264	0.70	15.08	1105.0	0.639	20
23 x 10	24	609	11-1/2	292	10-3/8	264	0.70	15.66	1155.0	0.668	20
24 x 10	25	635	11-1/2	292	10-3/8	264	0.70	16.23	1206.0	0.698	20
25 x 10	26	660	11-1/2	292	10-3/8	264	0.70	16.70	1256.0	0.727	20
26 x 10	27	685	11-1/2	292	10-3/8	264	0.70	17.17	1306.0	0.756	20
28 x 10	29	737	11-1/2	292	10-3/8	264	0.70	18.13	1400.0	0.810	20
18 x 12	19	483	13-1/2	343	12-1/8	308	0.75	18.80	1222.2	0.707	24
20 x 12	21	533	13-1/2	343	12-1/8	308	0.75	20.40	1365.5	0.790	24
22 x 12	23	584	13-1/2	343	12-1/8	308	0.75	21.80	1508.8	0.873	24
24 x 12	25	635	13-1/2	343	12-1/8	308	0.75	22.90	1652.1	0.956	24

\*Injection molded materials shrink at differing rates. External dimensions may vary. Weights, Dimensions & Capacities have been estimated from engineered elevator bucket drawings. Actual molded parts will vary from numbers on charts. For tight tolerances / the most updated information, please contact Maxi-Lift for additional information. Some sizes are made to order. Standard spacing is Projection x 2.

## Slow Speed Centrifugal Discharge 125-450 FPM

# MAXI-TUFF® AA MAXIMUM DUTY

Slow Speed Centrifugal Discharge 125-450 FPM

## THE MAXI-LIFT MAXI-TUFF AA

## MAXI-TUFF® AA ELEVATOR BUCKET

TRADITIONAL CAST IRON  
SHAPE, REINFORCED  
WEAR AREAS

**THE #1 CONTINUOUS DISCHARGE  
BUCKET IN NORTH AMERICA!**  
THE BEST BUCKET FOR TOUGH, ABRASIVE  
INDUSTRIAL APPLICATIONS.

**DESIGNED AND ENGINEERED FOR THE  
TOUGHEST INDUSTRIAL MATERIALS**  
SAND, CEMENT, GLASS, AGGREGATE & MORE.



### FEATURES & BENEFITS

- Reduces Weight on Elevator up to 80%
- Up to 25% More Capacity than Cast Iron Buckets
- Thicker Walls, Heavy Front Digging Lip
- Heat, Impact and Abrasion Resistant
- Non-Corrosive, Non-Sparking
- Easier to Install and Replace
- Cleaner Discharge than Steel Buckets
- Reduces Energy Usage
- Extends Bucket Life
- Lowers Elevator Maintenance
- Decreases Elevator Down-Time
- Saves Money Versus Carbon Steel



Reinforced Corners



Heavy Front Lip



Front Ribs



Thick Back Wall

# MAXI-TUFF® AA MAXIMUM DUTY

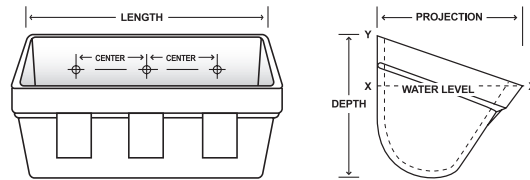
Slow Speed Centrifugal Discharge 125-450 FPM







**MAXI-TUFF AA**  
ELEVATOR BUCKET

## MAXI-TUFF® AA MAXIMUM DUTY


The **MAXI-TUFF AA** centrifugal elevator bucket has the traditional shape of a cast iron bucket. This bucket has a heavy reinforced lip and corners with a thickened back wall for mounting strength. The most common applications include cement, sand, fertilizer, clay, salt, limestone and concrete. The **MAXI-TUFF AA** bucket is the best bucket for tough, abrasive industrial applications. Standard spacing is projection x 2.



### AVAILABLE MATERIALS

	NYLON	URETHANE	POLYETHYLENE	FDA NYLON
<b>Color</b>	 Tan	 Green	 White	 White
<b>Application</b>	Hot, high impact, abrasive, dense products	Heavy abrasion, sticky materials	Food Products	Hot, high impact, abrasive, dense products
<b>Temperature Range</b>	-60° F to + 300° F (350° F Intermittent)	-60° F to + 180° F (210° F Intermittent)	-60° F to + 180° F (210° F Intermittent)	-60° F to + 300° F
<b>FDA Approved Material</b>	No	Yes	Yes	Yes
<b>Comments</b>	Best for high heat applications, with tough impact and abrasion needs.	Most flexible and abrasion resistant. Resists product sticking and sharp cutting particles.	Economical, high density polyethylene. FDA approved material for handling food grade products.	Best for high heat applications, with tough impact and abrasion needs.

### APPLICATIONS



**AGGREGATES**  
Asphalt, Clays, Coal, Limestone, Minerals, Ores, Silica Sand, Steel Shot, Wood Chips, etc.



**POWDERS**  
Alumina, Bauxite, Cement, Chemicals, Fly Ash, Gypsum, Lime, Phosphates, Sawdust, etc.



**AND MORE**  
Salt, Sugar, Cullet, Pellets, Fertilizer, Fullers Earth, etc.

### OTHER CONSIDERATIONS

**ENGINEERING:** Please see Engineering section of the catalog for detailed engineering, speed and capacity information.

**DRILLING:** Elevator Buckets are manufactured without a drill pattern. Special drilling or punching can be accommodated upon customer request.

\*Mounting Holes drilled 1/32 to 1/16 over bolt diameter for easier installation.

**VENTING:** Available as needed. Call for recommendations.

**DIGGER BUCKETS:** Use slightly larger metal digger buckets to help loosen material in the elevator boot section that has set up or hardened, thereby reducing abrasion on the plastic buckets. Call for details on Metal Digger elevator bucket options.

**INSTALLATION:** Use a #1 standard elevator bolt or Sabre-Tooth elevator bolt for installation. Designed to be used with fender or flat and lock washers and hex or locking nuts. If buckets are being installed on a chain, use hex head bolts, nuts and washers. A locking device should always be used.

**FDA:** Both the urethane and polyethylene are designed to FDA specifications for direct contact with food products. Special food grade nylon is also available for high heat applications.

**SPACING:** PROJECTION x 2 = STANDARD VERTICAL SPACING (depending on materials and speeds, closer or wider spacing may be used).

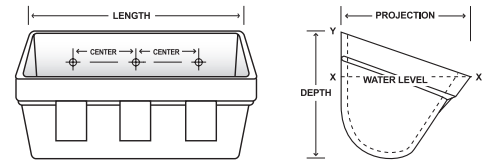
**AVAILABILITY:** Some sizes may not be stocked in nylon or urethane and will only be available by special order. Minimum quantities will apply.

# MAXI-TUFF® AA MAXIMUM DUTY

Nylon



## MAXI-TUFF® AA ELEVATOR BUCKET



Mounting holes and venting to your specifications

### MAXI-TUFF® AA: NYLON

BUCKET SIZE	BUCKET SIZE, INCHES*						Back Wall Thickness	WEIGHT, LBS. Nylon	CAPACITY, CU. IN.		
	Length		Projection		Depth				Water Level X-X, Cu. In.	Water Level X-X, Cu. Ft.	Std Spacing
	in.	mm	in.	mm	in.	mm					
4 x 3	4-1/4	108	3-1/8	79	3-1/8	79	0.205	0.20	13.4	0.008	6
5 x 4	5-1/4	133	4-1/8	105	4-1/8	105	0.205	0.51	34.8	0.020	8
6 x 4	6-1/4	159	4-1/8	105	4-1/8	105	0.205	0.56	41.5	0.024	8
7 x 4	7-1/4	184	4-1/8	105	4-1/8	105	0.225	0.65	51.3	0.030	8
7 x 5	7-1/8	181	5-1/4	133	5-1/4	133	0.325	0.93	76.6	0.044	10
8 x 5	8-1/8	206	5-1/4	133	5-1/4	133	0.325	1.20	89.7	0.052	10
9 x 5	9-1/8	232	5-1/4	133	5-1/4	133	0.300	1.25	101.3	0.059	10
9 x 6	9-3/8	238	6-1/8	156	6-1/8	156	0.290	1.45	132.4	0.077	12
10 x 6	10-3/8	264	6-1/8	156	6-1/8	156	0.322	1.54	148.3	0.086	12
11 x 6	11-3/8	289	6-1/8	156	6-1/8	156	0.285	1.63	163.5	0.095	12
12 x 6	12-3/8	314	6-1/8	156	6-1/8	156	0.345	2.21	186.1	0.108	12
12 x 7	12-3/8	314	7-1/8	181	7-1/8	181	0.284	2.47	244.1	0.141	14
14 x 7	14-3/8	365	7-1/8	181	7-1/8	181	0.300	2.91	298.4	0.173	14
14 x 8	14-3/8	365	8-1/8	206	8-1/8	206	0.455	4.12	351.5	0.204	16
16 x 8	16-3/8	416	8-1/8	206	8-1/8	206	0.455	4.62	406.4	0.235	16
18 x 8	18-1/8	460	8-1/8	206	8-1/8	206	0.455	5.24	467.4	0.271	16
18 x 10	18-1/2	470	10-1/8	257	10-1/8	257	0.463	7.80	692.6	0.401	20

Disclaimer: Weights, dimensions, & capacities are estimated. Actual measurements may vary. For tight tolerances or additional / updated information, please contact Maxi-Lift. Standard spacing is Projection x 2.. Some sizes are made to order.

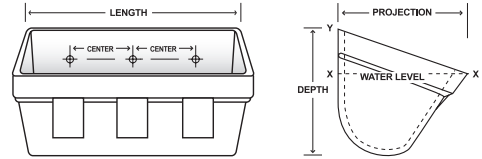
Slow Speed Centrifugal Discharge 125-450 FPM

# MAXI-TUFF® AA MAXIMUM DUTY

Urethane



## MAXI-TUFF® AA ELEVATOR BUCKET



MOUNTING HOLES AND VENTING TO YOUR SPECIFICATIONS

### MAXI-TUFF® AA: URETHANE

BUCKET SIZE	BUCKET SIZE, INCHES*						Back Wall Thickness	WEIGHT, LBS. Urethane	CAPACITY, CU. IN.		
	Length		Projection		Depth				Water Level X-X, Cu. In.	Water Level X-X, Cu. Ft.	Std Spacing
	in.	mm	in.	mm	in.	mm					
4 x 3	4-1/4	108	3-1/8	79	3-1/8	79	0.205	0.24	13.4	0.008	6
5 x 4	5-1/4	133	4-1/8	105	4-1/8	105	0.205	0.60	34.8	0.020	8
6 x 4	6-1/4	159	4-1/8	105	4-1/8	105	0.205	0.69	41.5	0.024	8
7 x 4	7-1/4	184	4-1/8	105	4-1/8	105	0.225	0.78	51.3	0.030	8
7 x 5	7-1/8	181	5-1/4	133	5-1/4	133	0.325	1.14	76.6	0.044	10
8 x 5	8-1/8	206	5-1/4	133	5-1/4	133	0.325	1.39	89.7	0.052	10
9 x 5	9-1/8	232	5-1/4	133	5-1/4	133	0.300	1.41	101.3	0.059	10
9 x 6	9-3/8	238	6-1/8	156	6-1/8	156	0.290	1.72	132.4	0.077	12
10 x 6	10-3/8	264	6-1/8	156	6-1/8	156	0.322	1.88	148.3	0.086	12
11 x 6	11-3/8	289	6-1/8	156	6-1/8	156	0.285	1.99	163.5	0.095	12
12 x 6	12-3/8	314	6-1/8	156	6-1/8	156	0.345	2.62	186.1	0.108	12
12 x 7	12-3/8	314	7-1/8	181	7-1/8	181	0.284	3.00	244.1	0.141	14
14 x 7	14-3/8	365	7-1/8	181	7-1/8	181	0.300	3.50	298.4	0.173	14
14 x 8	14-3/8	365	8-1/8	206	8-1/8	206	0.455	4.93	351.5	0.204	16
16 x 8	16-3/8	416	8-1/8	206	8-1/8	206	0.455	5.58	406.4	0.235	16
18 x 8	18-1/8	460	8-1/8	206	8-1/8	206	0.455	6.09	467.4	0.271	16
18 x 10	18-1/2	470	10-1/8	257	10-1/8	257	0.463	9.40	692.6	0.401	20

Disclaimer: Weights, dimensions, & capacities are estimated. Actual measurements may vary. For tight tolerances or additional / updated information, please contact Maxi-Lift. Standard spacing is Projection x 2.. Some sizes are made to order.

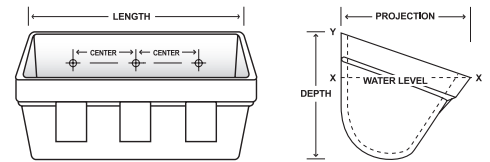
Slow Speed Centrifugal Discharge 125-450 FPM

# MAXI-TUFF® AA MAXIMUM DUTY

Polyethylene



## MAXI-TUFF® AA ELEVATOR BUCKET



MOUNTING HOLES AND VENTING TO YOUR SPECIFICATIONS

### MAXI-TUFF® AA: POLYETHYLENE

BUCKET SIZE	BUCKET SIZE, INCHES*						Back Wall Thickness	WEIGHT, LBS. HDPE	CAPACITY, CU. IN.		
	Length		Projection		Depth				Water Level X-X, Cu. In.	Water Level X-X, Cu. Ft.	Std Spacing
	in.	mm	in.	mm	in.	mm					
4 x 3	4-1/4	108	3-1/8	79	3-1/8	79	0.205	0.18	13.4	0.008	6
5 x 4	5-1/4	133	4-1/8	105	4-1/8	105	0.205	0.44	34.8	0.020	8
6 x 4	6-1/4	159	4-1/8	105	4-1/8	105	0.205	0.49	41.5	0.024	8
7 x 4	7-1/4	184	4-1/8	105	4-1/8	105	0.225	0.56	51.3	0.030	8
7 x 5	7-1/8	181	5-1/4	133	5-1/4	133	0.325	0.82	76.6	0.044	10
8 x 5	8-1/8	206	5-1/4	133	5-1/4	133	0.325	1.02	89.7	0.052	10
9 x 5	9-1/8	232	5-1/4	133	5-1/4	133	0.300	1.02	101.3	0.059	10
9 x 6	9-3/8	238	6-1/8	156	6-1/8	156	0.290	1.23	132.4	0.077	12
10 x 6	10-3/8	264	6-1/8	156	6-1/8	156	0.322	1.39	148.3	0.086	12
11 x 6	11-3/8	289	6-1/8	156	6-1/8	156	0.285	1.43	163.5	0.095	12
12 x 6	12-3/8	314	6-1/8	156	6-1/8	156	0.345	1.95	186.1	0.108	12
12 x 7	12-3/8	314	7-1/8	181	7-1/8	181	0.284	2.21	244.1	0.141	14
14 x 7	14-3/8	365	7-1/8	181	7-1/8	181	0.300	2.57	298.4	0.173	14
14 x 8	14-3/8	365	8-1/8	206	8-1/8	206	0.455	3.64	351.5	0.204	16
16 x 8	16-3/8	416	8-1/8	206	8-1/8	206	0.455	4.12	406.4	0.235	16
18 x 8	18-1/8	460	8-1/8	206	8-1/8	206	0.455	4.52	467.4	0.271	16
18 x 10	18-1/2	470	10-1/8	257	10-1/8	257	0.463	6.83	692.6	0.401	20

Disclaimer: Weights, dimensions, & capacities are estimated. Actual measurements may vary. For tight tolerances or additional / updated information, please contact Maxi-Lift. Standard spacing is Projection x 2.. Some sizes are made to order.

Slow Speed Centrifugal Discharge 125-450 FPM



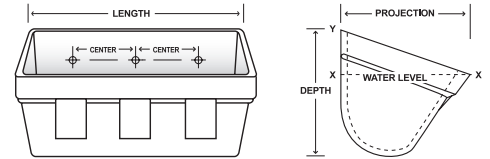
# MAXI-TUFF® AA MAXIMUM DUTY

FDA Nylon

All Special Run-minimum quantities and set up fees may occur



## MAXI-TUFF® AA ELEVATOR BUCKET



MOUNTING HOLES AND VENTING TO YOUR SPECIFICATIONS

### MAXI-TUFF® AA: FDA NYLON

BUCKET SIZE	BUCKET SIZE, INCHES*						Back Wall Thickness	WEIGHT, LBS.		CAPACITY, CU. IN.		
	Length		Projection		Depth			Nylon	Water Level X-X, Cu. In.	Water Level X-X, Cu. Ft.	Std Spacing	
	in.	mm	in.	mm	in.	mm						
4 x 3	4-1/4	108	3-1/8	79	3-1/8	79	0.205	0.20	13.4	0.008	6	
5 x 4	5-1/4	133	4-1/8	105	4-1/8	105	0.205	0.51	34.8	0.020	8	
6 x 4	6-1/4	159	4-1/8	105	4-1/8	105	0.205	0.56	41.5	0.024	8	
7 x 4	7-1/4	184	4-1/8	105	4-1/8	105	0.225	0.65	51.3	0.030	8	
7 x 5	7-1/8	181	5-1/4	133	5-1/4	133	0.325	0.93	76.6	0.044	10	
8 x 5	8-1/8	206	5-1/4	133	5-1/4	133	0.325	1.20	89.7	0.052	10	
9 x 5	9-1/8	232	5-1/4	133	5-1/4	133	0.300	1.25	101.3	0.059	10	
9 x 6	9-3/8	238	6-1/8	156	6-1/8	156	0.290	1.45	132.4	0.077	12	
10 x 6	10-3/8	264	6-1/8	156	6-1/8	156	0.322	1.54	148.3	0.086	12	
11 x 6	11-3/8	289	6-1/8	156	6-1/8	156	0.285	1.63	163.5	0.095	12	
12 x 6	12-3/8	314	6-1/8	156	6-1/8	156	0.345	2.21	186.1	0.108	12	
12 x 7	12-3/8	314	7-1/8	181	7-1/8	181	0.284	2.47	244.1	0.141	14	
14 x 7	14-3/8	365	7-1/8	181	7-1/8	181	0.300	2.91	298.4	0.173	14	
14 x 8	14-3/8	365	8-1/8	206	8-1/8	206	0.455	4.12	351.5	0.204	16	
16 x 8	16-3/8	416	8-1/8	206	8-1/8	206	0.455	4.62	406.4	0.235	16	
18 x 8	18-1/8	460	8-1/8	206	8-1/8	206	0.455	5.24	467.4	0.271	16	
18 x 10	18-1/2	470	10-1/8	257	10-1/8	257	0.463	7.80	692.6	0.401	20	

Disclaimer: Weights, dimensions, & capacities are estimated. Actual measurements may vary. For tight tolerances or additional / updated information, please contact Maxi-Lift. Standard spacing is Projection x 2.. Some sizes are made to order.

Slow Speed Centrifugal Discharge 125-450 FPM

# MAXI-TUFF® MF MAXIMUM DUTY

Slow Speed Continuous Discharge 1-250 FPM

## THE MAXI-LIFT MAXI-TUFF MF

**MAXI-TUFF® MF**  
ELEVATOR BUCKET

TRADITIONAL MF DESIGN,  
THICKER CRITICAL  
WEAR AREAS

**THE #1 SELLING PLASTIC INDUSTRIAL  
BUCKET IN NORTH AMERICA!**  
THE BEST BUCKET FOR TOUGH,  
ABRASIVE INDUSTRIAL APPLICATIONS.

**DESIGNED AND ENGINEERED FOR THE  
TOUGHEST INDUSTRIAL MATERIALS  
SAND, CEMENT, GLASS, AGGREGATE, ETC.**



### FEATURES & BENEFITS

- Reduces Weight on Elevator up to 80%
- Thicker Walls, Heavy Front Digging Lip
- Heat, Impact and Abrasion Resistant
- Non-Corrosive, Non-Sparking
- Cleaner Discharge than Steel Buckets
- Reduces Energy Usage
- Extends Bucket Life
- Lowers Elevator Maintenance
- Decreases Elevator Down-Time
- Saves Money Versus Carbon Steel



Reinforced Corners



Heavy Front Lip



Thick Side Walls



Thick Back Wall

# MAXI-TUFF® MF (MEDIUM FRONT)

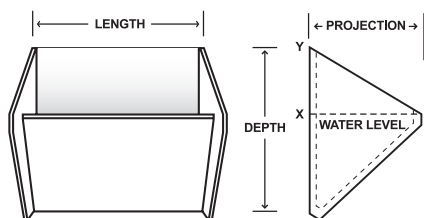
Nylon, Urethane, Polyethylene



**MAXI-TUFF MF**  
ELEVATOR BUCKET





## MAXI-TUFF® MF MAXIMUM DUTY

The **MAXI-TUFF MF** Medium Front continuous elevator bucket has the traditional shape of an MF steel elevator bucket. It also has a heavy reinforced lip and corners with a thickened back wall for mounting strength. The most common applications include fertilizer, clay, alumina and pellets. The **MAXI-TUFF MF** is the best bucket for fluffy or free flowing materials or those which require gentle handling. Standard vertical spacing is depth + 1/4".



MOUNTING HOLES AND VENTING TO YOUR SPECIFICATIONS

## AVAILABLE MATERIALS

	NYLON	URETHANE	POLYETHYLENE	FDA NYLON
<b>Color</b>	 Tan	 Green	 White	 White
<b>Application</b>	Hot, high impact, abrasive, dense products	Heavy abrasion, sticky materials	Food Products	Hot, high impact, abrasive, dense products
<b>Temperature Range</b>	-60° F to + 300° F (350° F Intermittent)	-60° F to + 180° F (210° F Intermittent)	-60° F to + 180° F (210° F Intermittent)	-60° F to + 300° F
<b>FDA Approved Material</b>	No	Yes	Yes	Yes
<b>Comments</b>	Best for high heat applications, with tough impact and abrasion needs.	Most flexible and abrasion resistant. Resists product sticking and sharp cutting particles.	Economical, high density polyethylene. FDA approved material for handling food grade products.	Best for high heat food grade applications, with tough impact and abrasion needs.

## APPLICATIONS



### AGGREGATES

Asphalt, Clays, Coal, Limestone, Minerals, Ores, Silica Sand, Steel Shot, Wood Chips, etc.



### POWDERS

Alumina, Bauxite, Cement, Chemicals, Fly Ash, Gypsum, Lime, Phosphates, Sawdust, etc.



### AND MORE

Salt, Sugar, Cullet, Pellets, Fertilizer, Fullers Earth, etc.

## OTHER CONSIDERATIONS

**ENGINEERING:** Please see Engineering section of catalog for detailed engineering, speed and capacity information.

**DRILLING:** Elevator Buckets are manufactured without a drill pattern. Special drilling or punching can be accommodated upon customer request.

\*Mounting Holes drilled 1/32 to 1/16 over bolt diameter for easier installation.

**VENTING:** Available as needed. Call for recommendations.

**DIGGER BUCKETS:** Use slightly larger metal digger buckets to help loosen material in the elevator boot section that has set up or hardened, thereby reducing abrasion on the plastic buckets. Call for details on Metal Digger elevator bucket options.

**SPACING:** Depth + 1/4" = most practical vertical spacing (depending on materials and speeds, smaller and larger spacing may be used).

**INSTALLATION:** Use a #1 standard elevator bolt or Sabre-Tooth elevator bolt for installation. Designed to be used with fender or flat washers and hex or locking nuts. If buckets are being installed on a chain, use hex head bolts, nuts and washers. A locking device should always be used.

**FDA:** Both the urethane and polyethylene are designed to FDA specifications for direct contact with food products.

Special food grade nylon is also available for high heat applications.

**AVAILABILITY:** Some sizes may not be stocked in nylon or urethane and will only be available by special order. Minimum quantities will apply.

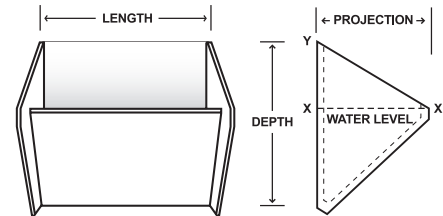
**Slow Speed Continuous Discharge 1-250 FPM**

# MAXI-TUFF® MF (MEDIUM FRONT)

Nylon



## MAXI-TUFF® AA ELEVATOR BUCKET



MOUNTING HOLES AND VENTING TO YOUR SPECIFICATIONS

### MAXI-TUFF® MF: NYLON

BUCKET SIZE	BUCKET SIZE, INCHES*						Back Wall Thickness	WEIGHT, LBS Nylon	CAPACITY, CU. IN.		
	Length		Projection		Depth				Water Level X-X, Cu. In.	Water Level X-X, Cu. Ft.	Std Spacing
	in.	mm	in.	mm	in.	mm					
8 x 5 x 7	8-1/4	210	5-1/2	140	7-1/2	191	0.380	1.97	80.56	0.047	8
10 x 5 x 7	10-1/4	260	5-1/2	140	7-1/2	191	0.395	2.32	94.90	0.055	8
12 x 7 x 11	12-1/4	311	7-1/2	191	11-1/2	292	0.350	4.00	172.63	0.100	12
14 x 7 x 11	14-1/4	362	7-1/2	191	11-1/2	292	0.325	4.53	201.30	0.117	12
16 x 7 x 11	16-1/4	413	7-1/2	191	11-1/2	292	0.325	4.97	238.81	0.138	12
18 x 7 x 11	18-1/4	464	7-1/2	191	11-1/2	292	0.325	5.83	244.31	0.141	12
12 x 8 x 11	12-1/4	311	8-1/2	216	11-1/2	292	0.325	4.81	274.60	0.159	12
14 x 8 x 11	14-1/4	362	8-1/2	216	11-1/2	292	0.325	5.26	335.61	0.194	12
16 x 8 x 11	16-1/4	413	8-1/2	216	11-1/2	292	0.325	5.81	396.63	0.230	12
18 x 8 x 11	18-1/4	464	8-1/2	216	11-1/2	292	0.325	6.77	467.65	0.271	12

Disclaimer: Weights, dimensions, & capacities are estimated. Actual measurements may vary. For tight tolerances or additional / updated information, please contact Maxi-Lift.  
Standard vertical spacing is depth + 1/4". Some sizes are made to order.



### MAXI-TUFF® MF: POLYETHYLENE

BUCKET SIZE	BUCKET SIZE, INCHES*						Back Wall Thickness	WEIGHT, LBS HDPE	CAPACITY, CU. IN.		
	Length		Projection		Depth				Water Level X-X, Cu. In.	Water Level X-X, Cu. Ft.	Std Spacing
	in.	mm	in.	mm	in.	mm					
8 x 5 x 7	8-1/4	210	5-1/2	140	7-1/2	191	0.380	1.70	80.56	0.047	8
10 x 5 x 7	10-1/4	260	5-1/2	140	7-1/2	191	0.395	2.04	94.90	0.055	8
12 x 7 x 11	12-1/4	311	7-1/2	191	11-1/2	292	0.350	3.62	172.63	0.100	12
14 x 7 x 11	14-1/4	362	7-1/2	191	11-1/2	292	0.325	3.88	201.30	0.117	12
16 x 7 x 11	16-1/4	413	7-1/2	191	11-1/2	292	0.325	4.39	238.81	0.138	12
18 x 7 x 11	18-1/4	464	7-1/2	191	11-1/2	292	0.325	4.95	244.31	0.141	12
12 x 8 x 11	12-1/4	311	8-1/2	216	11-1/2	292	0.325	4.32	274.60	0.159	12
14 x 8 x 11	14-1/4	362	8-1/2	216	11-1/2	292	0.325	4.57	335.61	0.194	12
16 x 8 x 11	16-1/4	413	8-1/2	216	11-1/2	292	0.325	5.17	396.63	0.230	12
18 x 8 x 11	18-1/4	464	8-1/2	216	11-1/2	292	0.325	5.83	467.65	0.271	12

Disclaimer: Weights, dimensions, & capacities are estimated. Actual measurements may vary. For tight tolerances or additional / updated information, please contact Maxi-Lift.  
Standard vertical spacing is depth + 1/4". Some sizes are made to order.

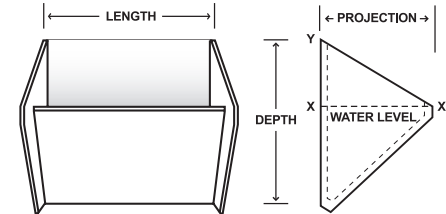
Slow Speed Centrifugal Discharge 125-450 FPM

# MAXI-TUFF® MF (MEDIUM FRONT)

Urethane



## MAXI-TUFF® AA ELEVATOR BUCKET



MOUNTING HOLES AND VENTING TO YOUR SPECIFICATIONS

### MAXI-TUFF® MF: URETHANE

BUCKET SIZE	BUCKET SIZE, INCHES*						Back Wall Thickness	WEIGHT, LBS Urethane	CAPACITY, CU. IN.		
	Length		Projection		Depth				Water Level X-X, Cu. In.	Water Level X-X, Cu. Ft.	Std Spacing
	in.	mm	in.	mm	in.	mm					
8 x 5 x 7	8-1/4	210	5-1/2	140	7-1/2	191	0.380	2.37	80.56	0.047	8
10 x 5 x 7	10-1/4	260	5-1/2	140	7-1/2	191	0.395	2.86	94.90	0.055	8
12 x 7 x 11	12-1/4	311	7-1/2	191	11-1/2	292	0.350	4.80	172.63	0.100	12
14 x 7 x 11	14-1/4	362	7-1/2	191	11-1/2	292	0.325	5.33	201.30	0.117	12
16 x 7 x 11	16-1/4	413	7-1/2	191	11-1/2	292	0.325	5.97	238.81	0.138	12
18 x 7 x 11	18-1/4	464	7-1/2	191	11-1/2	292	0.325	6.74	244.31	0.141	12
12 x 8 x 11	12-1/4	311	8-1/2	216	11-1/2	292	0.325	5.65	274.60	0.159	12

Disclaimer: Weights, dimensions, & capacities are estimated. Actual measurements may vary. For tight tolerances or additional / updated information, please contact Maxi-Lift. Standard vertical spacing is depth + 1/4". Some sizes are made to order.



### MAXI-TUFF® MF: FDA NYLON

BUCKET SIZE	BUCKET SIZE, INCHES*						Back Wall Thickness	WEIGHT, LBS FDA Nylon	CAPACITY, CU. IN.		
	Length		Projection		Depth				Water Level X-X, Cu. In.	Water Level X-X, Cu. Ft.	Std Spacing
	in.	mm	in.	mm	in.	mm					
8 x 5 x 7	8-1/4	210	5-1/2	140	7-1/2	191	0.380	1.97	80.56	0.047	8
10 x 5 x 7	10-1/4	260	5-1/2	140	7-1/2	191	0.395	2.32	94.90	0.055	8
12 x 7 x 11	12-1/4	311	7-1/2	191	11-1/2	292	0.350	4.00	172.63	0.100	12
14 x 7 x 11	14-1/4	362	7-1/2	191	11-1/2	292	0.325	4.53	201.30	0.117	12
16 x 7 x 11	16-1/4	413	7-1/2	191	11-1/2	292	0.325	4.97	238.81	0.138	12
18 x 7 x 11	18-1/4	464	7-1/2	191	11-1/2	292	0.325	5.83	244.31	0.141	12
12 x 8 x 11	12-1/4	311	8-1/2	216	11-1/2	292	0.325	4.81	274.60	0.159	12
14 x 8 x 11	14-1/4	362	8-1/2	216	11-1/2	292	0.325	5.26	335.61	0.194	12
16 x 8 x 11	16-1/4	413	8-1/2	216	11-1/2	292	0.325	5.81	396.63	0.230	12
18 x 8 x 11	18-1/4	464	8-1/2	216	11-1/2	292	0.325	6.77	467.65	0.271	12

Disclaimer: Weights, dimensions, & capacities are estimated. Actual measurements may vary. For tight tolerances or additional / updated information, please contact Maxi-Lift. Standard vertical spacing is depth + 1/4". Some sizes are made to order.

## Slow Speed Centrifugal Discharge 125-450 FPM

# DI-MAX® AA, AC & AA DIGGER

Ductile Iron Elevator Buckets

# THE MAXI-LIFT DI-MAX



## DUCTILE IRON AA & AC

**THERE'S DUCTILE IRON, AND THERE'S  
MAXI-LIFT DUCTILE IRON:**  
THE DI-MAX AA, AC & AA DIGGER BUCKETS  
PERFORM AT THE TOP OF THEIR CLASS

**OUTPERFORMS MALLEABLE IRON:**  
BETTER WEAR, MORE IMPACT  
RESISTANCE

### FEATURES & BENEFITS


- Mill Duty, Thick Walls with Reinforced Back and Corners
- Extremely High Impact and Abrasion Resistance
- Applications up to 600 Degrees
- Designed to Handle Sand, Glass Cullet, Stone, Shot Blast, Rock, Concrete and Other Abrasive Products
- Long Wearing Digging Edge
- Stronger than Steel of the Same Gauge
- Smooth Surface to Ensure Proper Filling



Reinforced Corners



Heavy Duty Back Wall



Heavy Front Lips



Heavy Front Lip

# DI-MAX® AA, AC & AA DIGGER

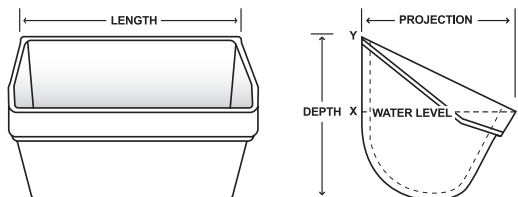
Ductile Iron Elevator Buckets



## DI-MAX® AA & AA DIGGER

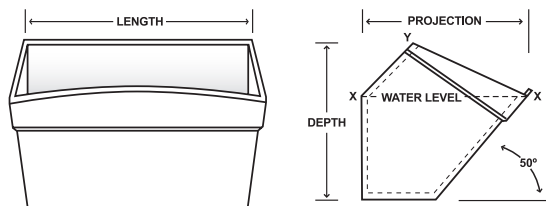
**Designed to act as a Digger for MAXI-TUFF® AA Style plastic elevator buckets.**

The **DI-MAX AA** style ductile iron elevator bucket is engineered to exceed the performance requirements of most industrial applications. This bucket is designed with thicker walls and a reinforced front lip to increase bucket life in tough industrial environments. Ductile iron is far superior to malleable iron in both impact and abrasion resistance. Replacing malleable iron with **DI-MAX** ductile iron elevator buckets will result in longer bucket life and more efficient operation.



## DI-MAX® AC

The **DI-MAX AC** style ductile iron elevator bucket is designed with thicker walls and a reinforced front lip to increase bucket life in tough industrial environments. Ductile iron is far superior to malleable iron in both impact and abrasion resistance. Replacing malleable iron with **DI-MAX** ductile iron elevator buckets will result in longer bucket life and more efficient operation.



### APPLICATIONS



#### AGGREGATES

Asphalt, Clays, Coal, Limestone, Minerals, Ores, Silica Sand, Steel Shot, Wood Chips, etc.



#### POWDERS

Alumina, Bauxite, Cement, Chemicals, Fly Ash, Gypsum, Lime, Phosphates, Sawdust, etc.



#### AND MORE

Salt, Sugar, Cullet, Pellets, Fertilizer, Fullers Earth, etc.

### OTHER CONSIDERATIONS

**ENGINEERING:** Please see Engineering section of catalog for detailed engineering, speed and capacity information.

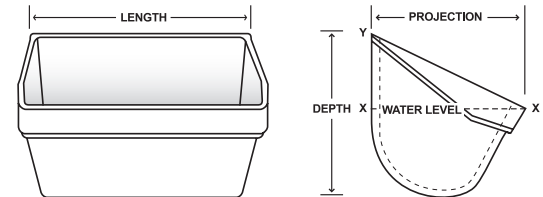
**DRILLING:** Elevator Buckets are manufactured without a drill pattern. Special drilling or punching can be accommodated upon customer request.

\*Mounting Holes drilled 1/32 to 1/16 over bolt diameter for easier installation.

**VENTING:** Available as needed. Call for recommendations.

# DI-MAX® AA, & AA DIGGER

Ductile Iron Elevator Buckets



MOUNTING HOLES AND VENTING TO YOUR SPECIFICATIONS

## DI-MAX® AA, DI-MAX® AA DIGGER

BUCKET SIZE	BUCKET SIZE, INCHES						THICKNESS			WEIGHT, LBS	CAPACITY	
	Length		Projection		Depth		Back Wall Thickness	Front Corner Thickness	Front Lip Thickness		Water Cu. Inches X-X	100% Gross Cu. Inches X-Y
	in.	mm	in.	mm	in.	mm						
4 x 3	4-1/2	102	3-3/8	86	3-1/2	89	.185	.275	.250	1.7	17.1	24.2
6 x 4	6-1/2	152	4-3/8	102	4-1/2	114	.250	.350	.275	3.8	42.3	63.5
7 x 4 1/2	7-1/2	191	4-3/8	114	4-1/2	114	.250	.350	.275	4.0	49.5	76.2
7 x 5	7-7/8	200	5-1/8	130	5-1/2	140	.250	.250	.210	6.1	68.6	102.9
8 x 5	8-1/2	216	5-3/8	137	5-1/2	140	.250	.400	.375	6.5	83.1	126.3
9 x 5	9-1/2	241	5-3/8	137	5-1/2	140	.250	.400	.375	7.5	90.7	138.8
11 x 5	11-7/8	302	5-1/4	133	5-1/2	140	.210	.250	.210	7.0	102.6	153.9
15 x 5	15-7/8	403	5	127	5-1/2	140	.210	.400	.350	10.7	154.2	235.9
19 x 5	19-7/8	505	5-1/4	133	5-1/2	140	.250	.400	.350	14.1	198.2	303.2
9 x 6	9-5/8	244	6-3/8	162	6-1/2	165	.300	.400	.375	10.2	124.7	190.8
10 x 6	10-5/8	270	6-3/8	162	6-1/2	165	.300	.400	.375	11.2	143.4	219.7
11 x 6	11-5/8	295	6-3/8	162	6-1/2	165	.300	.400	.375	12.2	159.8	244.5
12 x 6	12-5/8	321	6-3/8	162	6-1/2	165	.300	.400	.375	13.1	175.4	268.3
12 x 7	12-5/8	321	7-3/8	187	7-1/2	191	.330	.625	.450	18.5	219.7	350.9
14 x 7	14-5/8	371	7-3/8	187	7-1/2	191	.330	.625	.450	20.4	265.2	407.0
16 x 7	16-5/8	422	7-3/8	187	7-1/2	191	.330	.625	.450	22.9	301.2	460.9
14 x 8	14-5/8	371	8-3/8	213	8-1/2	216	.375	.625	.500	24.6	366.0	526.0
16 x 8	16-5/8	422	8-3/8	213	8-1/2	216	.375	.625	.500	26.8	381.4	599.2
18 x 8	18-5/8	473	8-3/8	213	8-1/2	216	.375	.625	.525	30.0	450.3	695.0
20 x 8	20-5/8	524	8-3/8	213	8-1/2	216	.375	.625	.525	34.3	499.3	763.9
24 x 8	24-5/8	625	8-3/8	213	8-1/2	216	.375	.625	.525	42.9	597.4	914.0
18 x 10	18-3/4	476	10-3/8	264	10-1/2	267	.440	.800	.750	44.6	661.5	1012.9

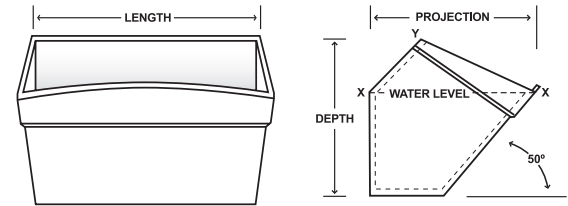
\* Actual dimensions may vary slightly on all elevator buckets, depending on specified raw material.

Use alone or as a Digger for MAXI-TUFF® AA Style plastic elevator buckets.



# DI-MAX<sup>®</sup> AC

## Ductile Iron Elevator Buckets



MOUNTING HOLES AND VENTING TO YOUR SPECIFICATIONS


### DI-MAX<sup>®</sup> AC

BUCKET SIZE	BUCKET SIZE, INCHES						THICKNESS			WEIGHT, LBS	CAPACITY	
	Length		Projection		Depth		Back Wall Thickness	Front Corner Thickness	Front Lip Thickness		Water Cu. Inches X-X	100% Gross Cu. Inches X-Y
	in.	mm	in.	mm	in.	mm						
<b>12 x 8</b>	12-1/2	318	9-1/4	235	9	229	.425	.575	.550	28	368.9	472.4
<b>16 x 8</b>	16-1/2	419	9-1/4	235	9	229	.425	.600	.550	38	508.1	651.4
<b>18 x 10</b>	18-3/4	476	11-1/2	292	11	279	.550	.675	.700	70	874.5	1139.2
<b>24 x 10</b>	24-3/4	629	11-3/4	298	11	279	.410	.725	.600	72	1231.6	1570.9

\* Actual dimensions may vary slightly on all elevator buckets, depending on specified raw material.

# AA DIGGER

## Industrial Welded Metal Elevator Buckets



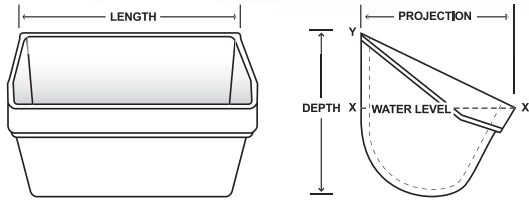
# WELDED STEEL

## AA DIGGER WELDED STEEL

**AA Digger Buckets** are manufactured to fit with **MAXI-TUFF AA** plastic elevator buckets but are 1/4" to 1/2" longer in length and projection. The **AA Digger Bucket** clears a path through the boot section of the elevator in order to remove excess material and reduce wear. Digger buckets are mounted every fifth to every tenth space between the **MAXI-TUFF AA** plastic buckets. **AA Digger Buckets** will extend the life of the **MAXI-TUFF AA** buckets in materials that pack or cake tightly in the boot section.

## FEATURES & BENEFITS

- Thick Reinforced Lip
- Buckets Continuously Welded
- Works with **MAXI-TUFF AA** or Welded Steel Buckets
- Long Wearing Digging Edge
- Smooth Surface to Ensure Proper Filling
- Strong Impact and Abrasion Resistance for Long Life
- Carbon or Stainless Steel
- Options: AR Plate, Hardened Surface or Hard Bead Weld
- Designed To Handle Sand, Glass Cullet, Stone, Shot Blast, Rock, Concrete and Other Abrasive Products



MOUNTING HOLES AND VENTING TO YOUR SPECIFICATIONS

## AA DIGGER

BUCKET SIZE	BUCKET SIZE, INCHES						WEIGHT, LBS.				CAPACITY, CU. FT.*	
	Length		Projection		Depth		12 Gauge Steel	10 GA Steel	7 GA Steel	1/4" Steel	Filled to Line X-X	Filled to Line X-Y
	in.	mm	in.	mm	in.	mm						
4 x 3	4-3/4	121	3-3/8	86	3-1/8	79	1.35	1.80	2.35	-	0.01	0.01
5 x 4	5-3/4	146	4-3/8	111	4-1/8	105	2.25	2.65	3.50	-	0.01	0.02
6 x 4	6-3/4	171	4-3/8	111	4-1/8	105	2.75	3.25	4.20	5.50	0.02	0.05
7 x 4	7-3/4	197	4-3/8	111	4-1/8	105	3.00	3.95	5.50	7.30	0.04	0.05
7 x 5	7-5/8	194	5-3/8	137	5-1/4	133	3.75	4.75	6.50	8.35	0.04	0.06
8 x 5	8-5/8	219	5-3/8	137	5-1/4	133	4.25	5.45	7.15	9.45	0.05	0.08
9 x 5	9-5/8	244	5-3/8	137	5-1/4	133	4.95	6.25	8.05	10.45	0.05	0.08
9 x 6	9-7/8	251	6-3/8	162	6-1/8	156	5.60	7.00	9.30	12.20	0.07	0.12
10 x 6	10-7/8	276	6-3/8	162	6-1/8	156	6.10	7.70	10.10	13.35	0.08	0.13
11 x 6	11-7/8	302	6-3/8	162	6-1/8	156	6.60	8.40	10.90	14.40	0.09	0.14
12 x 6	12-7/8	327	6-3/8	162	6-1/8	156	7.10	9.00	11.80	15.55	0.10	0.15
12 x 7	12-7/8	327	7-3/8	187	7-1/8	181	8.75	11.05	14.55	19.05	0.13	0.21
14 x 7	14-7/8	378	7-3/8	187	7-1/8	181	-	12.35	16.35	21.45	0.15	0.24
14 x 8	14-7/8	378	8-3/8	213	8-1/8	206	-	14.35	19.30	25.45	0.21	0.33
16 x 8	16-7/8	429	8-3/8	213	8-1/8	206	-	16.05	21.30	28.25	0.24	0.38
18 x 8	18-5/8	473	8-3/8	213	8-1/8	206	-	17.55	23.30	30.80	0.27	0.43
18 x 10	19	483	10-3/8	264	10-1/8	257	-	22.05	29.45	39.40	0.35	0.66

\*Weights are estimated. \*\* Made to order. Available in other sizes. \*\*\*Style A also available (w/o reinforced lip)

# AA WELDED STEEL

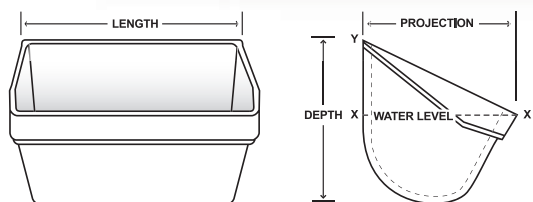
## Industrial Welded Metal Elevator Buckets



## WELDED STEEL

### AA WELDED STEEL

AA Welded Steel generally utilize a 3-piece construction; the end caps fit on the outside of the body and are continuously welded to the body. There generally is no taper on the sides of the bucket. The reinforced wear lip is attached to the front of the bucket.



MOUNTING HOLES AND VENTING TO YOUR SPECIFICATIONS

### FEATURES & BENEFITS

- Thick Reinforced Lip for Superior Abrasion Resistance
- Resistance to Distortion From Scooping Heavy or Packed Materials
- Typical in Sand, Glass or Gravel
- Long Wearing Digging Edge
- Buckets are Continuously Welded
- Mounted on Chain Or Belt
- Options: Carbon Steel, Stainless Steel, AR Plate, Wear Lips, Hardened Surface and Hard Bead Weld
- Buckets Available in 14ga, 12ga, 10ga, 7ga, 1/4", 5/16", 3/8", 1/2" Steel

### AA WELDED STEEL

BUCKET SIZE	BUCKET SIZE, INCHES						WEIGHT, LBS.				CAPACITY, CU. FT.*	
	Length		Projection		Depth		12 GA Steel	10 GA Steel	7 GA Steel	1/4" Steel	Filled to Line X-X	Filled to Line X-Y
	in.	mm	in.	mm	in.	mm						
4 x 2 3/4	4	102	2-3/4	70	3	76	1.15	1.48	1.95	-	0.006	0.009
5 x 3 1/2	5	127	3-1/2	89	3-3/4	95	1.81	2.33	3.15	-	0.013	0.022
6 x 4	6	152	4	102	4-1/4	108	2.35	3.02	3.96	5.27	0.020	0.032
7 x 4 1/2	7	178	4- 1/2	114	5	127	3.17	4.08	5.35	7.12	0.034	0.051
8 x 5	8	203	5	127	5-1/2	140	4.15	5.33	7.06	9.39	0.047	0.072
10 x 6	10	254	6	152	6-1/4	159	5.73	7.37	9.79	13.02	0.076	0.120
11 x 6	11	280	6	152	6-1/4	159	6.16	7.93	10.46	13.91	0.084	0.133
12 x 6	12	305	6	152	6-1/4	159	6.60	8.49	11.29	15.02	0.091	0.145
12 x 7	12	305	7	178	7-1/4	184	8.11	10.42	13.93	18.53	0.124	0.199
14 x 7	14	356	7	178	7-1/4	184	-	11.72	15.70	20.88	0.145	0.232
14 x 8	14	356	8	203	8-1/2	216	-	13.9	18.64	24.80	0.202	0.316
15 x 7	15	381	7	178	7-1/4	184	-	12.37	16.58	22.05	0.155	0.248
16 x 7	16	406	7	178	7-1/4	184	-	13.03	17.47	23.24	0.165	0.265
16 x 8	16	406	8	203	8-1/2	216	-	15.41	20.67	27.49	0.231	0.362
18 x 8	18	457	8	203	8-1/2	216	-	16.92	22.70	30.19	0.260	0.407
18 x 10	18	457	10	254	10-1/2	267	-	21.48	28.88	38.41	0.336	0.632
20 x 8	20	508	8	203	8-1/2	216	-	18.42	24.74	32.90	0.289	0.452
24 x 8	24	610	8	203	8-1/2	216	-	21.43	28.81	38.32	0.347	0.543

\* Weights are estimated. \*\* Made to order. Available in other sizes.

# AC WELDED STEEL

## Industrial Welded Metal Elevator Buckets



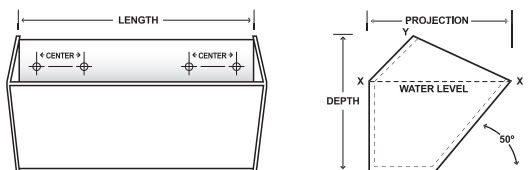
# WELDED STEEL

## AC WELDED STEEL

AC Welded Steel buckets generally utilize a 3-piece construction; the end caps fit on the outside of the body and are continuously welded to the body. There generally is no taper on the sides of the bucket. There is approximately a 50° angle from the horizontal to the front plate.

## FEATURES & BENEFITS

- High Front for Greater Capacity
- Buckets are Continuously Welded
- Hooded Back for Closer Spacing
- Typical In Cement, Gypsum or Other Powdery Materials
- Mounted on Chain or Belt
- Venting Available for Clean Filling and Discharge
- Options: Carbon Steel, Stainless Steel, AR Plate, Wear Lips, Hardened Surface and Hard Bead Weld
- Buckets Available In 14ga, 12ga, 10ga, 7ga, 1/4", 5/16", 3/8", 1/2" Steel



MOUNTING HOLES AND VENTING TO YOUR SPECIFICATIONS

## AC WELDED STEEL

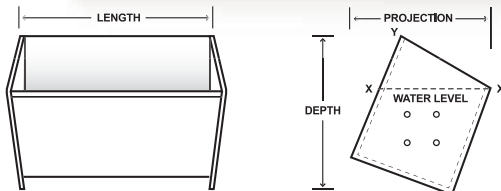
BUCKET SIZE	BUCKET SIZE, INCHES						WEIGHT, LBS.		CAPACITY, CU. FT.*	
	Length		Projection		Depth		3/16" Steel	1/4" Steel	Filled to Line X-X	Filled to Line X-Y
	in.	mm	in.	mm	in.	mm				
<b>12 x 8</b>	12	305	8	203	8-1/2	216	18.25	24.30	0.231	0.303
<b>14 x 8</b>	14	356	8	203	8-1/2	216	20.30	27.00	0.271	0.356
<b>16 x 8</b>	16	406	8	203	8-1/2	216	22.48	29.98	0.311	0.408
<b>18 x 10</b>	18	457	10	254	10-1/2	267	31.15	38.95	0.488	0.691
<b>20 x 10</b>	20	508	10	254	10-1/2	267	33.68	42.10	0.542	0.768
<b>24 x 10</b>	24	610	10	254	10-1/2	267	39.67	52.69	0.651	0.921
<b>27 x 12</b>	27	686	12	305	12-1/2	267	53.84	71.46	1.072	1.474

\* Weights are estimated and do not include bolt reinforcing plates. Bolt reinforcing plates are recommended if less than 8 bolts are used. Vent holes in bottom are optional in style AC buckets.

\*\* Made to order. Available in other sizes.

# SC WELDED STEEL

## Industrial Welded Metal Elevator Buckets



MOUNTING HOLES AND VENTING TO YOUR SPECIFICATIONS

# WELDED STEEL

## SC WELDED STEEL

SC Welded Steel buckets generally utilize a 3-piece construction; the end caps fit on the outside of the body and are continuously welded to the body. There generally is no taper on the sides of the bucket.

## FEATURES & BENEFITS

- Mounted Between Two Strands of Chain
- Suitable for Heaviest Materials
- Designed for Super Capacity Elevators
- Buckets are Continuously Welded
- Design Offers Increased Capacity
- Typical in Aggregate and Cement Applications
- Options: Carbon Steel, Stainless Steel, AR Plate, Wear Lips, Hardened Surface and Hard Bead Weld
- Buckets Available In 14ga, 12ga, 10ga, 7ga, 1/4", 5/16", 3/8", 1/2" Steel
- See punching for chain and belt

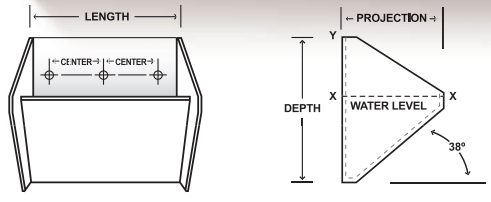
## SC WELDED STEEL

BUCKET SIZE	BUCKET SIZE, INCHES						WEIGHT, LBS.			CAPACITY, CU. FT.*	
	Length		Projection		Depth		10 GA Steel	3/16" Steel	1/4" Steel	Filled to Line X-X	Filled to Line X-Y
	in.	mm	in.	mm	in.	mm					
12 x 8 x 11	12	305	8-3/4	222	11-5/8	295	22	29	39	0.35	0.54
14 x 8 x 11	14	356	8-3/4	222	11-5/8	295	23	31	41	0.41	0.63
16 x 8 x 11	16	406	8-3/4	222	11-5/8	295	25	34	45	0.46	0.72
16 x 12 x 17	16	406	12	305	17-5/8	448	43	58	76	1.11	1.55
18 x 8 x 11	18	457	8-3/4	222	11-5/8	295	27	36	48	0.52	0.81
20 x 8 x 11	20	508	8-3/4	222	11-5/8	295	29	39	52	0.58	0.9
20 x 12 x 17	20	508	12	305	17-5/8	448	49	67	88	1.4	1.94
24 x 12 x 17	24	610	12	305	17-5/8	448	55	75	104	1.68	2.33
30 x 12 x 17	30	762	12	305	17-5/8	448	65	88	117	2.11	2.91
36 x 12 x 17	36	914	12	305	17-5/8	448	73	99	132	2.53	3.49

\* Weights are estimated. Actual capacity depends on angle of material handled and inclination of elevator. Weight is dependent upon metal gauge used. \*\* Made to order. Available in other sizes.

# MF WELDED STEEL

## Industrial Welded Metal Elevator Buckets



# WELDED STEEL

## MF CONTINUOUS (MEDIUM FRONT) WELDED STEEL

MF Welded Steel buckets generally utilize a 2-piece construction; a front plate inserts between a press-formed body and is continuously welded to the body on the outside joint. There is approximately a 38° angle from the horizontal to the front plate.

### FEATURES & BENEFITS

- Buckets are Continuously Welded
- Typical In Cement, Gypsum or Other Powdery Materials
- Mounted on Chain or Belt
- Venting Available for Clean Filling and Discharge
- Options: Carbon Steel, Stainless Steel, AR Plate, Wear Lips, Hardened Surface and Hard Bead Weld
- Buckets Available In 14ga, 12ga, 10ga, 7ga, 1/4", 5/16", 3/8", 1/2" Steel

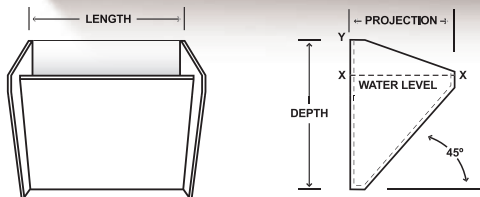

## MF WELDED STEEL

BUCKET SIZE	BUCKET SIZE, INCHES						WEIGHT, LBS.				CAPACITY, CU. FT.*	
	Length		Projection		Depth		12 Gauge Steel	10 GA Steel	3/16" Steel	1/4" Steel	Filled to Line X-X	Filled to Line X-Y
	in.	mm	in.	mm	in.	mm						
8 x 5 x 7	8	203	5	127	7-3/4	197	5.1	6.3	8.7	-	0.040	0.070
9 x 6 x 9	9	229	6	152	9-1/4	235	6.7	8.6	11.9	-	0.068	0.118
10 x 5 x 7	10	254	5	127	7-3/4	197	5.9	7.4	10.2	-	0.050	0.090
10 x 6 x 9	10	254	6	152	9-1/4	235	7.2	9.2	12.7	-	0.075	0.130
10 x 7 x 11	10	254	7	178	11-5/8	295	9.3	11.9	16.5	-	0.103	0.180
10 x 8 x 11	10	254	8	203	11-5/8	295	9.9	12.8	17.8	23.20	0.135	0.235
11 x 6 x 9	11	280	6	152	9-1/4	235	7.7	9.9	13.6	18.13	0.081	0.145
12 x 6 x 9	12	305	6	152	9-1/4	235	8.1	10.5	14.5	19.33	0.091	0.155
12 x 7 x 11	12	305	7	178	11-5/8	295	10.4	13.4	18.6	24.80	0.125	0.218
12 x 8 x 11	12	305	8	203	11-5/8	295	11.2	14.4	20.0	26.10	0.163	0.275
14 x 7 x 11	14	356	7	178	11-5/8	295	11.6	14.9	20.7	27.60	0.145	0.253
14 x 8 x 11	14	356	8	203	11-5/8	295	12.4	16.0	22.2	29.10	0.190	0.325
16 x 8 x 11	16	406	8	203	11-5/8	295	13.7	17.6	24.5	32.00	0.220	0.375
16 x 12 x 17	16	406	12	305	17-5/8	448	-	29.9	40.6	54.80	0.490	0.852
18 x 8 x 11	18	457	8	203	11-5/8	295	-	19.2	26.7	35.00	0.250	0.420
18 x 10 x 15	18	457	10	254	15	381	-	25.9	36.1	47.30	0.379	0.662
20 x 8 x 11	20	508	8	203	11-5/8	295	-	20.8	29.0	38.00	0.270	0.470
20 x 12 x 17	20	508	12	305	17-5/8	448	-	34.8	48.5	63.90	0.620	1.075
24 x 10 x 11	24	610	10	254	11-5/8	295	-	27.4	38.2	50.00	0.512	0.850
24 x 12 x 17	24	610	12	305	17-5/8	448	-	39.8	55.4	73.10	0.745	1.295

\* Weights are estimated. \*\* Made to order. Available in other sizes.

# HF WELDED STEEL

## Industrial Welded Metal Elevator Buckets



MOUNTING HOLES AND VENTING TO YOUR SPECIFICATIONS

# WELDED STEEL

## HF CONTINUOUS (HIGH FRONT) WELDED STEEL

HF Welded Steel buckets generally utilize a 2-piece construction; a front plate inserts between a press-formed body and is continuously welded to the body on the outside joint. There is approximately a 45° angle from the horizontal to the front plate.

### FEATURES & BENEFITS

- High Front for Increased Capacity
- Reduces Damage to Materials
- Buckets are Continuously Welded
- Mounted on Chain or Belt
- See Punching for Chain and Belt
- Options: Carbon Steel, Stainless Steel, AR Plate, Wear Lips, Hardened Surface and Hard Bead Weld
- Buckets Available In 14ga, 12ga, 10ga, 7ga, 1/4", 5/16", 3/8", 1/2" Steel

## HF WELDED STEEL

BUCKET SIZE	BUCKET SIZE, INCHES						WEIGHT, LBS.				CAPACITY, CU. FT.*	
	Length		Projection		Depth		12 GA Steel	10 GA Steel	3/16" Steel	1/4" Steel	Filled to Line X-X	Filled to Line X-Y
	in.	mm	in.	mm	in.	mm						
<b>8 x 5 x 7</b>	8	203	5	127	7-3/4	197	4.9	6.2	8.5	-	0.052	0.080
<b>10 x 5 x 7</b>	10	254	5	127	7-3/4	197	5.7	7.3	10.0	-	0.065	0.100
<b>10 x 6 x 9</b>	10	254	6	152	9-1/4	235	7.2	9.1	12.6	-	0.098	0.145
<b>10 x 7 x 11</b>	10	254	7	178	11-5/8	295	9.1	11.6	16.0	20.9	0.130	0.190
<b>12 x 6 x 9</b>	12	305	6	152	9-1/4	235	8.3	10.4	14.4	19.2	0.115	0.175
<b>12 x 7 x 11</b>	12	305	7	178	11-5/8	295	10.3	13.2	18.2	23.9	0.155	0.240
<b>12 x 8 x 11</b>	12	305	8	203	11-5/8	295	11.3	14.3	20.0	26.0	0.205	0.295
<b>14 x 7 x 11</b>	14	356	7	178	11-5/8	295	11.5	14.8	20.4	26.7	0.184	0.280
<b>14 x 8 x 11</b>	14	356	8	203	11-5/8	295	12.6	16.0	22.4	28.1	0.240	0.350
<b>16 x 8 x 11</b>	16	406	8	203	11-5/8	295	13.9	17.7	24.7	32.2	0.275	0.395
<b>16 x 12 x 17</b>	16	406	12	305	17-5/8	448	-	30.3	41.9	55.0	0.635	0.900
<b>18 x 10 x 15</b>	18	457	10	254	15	381	-	26.2	36.1	47.7	0.485	0.720
<b>20 x 12 x 17</b>	20	508	12	305	17-5/8	448	-	35.1	49.1	64.6	0.800	1.150
<b>24 x 12 x 17</b>	24	610	12	305	17-5/8	448	-	40.5	56.3	74.3	0.960	1.305

\* Weights are estimated. \*\* Made to order. Available in other sizes.

# LF WELDED STEEL

## Industrial Welded Metal Elevator Buckets



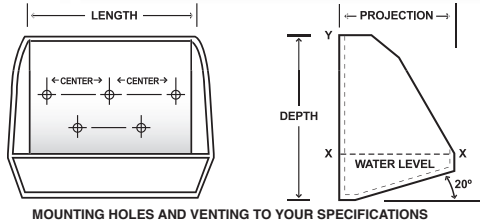
# WELDED STEEL

## LF CONTINUOUS (LOW FRONT) WELDED STEEL

LF Welded Steel buckets generally utilize a 2-piece construction; a front plate inserts between a press-formed body and is continuously welded to the body on the outside joint. There is approximately a 20° angle from the horizontal to the front plate.

### FEATURES & BENEFITS

- Designed for Inclined Elevators
- Mounted on Chain or Belt
- Suitable for Fine or Wet Materials
- Buckets are Continuously Welded
- See Punching for Chain and Belt
- Options: Carbon Steel, Stainless Steel, AR Plate, Wear Lips, Hardened Surface and Hard Bead Weld
- Buckets Available In 14ga, 12ga, 10ga, 7ga, 1/4", 5/16", 3/8", 1/2" Steel



MOUNTING HOLES AND VENTING TO YOUR SPECIFICATIONS

## LF WELDED STEEL

BUCKET SIZE	BUCKET SIZE, INCHES						WEIGHT, LBS.				CAPACITY, CU. FT.*	
	Length		Projection		Depth		12 GA Steel	10 GA Steel	3/16" Steel	1/4" Steel	Filled to Line X-X	Filled to Line X-Y
	in.	mm	in.	mm	in.	mm						
10 x 6 x 9	10	254	6	152	9-1/4	235	6.8	8.8	12.1	-	0.035	0.168
10 x 7 x 11	10	254	7	178	11-5/8	295	8.5	10.8	15.1	-	0.050	0.242
12 x 6 x 9	12	305	6	152	9-1/4	235	7.8	10	13.8	-	0.042	0.201
12 x 7 x 11	12	305	7	178	11-5/8	295	9.6	12.3	17.1	22.8	0.060	0.302
12 x 8 x 11	12	305	8	203	11-5/8	295	11.2	14.4	20.1	26.8	0.075	0.347
14 x 7 x 11	14	356	7	178	11-5/8	295	10.7	13.7	19.1	25.5	0.070	0.345
16 x 8 x 11	16	406	8	203	11-5/8	295	13.6	17.4	24.3	32.4	0.101	0.463
16 x 12 x 17	16	406	12	305	17-5/8	448	-	29.3	40.7	53.6	0.229	1.093
18 x 10 x 15	18	457	10	254	15	381	-	25.4	35.0	46.5	0.183	0.494
20 x 8 x 11	20	508	8	203	11-5/8	295	-	20.5	28.5	38.0	0.126	0.573
20 x 12 x 17	20	508	12	305	17-5/8	448	-	33.9	47.1	62.0	0.287	1.365
24 x 12 x 17	24	610	12	305	17-5/8	448	-	38.5	53.5	70.5	0.346	1.643

\* Weights are estimated. Actual capacity depends on angle of material handled and inclination of elevator. Weight is dependent upon metal gauge used. \*\* Made to order. Available in other sizes.



# ACS WELDED STEEL

## Industrial Welded Metal Elevator Buckets



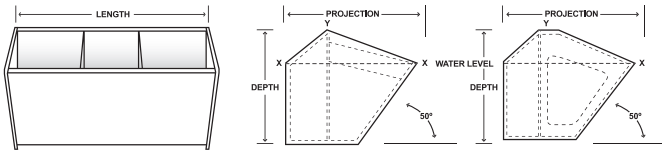
# WELDED STEEL

## ACS WELDED STEEL

ACS Welded Steel buckets generally utilize a 7-piece construction consisting of end plates, a body, interior braces and bearing plate; the end caps fit on the inside edge of the body and are continuously welded to the body. There is no taper on the sides of the bucket. Bearing plates are tack welded to inside of the body. There is approximately a 50 degree angle from horizontal to the front plate

## FEATURES & BENEFITS

- High Front, Saddlebag or Wrap-around Feature Increases Capacity
- Center Braces and Bearing Plates Standard
- Buckets are Continuously Welded
- Suitable for Handling Abrasive Materials Such as Cement, Aggregate, etc.
- Hooded Back Permits Closer Bucket Spacing
- Options: Carbon Steel, Stainless Steel, AR Plate, Wear Lips, Hardened Surface and Hard Bead Weld
- Buckets Available In 14ga, 12ga, 10ga, 7ga, 1/4", 5/16", 3/8", 1/2" Steel
- See Punching (pg 101) for Chain and Belt



MOUNTING HOLES AND VENTING TO YOUR SPECIFICATIONS


## ACS WELDED STEEL

BUCKET SIZE	BUCKET SIZE, INCHES						WEIGHT, LBS.			CAPACITY, CU. FT.*	
	Length		Projection		Depth		Steel w/ Lip	Steel w/o Lip	Aluminum	Filled to Line X-X	Filled to Line X-Y
	in.	mm	in.	mm	in.	mm					
14 x 12 x 11	14	356	12	305	11-3/8	289	36	32	15.3	0.37	0.53
16 x 12 x 11	16	406	12	305	11-3/8	289	39	35	17.2	0.44	0.62
18 x 12 x 11	18	457	12	305	11-3/8	289	42	37	19.0	0.51	0.71
21 x 14 x 13	21	533	14	356	13-3/8	340	56	51	25.3	0.78	1.08
24 x 14 x 13	24	610	14	356	13-3/8	340	62	56	27.3	0.93	1.28
27 x 15 x 13	27	686	15	381	13-3/8	340	72	65	32.3	1.29	1.62
30 x 15 x 13	30	762	15	381	13-3/8	340	84	77	37.3	1.47	2.84

\* Weights are estimated. \*\* Made to order. Available in other sizes.

# CUSTOM BUCKETS

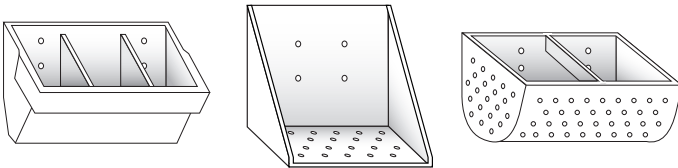
## Fabricated Steel Bucket Policy



### CUSTOM ELEVATOR BUCKETS BUILT TO YOUR SPECIFICATIONS.

**Call Us For A Custom Quote.**

Providing customized solutions to solve your problems is important to Maxi-Lift. With our large custom metal fabrication shop, we can build products in almost any size, style, or design. Our engineers can work from your drawings, create CAD drawings for approval or copy a sample bucket. We can recommend a combination of materials to help solve wear and performance problems in difficult applications.



## FABRICATED STEEL BUCKET POLICY

### General Standards

- Elevator buckets are generally constructed of 14 Gauge, 12 Gauge, 10 Gauge, 7 Gauge, 1/4" or 3/8" materials. Bucket thicknesses may vary slightly in accordance with normal raw materials variances.
- Bucket tolerances for the length, projection and depth are + or - 1/8", and all dimensions on fabricated steel buckets are measured from the outside of the bucket, including wear lips or customizing options.
- Bolt holes are generally created using a plasma burner. There may be a small rounding perimeter of the hole where the plasma burner begins to cut. The holes will be approximately 1/16" larger than the bolt to be installed.
- Buckets are generally MIG (Metal Inert Gas) welded which is standard in the industry.
- Buckets are generally MIG welded continuously on the outside with approximately 1" of weld on the inside top corners of the elevator bucket. Small amounts of weld splatter are possible.
- Wear lips are generally MIG welded continuously on the top and sides and stitch welded on the bottom.
- Metal buckets may have some rust/oxidation due to uncontrollable factors such as condensation.

### Customizing Options Available by Special Request

- Wear lips; Hard bead surface weld; Center braces; Vent holes
- Backing plates (outside of the bucket) or Bearing plates (inside of the bucket)
- Continuous welding on the inside of the bucket
- Food Grade Polishing

### Special Notes / Disclaimer

*It is critical that all dimensions, angles, and bolt holes be field checked prior to equipment start up to avoid any conflict with existing structures and machinery and to insure proper functioning in the elevator. Please report any errors or discrepancies immediately by calling us toll-free at 800-527-0657 or 972-735-8855. All buckets are custom fabricated and are non-returnable.*

# MAXI-LIFT



## OTHER PRODUCTS & ACCESSORIES

UPGRADE TO THE  
TOUGHEST ACCESSORIES

- **SPLICES, BOLTS,  
HARDWARE  
& ACCESSORIES**
- **MIGHTY-MAX  
FENCE FEEDERS**
- **LAGGING**

MAXI-LIFT



# BELT SPLICES: MAXI-SPLICE SUPER® & ULTRA®

Super Strength, Ultra-Light

## ULTRA & SUPER SPLICES

THE PERFECT COMBINATION OF SUPER-STRONG & ULTRA-LIGHT.

### THE PERFECT COMBO

HEAVY DUTY ELEVATOR?

THE "SUPER" IS IDEAL FOR BELTS BETWEEN 800-1200 PIW

THE "ULTRA" FITS PERFECTLY ON BELTS UP TO 800 PIW.

### SUPER-STRONG

THE SUPER & ULTRA ARE CONSTRUCTED OF HIGH GRADE ALUMINUM, NBR RUBBER WEDGES & SS BOLTS

### ULTRA-PERFORMANCE

ULTRA & SUPER ARE ENGINEERED TO OUT-PERFORM TRADITIONAL SPLICES

### FEATURES & BENEFITS

- Large Radius for Heavy Belts
- High Grade Aluminum Construction
- Non Sparking / Corrosion Resistant
- NBR Rubber Wedges (High Temp Options Available for Bottom Wedge)



MAXI-SPLICE®  
**ULTRA**

MAXI-SPLICE®  
**SUPER**




Interlocking Teeth Grip Belt



Heavy Duty Bolts




3-Piece Construction



NBR Rubber Wedge

# MAXI-SPLICE SUPER® & ULTRA®

Call 1-800-527-0657, Visit MAXILIFT.COM for More Info



**MAXI-SPLICE  
SUPER**

## MAXI-SPLICE SUPER

Named for its superior design, performance and size, the **MAXI-SPLICE SUPER** (along with its counterpart the **MAXI-SPLICE ULTRA**) defines the next generation of elevator belt splices. The unique design embraces our **MAXI-SPLICE** three piece construction, with the addition of an NBR rubber wedge to protect against belt wear for long life. Designed with a larger radius for improved belt life, the larger **SUPER** has two bolts for additional clamping force and plate friction. See Specifications on Page 87.

### FEATURES

- High Grade, Lightweight Aluminum Construction
- NBR Rubber Wedge Protects Backside of Belt
- High Temp Options Available for Bottom Wedge
- Weight: 4.8 lbs. each
- Two Bolt Design
- 3/4" x 5" and 3/4" x 5-1/2" Hex Head Bolts
- Usable on Belts Rated 800-1200 PIW tensile.




**MAXI-SPLICE  
ULTRA**

## MAXI-SPLICE ULTRA

The aptly named **MAXI-SPLICE ULTRA** is perfect companion to the larger **SUPER**. The **ULTRA** features all the advantages of the larger splice, but with a smaller frame and a single bolt design. Designed for belts up to 800 PIW, the **ULTRA** also features the **MAXI-SPLICE** three piece construction and NBR rubber wedge for protection against belt wear and longer life. Like the **SUPER**, the **ULTRA** is designed with a larger radius for improved belt life. See Specifications on Page 87.

### FEATURES

- High Grade, Lightweight Aluminum Construction
- NBR Rubber Wedge Protects Backside of Belt
- High Temp Options Available for Bottom Wedge
- Weight: 1.93 lbs. each
- One Bolt Design
- 5/8" x 4-1/2" Hex Head Bolt
- Rated for belts up to 800 PIW



# BELT SPLICES: MAXI-SPLICE® AB & CI

For More Information, Call 1-800-527-0657



## MAXI-SPLICE® AB

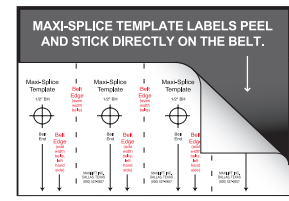


ILLUSTRATION DEPICTS USAGE ON AN 8 INCH BELT.

**Maxi-lift Inc. MAXI-SPLICE ULTRA**

**INSTRUCTIONS FOR USING TEMPLATE TAPE & POWER PUNCH**  
This template tape is for use exclusively for Maxi-Splice CE 1784 models.

1. Peel back the top and bottom layers of the template tape. Cut along the top to avoid self-harm.
2. Align the top edge of the tape with the top edge of the belt. The bottom edge of the tape will align with the bottom edge of the belt.
3. Align the hole locations on the tape with the hole locations on the belt. The hole locations on the tape are marked with red and white lettering.

**WARNING: DO NOT USE ANY MAXI-SPLICE PRODUCT ON MANLIFTS!**

Maxi-Lift neither solicits nor recommends the use of any Maxi-Splice belt clamp for splicing man-lift belts. Maxi-SplICES were neither designed for nor tested for this purpose. Any installation of a Maxi-Splice product for this purpose may result in splice failure causing serious bodily harm or even death. Do not use on steel cable belts.

## MAXI-SPLICE Belt Fastening Systems

Maxi-Splice is a 3-piece elevator belt splicing device. Trusted for over 30 years, it sets the standard for all who hope to copy it. Make sure you ask for Maxi-Splice by name, and accept no substitutes. For use on PVC and rubber elevator belts. See Specifications on Page 87.

### MAXI-SPLICE AB

- 9/16" Diameter Grade 5 Bolt
- 9/16" x 5" Hex Head Bolts
- Non-Ferrous Metal of Very High Tensile Strength
- Usable On Belts of up to 800 PIW Tensile
- Non-Sparking, Non-Corroding & Non-Rusting
- Bronze Color
- Weight: 2.9 Lbs. Each

### MAXI-SPLICE CI

- Ferrous Metal of Moderately High Tensile Strength
- 1/2" x 5" Hex Head Bolts
- Usable on Belts of Up to 600 PIW Tensile
- Silver Color
- Weight: 2.6 Lbs. Each

## TEMPLATE TAPE - FREE

- Peel and stick directly on belt
- Improves belt-punching accuracy
- Marks hole locations for odd or even width belts
- Clearly marked in white and red lettering
- Included with every splice order

## POWER PUNCH *(Drill bits are not recommended)*

- Made with durable heat treated carbon-steel
- Reinforced blade easily cuts 1/2", 9/16", 5/8" and 3/4" diameter holes
- Sized to match your exact splice
- Use with a hand-held mallet, impact wrench, or drill
- Always wear eye protection



## WARNING: DO NOT USE MAXI-SPLICE ON MANLIFTS!

Please read all instructions before installing any Maxi-Splice product. Instructions can be found at [www.maxilift.com](http://www.maxilift.com). Failure to follow installation instructions may result in splice failure. As with any belt splice, continuous, regular inspections are required or failure can occur.

Never mix Maxi-Splice products on a single installation. Reduced or uneven clamping pressure may occur compromising splice integrity and could result in splice failure.

Maxi-Lift neither solicits nor recommends the use of any Maxi-Splice belt clamp for splicing man-lift belts. Maxi-SplICES were neither designed for nor tested for this purpose. Any installation of a Maxi-Splice product for this purpose may result in splice failure causing serious bodily harm or even death. Do not use on steel cable belts.

Do not re-use nylon insert lock nuts when reinstalling Maxi-SplICES. Please use new nylock nuts for reinstallation. Replacements are available from Maxi-Lift.






For applications exceeding 250° F, nylon insert lock nuts may not be used, as this temperature range exceeds the manufacturer's threshold for nylon integrity. Compression locking nuts should be utilized instead.

While the AB and CI Maxi-Splice may be used on wing pulleys, they may contribute to wear on the backside of the belt at the splice. It is the user's responsibility to inspect the splice at regular maintenance intervals to prevent failure. Noise may also be heard as the splice contacts the wings of the pulley.

# MAXI-LIFT BELT SPLICES

## Splice Comparison

### BELT SPLICE TECHNICAL DATA SHEET

											
		MAXI-SPLICE <sup>®</sup>	MAXI-SPLICE <sup>®</sup>	MAXI-SPLICE <sup>®</sup>	MAXI-SPLICE <sup>®</sup>	MAXI-SPLICE <sup>®</sup>	MAXI-SPLICE <sup>®</sup>	MAXI-SPLICE <sup>®</sup>	MAXI-SPLICE <sup>®</sup>		
PART DETAILS	Product	MAXI-SPLICE	MAXI-SPLICE	MAXI-SPLICE	MAXI-SPLICE	MAXI-SPLICE	MAXI-SPLICE	MAXI-SPLICE			
	Brand	CI	AB	ULTRA	SUPER	TITAN					
	Part No.	CI5	AB5	ULTRA5	SUPER5	TITAN					
SPLICE CONSTRUCTION	Color	Silver	Manganese Bronze	Silver	Silver	Silver					
	Construction	3 Piece Mechanical Clamping Device	3 Piece Mechanical Clamping Device	3 Piece Mechanical Clamping Device with NBR (Nitrile) Rubber Wedge	3 Piece Mechanical Clamping Device with NBR (Nitrile) Rubber Wedge	3 Piece Mechanical Clamping Device with HNBR Rubber Wedge					
	Metal Material	Galvanized Cast Iron	Manganese Bronze	Aluminum	Aluminum	Aluminum					
	Metal Description	Ferrous Cast Iron	Non-Ferrous Bronze	High Grade, Lightweight Aluminum	High Grade, Lightweight Aluminum	High Grade, Lightweight Aluminum					
	Rubber Material	None	None	Replaceable NBR Rubber Wedge	Replaceable NBR Rubber Wedge	Replaceable HNBR Rubber Wedge					
SPLICE SPECIFICATIONS	Weight (lbs.)	2.60	2.90	1.93	4.80	Per Application					
	Length	3"	3"	4-1/2"	6-1/4"	6"					
	Width	2"	2"	2-1/2"	3"	Per Application					
	PIW Rated	Up to 600 PIW Tensile	Up to 800 PIW Tensile	Up to 800 PIW Tensile	800-1200 PIW Tensile	Over 1200 PIW					
	Recommended Belt Thickness	1/4" to 5/8"	1/4" to 5/8"	1/4" to 5/8"	3/8" to 3/4"	Per Application					
BOLT SPECIFICATIONS	No of Bolts	1	1	1	2	Per Application					
	Bolt Grade	Grade 5 Hex Head Bolt	Grade 5 Hex Head Bolt	Grade 5 Hex Head Bolt	Grade 5 Hex Head Bolt	M16 10.9 Hex Head Bolt					
	Bolt Diameter (Inches)	1/2"	9/16"	5/8"	3/4"	Per Application					
	Bolt Length (Inches)	5"	5"	4-1/2"	5" and 5-1/2"	Per Application					
	Washers	Yes	Yes	Yes	Yes	Yes					
	Nuts	Nylock	Nylock	Nylock	Nylock	Oval Lock Nut					
	Recommended Torque *	75 ft./lbs.	100 ft./lbs.	125 ft./lbs.	150 ft./lbs.	Per Application					
Template Tape Included	Yes	Yes	Yes	Yes	Requires Special Template						
SHIMS	Required Shims Per Belt Thickness	N/A	N/A	Under 5/16" - No Shims 5/16" to 3/8" - 1 Shim 3/8" to 5/8" - 2 Shims	Under 1/2" - No Shims 1/2" to 5/8" - 1 Shim 5/8" to 3/4" - 2 Shims	N/A					
TEMPERATURE RATINGS	Max. Operating Temps	600° F / 350° C	500° F / 260° C	200° F / 93° C (NBR Rubber Wedge Limiting Factor) - Alternative Wedges Available for Higher Temperatures	200° F / 93° C (NBR Rubber Wedge Limiting Factor) - Alternative Wedges Available for Higher Temperatures	320° F / 160° C (HNBR Hydrogenated Nitrile Butadiene Rubber Wedge Limiting Factor)					
	Nylock Nut Max. Temp	250° F	250° F	250° F	250° F	320° F					
MINIMUM HEAD PULLEY	Agricultural (High Speed) **	12"	12"	24"	30"	48"					
	Industrial (Centrifugal/Gravity)	12"	12"	20"	36"	48"					
BUCKET PROJECTION	Minimum Recommended	4"	4"	5"	7"	8"					
FEATURES/BENEFITS		Strong, Standard, Mechanical Splice	Non-Sparking, Non-Corroding, Non-Rusting	Non-Sparking, Non-Corroding, Non-Rusting, Longer Belt Life	Non-Sparking, Non-Corroding, Non-Rusting, Longer Belt Life	Non-Sparking, Non-Corroding, Non-Rusting, Longer Belt Life					

\* When torquing splice bolts, do not use impact wrench as over-torquing will cause both belt and splice failure. In addition, under torquing could lead to insufficient clamp pressure and could create splice failure, and tracking issues. \*\* On smaller pulleys, the metal shims must be installed correctly, or the rubber wedge could fail. Customer is responsible for checking the splices on a consistent basis for correct torque during splice operation. Do not reuse hardware (bolts, nylock or oval nuts) when reinstalling splices. Please always read Maxi-Lift Installation Instructions and apply template tape when installing splices for correct installation. See website for more details. **Do not use Maxi-Lift splices on any type of belt manlifts.**

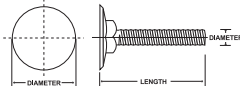
U.S. Utility Patent: "U.S. Pat. 9,605,730 B2. U.S. Design Patent: "U.S. Des. Pat. D724,289 S. European Patent Application No. 15154390.7

# ELEVATOR BOLTS

Same Day Shipping Available

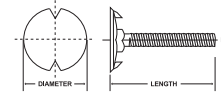
## STANDARD ELEVATOR BOLT

Standard #1 Norway  
• Zinc Plated  
(Carbon, Stainless Steel offered in select sizes)



## SABRE-TOOTH® ELEVATOR BOLT

Sabre-Tooth®  
• Zinc Plated  
(Carbon, Stainless Steel offered in select sizes)

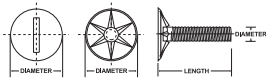


STANDARD ELEVATOR BOLT			
SIZE, INCHES	WEIGHT / 100 PCS., LBS.	CASE QTY	KEG BULK QTY
1/4 x 1	3.24	1200	1700
1/4 x 1-1/4	3.43	1200	1500
1/4 x 1-1/2	3.73	1200	1300
1/4 x 2	4.29	1200	1000
1/4 x 2-1/4	4.88	600	900
1/4 x 2-1/2	4.92	600	800
5/16 x 3/4	4.76	1200	1200
5/16 x 1-1/4	5.55	1200	900
5/16 x 1-1/2	6.38	600	800
5/16 x 2	7.12	600	600
3/8 x 1-1/4	6.54	600	750
3/8 x 1-1/2	7.10	600	700
3/8 x 1-3/4	7.66	600	600
3/8 x 2	8.31	600	500
3/8 x 2-1/4	9.35	600	450
3/8 x 2-1/2	9.83	600	400
3/8 x 3	10.79	600	300

SABRE-TOOTH ELEVATOR BOLT			
SIZE, INCHES	WEIGHT / 100 PCS., LBS.	CASE QTY	KEG BULK QTY
1/4 x 1-1/4	3.43	1200	1500
1/4 x 1-1/2	3.73	1200	1300
1/4 x 1-3/4	3.98	1200	1200
1/4 x 2	4.29	1200	1000
1/4 x 2-1/4	4.88	600	900
1/4 x 2-1/2	4.92	600	800
5/16 x 3/4	4.76	1200	1200
5/16 x 1	5.05	1200	1000
5/16 x 1-1/4	5.55	1200	900
5/16 x 1-1/2	6.38	600	800
5/16 x 1-3/4	6.50	600	700
5/16 x 2	7.12	600	600
5/16 x 2-1/4	7.43	600	550
5/16 x 2-1/2	7.78	600	500
3/8 x 1-1/4	6.54	600	750
3/8 x 2	8.31	600	500
3/8 x 2-1/4	9.35	600	450
3/8 x 2-1/2	9.83	600	400
3/8 x 3	10.79	600	300

## RELIANCE ELEVATOR BOLT

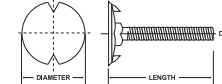
#3 Slotted Head  
• Zinc Plated



RELIANCE ELEVATOR BOLT			
SIZE, INCHES	WEIGHT / 100 PCS., LBS.	CASE QTY	KEG BULK QTY
1/4 x 3/4	2.7	1200	2400
1/4 x 1	1.9	1800	2500
1/4 x 1-1/4	3.0	1200	1800
1/4 x 1-1/2	3.5	1200	1800
5/16 x 1-1/4	4.9	1200	1200

## SABRE-TOOTH® BOLT (POINTED)

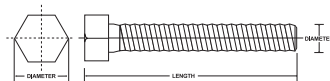
Sabre-Tooth®  
• Carbon Steel



SABRE-TOOTH ELEVATOR BOLT			
SIZE, INCHES	WEIGHT / 100 PCS., LBS.	CASE QTY	KEG BULK QTY
1/4 x 1-1/2	2.78	1300	1800
5/16 X 1-1/4	4.60	900	1200

## HEX HEAD BOLT

• Zinc Plated  
• Grade 5  
• Used with Chain Attachments



HEX-HEAD BOLT			
SIZE, INCHES	WEIGHT / 100 PCS., LBS.	CASE QTY	KEG BULK QTY
1/2 X 1	8.50	1200	1700
1/2 x 1-1/4	9.45	1200	1500
1/2 x 1-1/2	10.70	1200	1300
3/8 x 1	4.15	1200	1700
3/8 x 1-1/4	4.80	1200	1500
3/8 x 1-1/2	5.65	1200	1300

Maxi-Lift continually applies metallography tests to our fasteners to ensure the finest quality parts are upheld.





Maxi-Lift exceeds all industry standards for grade 2 elevator bolts.



# WASHERS, NUTS & SPACERS

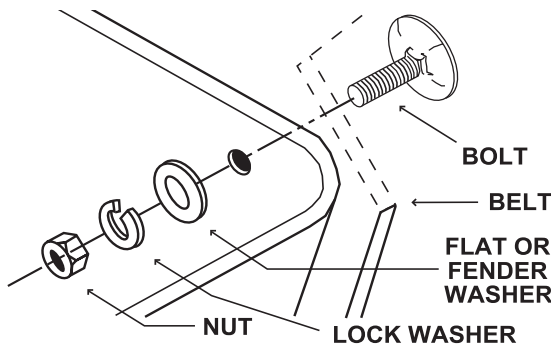
Call 1-800-527-0657, Visit [MAXILIFT.COM](http://MAXILIFT.COM) for More Info

## NUTS

STANDARD HEX				
	SIZE, INCHES (ID)	PKG. QTY., PCS.	PKG. WEIGHT, LBS.	
	1/4-20	100	0.7	
	5/16-18	100	1.1	
	3/8-16	100	1.6	
	1/2	100	3.8	
<i>Available in zinc and stainless.</i>				
STANDARD FLANGE SERRATED LOCK				
	SIZE, INCHES (ID)	PKG. QTY., PCS.	PKG. WEIGHT, LBS.	
	1/4-20	100	0.9	
	5/16-18	100	1.2	
	3/8-16	100	1.8	
<i>Available in zinc and stainless.</i>				
LARGE FLANGE SERRATED LOCK				
	SIZE, INCHES (ID)	PKG. QTY., PCS.	PKG. WEIGHT, LBS.	
	1/4-20	100	1.2	
	5/16-18	100	2.3	
	3/8-16	100	2.8	
<i>Available in zinc.</i>				
NYLON INSERT LOCK				
	SIZE, INCHES (ID)	PKG. QTY., PCS.	PKG. WEIGHT, LBS.	
	1/4-20	100	0.8	
	5/16-18	100	1.1	
	3/8-16	100	2.8	
<i>Available in zinc and stainless.</i>				

## RECOMMENDED BUCKET INSTALLATION







A locking device should be used on all elevator bucket installations.



## DIRECTIONS FOR PROPER ELEVATOR BOLT TORQUE ON BELT

1. To tighten the nuts, use a torque wrench that will "click" out when proper setting is reached.
2. Run the elevator with the buckets empty for 4 hours.
3. Check all bolts to insure that the proper torque is maintained.

## WASHERS AND SPACERS

FLAT				
	SIZE, INCHES (ID)	PKG. QTY., PCS.	PKG. WEIGHT, LBS.	O.D. INCHES
	1/4	100	1.3	1
	5/16	100	2.0	7/8
	3/8	100	3.0	1
	1/2	100	3.8	1-3/8
<i>Available in zinc and stainless.</i>				
SPLIT RING LOCK				
	SIZE, INCHES (ID)	PKG. QTY., PCS.	PKG. WEIGHT, LBS.	O.D. INCHES
	1/4	100	0.2	1-1/4
	5/16	100	0.4	7/8
	3/8	100	0.6	1
	1/2	100	1.4	1-3/8
<i>Available in zinc and stainless.</i>				
FENDER*				
	SIZE, INCHES (ID)	PKG. QTY., PCS.	PKG. WEIGHT, LBS.	O.D. INCHES
	1/4	100	1.3	1
	Large 1/4	100	1.3	1-1/4
	5/16	100	2.0	1-1/4
	Large 5/16	100	3.0	1-1/2
	3/8	100	3.0	1
	1/2	100	3.8	1-3/8
<i>*When installing urethane buckets always use Fender Washers.</i>				
LEATHER				
	SIZE, INCHES (ID)	PKG. QTY., PCS.	PKG. WEIGHT, LBS.	O.D. INCHES
	1/4	100	0.3	1
	5/16	100	0.3	1
	3/8	100	0.3	1
POLY SPACERS				
	SIZE, INCHES (ID)	PKG. QTY., PCS.	PKG. WEIGHT, LBS.	O.D. INCHES
	1/4	100	2.0	-
	5/16	100	1.8	-
<i>Available in 1/4" and 1/2" thick.</i>				
NEOPRENE				
	SIZE, INCHES (ID)	PKG. QTY., PCS.	PKG. WEIGHT, LBS.	O.D. INCHES
	1/4	100	1.1	-
	5/16	100	1.1	-
	3/8	100	1.1	-
<i>Available in 1/4" thick.</i>				

RECOMMENDED TORQUE FOR ELEVATOR BOLTS						
SHANK DIAMETER	STEEL			STAINLESS		
	IN./LBS.	KGM/M.	FT./LBS.	IN./LBS.	KGM/M.	FT./LBS.
1/4"	50	0.57	4	86	.99	7.16
5/16"	96	1.10	8	177	2.04	14.75
3/8"	180	2.07	15	-	-	-

# MIGHTY-MAX® FENCE FEEDERS

Tough, Portable Plastic Feeders

## MIGHTY-MAX® FENCE FEEDERS

Portable, easy to install, and tough, the **MIGHTY-MAX** fence feeder is the most versatile livestock feeder on the market. Quickly and securely snaps onto any chain-link or wire fencing. Built with two spring link clips installed on a super tough HDPE feeder, it can take the toughest animal and weather abuse. This is the ideal feeder for show pens, trailers and fenced areas. Keeps feed up off the ground and reduces waste.



STYLE FFSS



STYLE FFCC



STYLE FFHD

### FEATURES & BENEFITS

- Made of prime virgin HDPE
- Thick, heavy duty walls
- Extended feeder life
- Tough enough to withstand the harshest animal and weather abuse
- Drilled for and attached with 8mm Spring Link Clips (right)
- Stocked / available in ten (10) standard sizes



ITEM CODE	FEEDER SIZE, INCHES					PUNCHING, IN.				CAP.	WEIGHT, LBS.		QUANTITIES	
	Color	Size	Length	Proj.	Depth	Hole Centers	# Of Holes	Bolt Size	Top Down	Quarts	Lbs. Per Each	Lbs. Per Skid	Carton Qty	Skid Qty
FFSS 09 x 5 P W	White	9 x 5	9-3/8	5-1/4	4-7/8	3-1/4	3	1/4	1	1.0	1.00	420	24	384
FFSS 16 x 7 P W	White	16 x 7	16-3/8	7-3/8	7-1/4	14-3/4	2	3/8	9/16	4.5	2.75	638	12	192
FFHD 10 x 7 P B	Black	10 x 7	10-1/2	7-3/4	7-1/8	8-3/4	2	3/8	9/16	3.5	2.75	784	16	256
FFHD 14 x 7 P B	Black	14 x 7	14-1/2	7-3/4	7-1/8	12-3/4	2	3/8	9/16	5.0	3.35	848	7	112
FFHD 18 x 8 P B	Black	18 x 8	18-1/2	8-3/4	8	16-1/4	2	3/8	9/16	9.0	5.10	810	7	112
FFCC 09 x 5 P G	Gray	9 x 5	9-1/2	5-1/2	5	7-1/2	2	3/8	9/16	1.5	1.20	498	28	448
FFCC 11 x 6 P G	Gray	11 x 6	11-9/16	6-5/8	6	9-9/16	2	3/8	9/16	3.0	1.90	573	13	208
FFCC 14 x 7 P G	Gray	14 x 7	14-9/16	7-7/8	7	12-3/4	2	3/8	9/16	5.0	3.50	848	7	112
FFCC 18 x 8 P G	Gray	18 x 8	18-9/16	8-7/8	8-1/4	16-1/4	2	3/8	9/16	9.0	5.10	810	5	80
FFCC 20 x 8 P G	Gray	20 x 8	20-9/16	8-7/8	8-1/4	18-9/16	2	3/8	9/16	10.0	6.10	792	5	80




# LAGGING

## High Performance Elevator Lagging




## LAGGING

Maxi-Lift Lagging / Traction Pads feature neoprene, 60 durometer, static conductive, oil resistant and flame resistant (SOF) rubber compound for use on drive pulleys, in 72" lengths, formed to specific pulley diameters. Also available in standard rubber or special compounds with standard or stainless steel (SS) backing plates.




### SOF & Standard Lagging

Agricultural Applications, SOF - Oil Resistant, Static Resistant (OSHA compliant), Flame Resistant (MSHA compliant)



### Metal Retainers

Rust Resistant



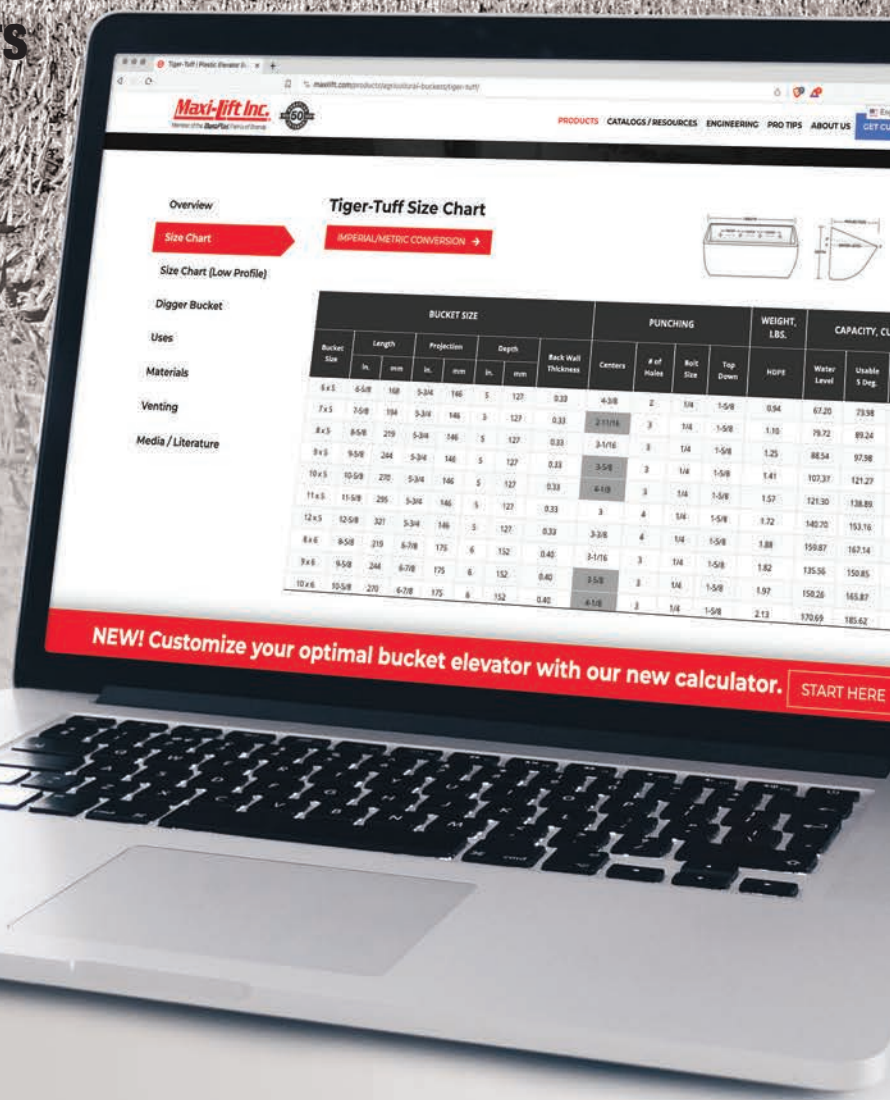
# MAXI-LIFT



## ENGINEERING

### BUCKET ENGINEERING

- **CAPACITIES**  
ELEVATOR BUCKETS  
& ELEVATORS
- **SPEED CHARTS**  
AGRICULTURAL &  
INDUSTRIAL
- **PUNCHING**  
BELT & CHAINS
- **BULK**  
MATERIAL  
HANDLING



MAXI-LIFT

**Tiger-Tuff Size Chart**

IMPERIAL/METRIC CONVERSION →

Bucket Size	BUCKET SIZE				PUNCHING				WEIGHT, LBS.		CAPACITY, CU.			
	Length	Projection	Depth	Roll Wall Thickness	Centers	# of Holes	Roll Size	Top Down	HOPP	Water Level	Usable 5 Deg.			
6x5	5-08	168	5-3/4	146	5	127	0.33	4-3/8	2	3/4	1-5/8	0.94	67.20	73.98
7x5	7-08	194	5-3/4	146	5	127	0.33	3-1/16	3	3/4	1-5/8	1.10	79.72	89.24
8x5	8-08	219	5-3/4	146	5	127	0.33	3-1/16	3	3/4	1-5/8	1.25	86.54	97.98
9x5	9-08	244	5-3/4	146	5	127	0.33	3-5/8	3	3/4	1-5/8	1.41	107.37	121.27
10x5	10-08	270	5-3/4	146	5	127	0.33	4-1/8	3	3/4	1-5/8	1.57	121.30	138.80
11x5	11-08	295	5-3/4	146	5	127	0.33	3	4	3/4	1-5/8	1.72	140.70	153.16
12x5	12-08	321	5-3/4	146	5	127	0.33	3-3/8	4	3/4	1-5/8	1.88	159.87	167.14
8x6	9-08	219	6-7/8	175	6	152	0.40	3-1/16	3	3/4	1-5/8	1.82	135.56	150.85
9x6	9-08	244	6-7/8	175	6	152	0.40	3-5/8	3	3/4	1-5/8	1.97	150.26	165.87
10x6	10-08	270	6-7/8	175	6	152	0.40	4-1/8	3	3/4	1-5/8	2.13	170.69	185.62

**NEW!** Customize your optimal bucket elevator with our new calculator. [START HERE](#)

# CALCULATING CAPACITY

For More Information, Call 1-800-527-0657

## CALCULATING BUCKET ELEVATOR CAPACITY

CAPACITY of the Bucket at Water Level (Cubic Inches)	NUMBER OF BUCKETS Per Foot (12 ÷ Spacing In Inches)	NUMBER OF ROWS of Buckets on the Belt	SPEED of the Belt or Chain FPM (Feet Per Minute)	CUBIC IN. PER HOUR See Below for Conversion
_____	_____	_____	_____	_____
	X	X	X	X $\frac{60}{\text{MINUTES}}$ =

For engineering purposes, Maxi-Lift recommends using water level capacity as the basis for calculation. Actual bucket fill will vary depending on the product and operational conditions.

- STEP 1** Multiply the CAPACITY of the bucket times the NUMBER OF BUCKETS per foot (12 divided by spacing) times the NUMBER OF ROWS of buckets. This will give the capacity in cubic inches of each running foot of the belt or chain.
- STEP 2** Multiply the answer times the SPEED of the belt or chain in FPM for the capacity discharged per minute.
- STEP 3** Then multiply by 60 minutes to get cubic inches per hour.

### CONVERT CUBIC INCHES PER HOUR AS FOLLOWS:

- BUSHEL:** Divide by 2,150 to convert to bushels.
- CUBIC FEET:** Divide by 1,728 to convert to cubic feet.
- SHORT TONS:** Multiply cubic feet capacity times weight of product per cubic foot and divide by 2,000.
- METRIC TONS:** Multiply cubic feet capacity times weight of product per cubic foot and divide by 2,204.62.

### FEET PER MINUTE

T	HEAD PULLEY DIAMETER (IN.)	RPM	IN. / FT.	FT. / MIN.
(3.1416)	_____	_____	12	_____
	X	X	÷	=

### BUSHEL PER HOUR

CU. IN. / HOUR	CU. IN. / BUSHEL	BPH
_____	2,150	_____
	÷	=

### CUBIC FEET PER HOUR

CU. IN. / HOUR	CU. IN. / CU. FT.	CU. FT. / HOUR
_____	1,728	_____
	÷	=

### SHORT TONS PER HOUR

First determine cubic ft / hr. at water level using above formula then proceed as follows

CU. FT. / HOUR	WEIGHT OF PRODUCT / CU. FT.	LBS. / HOUR	LBS. / TON	TONS / HOUR
_____	_____	_____	2,000	_____
	X	=	÷	=

### METRIC TONS PER HOUR

First determine cubic ft/hr. at water level using above formula then proceed as follows

CU. FT. / HOUR	WEIGHT OF PRODUCT / CU. FT.	LBS. / HOUR	LBS. / METRIC TON	METRIC TONS / HOUR
_____	_____	_____	2204.62	_____
	X	=	÷	=

### CALCULATING HORSEPOWER

The formula below will result in the theoretical horsepower necessary. It is recommended that an additional 25% minimum be added for drive losses and up to 15% for elevator friction and cup digging through the boot.

$$\text{HP (at head Shaft)} = \frac{W \times H}{33,000} \quad W = \frac{\text{LBS. / HOUR}}{60 \text{ MINUTES}} \quad H = \text{Vertical Lift in Feet}$$

\*All Engineering and technical data provided by Maxi-Lift or Maxi-Lift employees is for general reference only and does not guarantee perfect discharge, or required throughput capacities (bushels per hour, tons per hour, etc) for all bucket elevators including all ranges of speeds shown within the speed range. We also do not guarantee any impact on material damage as material is moved through a bucket elevator.

# SPEED CHARTS: HIGH SPEED ELEVATOR BUCKETS

TIGER-TUFF®, TIGER-CC®, HD-MAX®, HD-STAX®, CC-MAX®

## AGRICULTURAL ELEVATOR BUCKET SPEED CHART

Recommended Minimum and Optimum Pulley Speeds for the following Maxi-Lift Agricultural Elevator Buckets (Centrifugal discharge)



ELEVATOR BUCKET NOMINAL PROJ. (INCHES)		MINIMUM AND OPTIMUM PULLEY SPEEDS															
		PULLEY DIAMETER (INCHES) / PULLEY CIRCUMFERENCE (FEET)															
		4"	5"	6"	8"	10"	12"	14"	16"	20"	24"	30"	36"	42"	48"	60"	72"
3"	Minimum:	89	80	81	74	69	64	-	-	-	-	-	-	-	-	-	-
	Optimum:	158	143	131	115	103	95	-	-	-	-	-	-	-	-	-	-
4"	Minimum:	-	-	75	70	53	51	50	46	43	40	-	-	-	-	-	-
	Optimum:	-	-	146	127	109	103	96	89	79	72	-	-	-	-	-	-
5"	Minimum:	-	-	-	70	67	63	50	48	45	40	40	35	32	32	-	-
	Optimum:	-	-	-	161	131	111	102	95	90	75	67	61	55	51	-	-
6"	Minimum:	-	-	-	-	-	-	-	50	45	40	36	35	31	30	-	-
	Optimum:	-	-	-	-	-	-	-	93	84	73	67	61	55	51	-	-
7"	Minimum:	-	-	-	-	-	-	-	-	40	36	34	33	31	30	27	26
	Optimum:	-	-	-	-	-	-	-	-	80	78	73	65	59	55	50	45
8"	Minimum:	-	-	-	-	-	-	-	-	-	-	33	32	30	30	27	25
	Optimum:	-	-	-	-	-	-	-	-	-	-	60	58	57	56	47	43
10"	Minimum:	-	-	-	-	-	-	-	-	-	-	-	-	-	30	25	20
	Optimum:	-	-	-	-	-	-	-	-	-	-	-	-	-	52	45	42

## TIGER-CC®, CC-MAX® TABLE OF SPEEDS



CC-MAX TABLE OF SPEEDS					
PULLEY / SPROCKET DIAMETER (IN.)	PULLEY / SPROCKET CIRCUMFERENCE (FT.)	MIN. RPM	MAX. RPM	MIN. FPM	MAX. FPM
8"	2.09	85	170	178	356
10"	2.62	85	170	223	445
12"	3.14	75	145	236	456
14"	3.67	65	120	238	440
16"	4.19	55	100	230	419
18"	4.71	55	90	259	424
20"	5.24	55	85	288	445
22"	5.76	55	85	288	445
24"	6.28	42	80	264	503
30"	7.85	42	80	330	628
36"	9.42	42	80	396	754
42"	11.00	40	70	440	770
48"	12.57	40	65	503	817
54"	14.14	40	65	566	919
60"	15.71	40	60	628	942
72"	18.85	40	55	754	1037
84"	22.00	34	50	748	1100
96"	25.13	30	45	754	1131

**MINIMUM SPEED:** Slowest Speed at which Centrifugal Discharge will occur.  
**OPTIMUM SPEED:** Speed at which most desirable results are obtained.  
**MAXIMUM SPEED:** Maximum Speed is governed by many factors including Bonnet Shape, clearances, throat location, desired capacity and commodity elevated, therefore is not published.

The optimum speeds shown are based on free flowing whole grains.  
 The optimum recommended speed for feed ingredients and other similar materials is 85% of the optimum speed shown.

These tables are for general reference only and do not guarantee perfect discharge for all bucket elevators at all speeds shown within speed range.

\*Note: Low profile buckets may require faster minimum speeds than shown on this chart at minimum spacing.

\*All Engineering and technical data provided by Maxi-Lift or Maxi-Lift employees is for general reference only and does not guarantee perfect discharge, or required throughput capacities (bushels per hour, tons per hour, etc) for all bucket elevators including all range of speeds shown within the speed range. We also do not guarantee any impact on material damage as material is moved through a bucket elevator.



# SPEED CHART / HEAD SHAFT RATING

For More Information, Call 1-800-527-0657

## DURA-BUKET® AGRICULTURAL ELEVATOR BUCKET SPEED CHART

Recommended Minimum and Optimum Pulley Speeds for DURA-BUKET Agricultural Elevator Buckets (Centrifugal Discharge)



DURA-BUKET SS



DURA-BUKET LP

### DURA-BUKET MINIMUM AND OPTIMUM PULLEY SPEEDS

ELEVATOR BUCKET NOMINAL PROJ. (INCHES)		PULLEY DIAMETER (INCHES) / PULLEY CIRCUMFERENCE (FEET)															
		10"	12"	16"	18"	20"	22"	24"	30"	36"	42"	48"	54"	60"	72"	84"	96"
		2.62'	3.14'	4.19'	4.71'	5.24'	5.76'	6.28'	7.85'	9.42'	11.00'	12.57'	14.14'	15.70'	18.90'	22.00'	25.13'
3"	Minimum:	85	75	55	55	55	55	-	-	-	-	-	-	-	-	-	
	Optimum:	144	121	90	81	76	72	-	-	-	-	-	-	-	-	-	
4"	Minimum:	-	75	55	55	55	55	50	-	-	-	-	-	-	-	-	
	Optimum:	-	121	90	81	76	72	72	-	-	-	-	-	-	-	-	
5"	Minimum:	-	-	-	55	55	55	50	42	42	40	-	-	-	-	-	
	Optimum:	-	-	-	81	76	72	72	72	72	63	-	-	-	-	-	
6"	Minimum:	-	-	-	-	-	-	50	42	42	40	40	40	40	-	-	
	Optimum:	-	-	-	-	-	-	72	72	72	63	58	58	54	-	-	
7"	Minimum:	-	-	-	-	-	-	-	42	42	40	40	40	40	40	34	
	Optimum:	-	-	-	-	-	-	-	72	72	63	58	58	54	49	45	
8"	Minimum:	-	-	-	-	-	-	-	-	-	-	40	40	40	40	34	
	Optimum:	-	-	-	-	-	-	-	-	-	-	58	58	54	49	45	

### HEAD SHAFT DIAMETER PER HORSEPOWER RATING

HORSEPOWER	SHAFT DIAMETER (INCHES)
1-2	1-7/16
3	1-15/16
5	2-3/16
7 1/2 - 10	2-7/16
15	2-15/16
20	3-3/16
25-30	3-7/16
40	3-15/16
50 - 60	4-7/16
75 - 100	4-15/16
125	5-7/16
150	5-15/16
200	7
250	7

**MINIMUM SPEED:** Slowest Speed at which Centrifugal Discharge will occur.

**OPTIMUM SPEED:** Speed at which most desirable results are obtained.

**MAXIMUM SPEED:** Maximum Speed is governed by many factors including Bonnet Shape, clearances, throat location and desired capacity.

This table is for general reference only and does not guarantee perfect discharge for all bucket elevators at all speeds shown within speed range.

Note: Low-Profile Elevator Buckets spaced on minimum centers may require faster minimum speeds than shown on this chart.

The optimum speeds shown are based on free flowing whole grains. The maximum recommended speed for feed ingredients and other similar materials is 85% of the optimum speed shown.

This table is provided for general reference only. Maxi-Lift assumes no liability from use of these figures.

\*All Engineering and technical data provided by Maxi-Lift or Maxi-Lift employees is for general reference only and does not guarantee perfect discharge, or required throughput capacities (bushels per hour, tons per hour, etc) for all bucket elevators including all range of speeds shown within the speed range. We also do not guarantee any impact on material damage as material is moved through a bucket elevator.

# INDUSTRIAL SPEED CHARTS

For More Information, Visit [WWW.MAXILIFT.COM](http://WWW.MAXILIFT.COM)

## INDUSTRIAL ELEVATOR BUCKET SPEED CHART

Recommended Minimum and Optimum Pulley Speeds for Tiger-Tuff, Tiger-CC and Maxi-Tuff industrial Elevator Buckets (Centrifugal Discharge)



ELEVATOR BUCKET NOMINAL PROJ. (INCHES)		MINIMUM AND OPTIMUM PULLEY SPEEDS											
		PULLEY DIAMETER (INCHES) / PULLEY CIRCUMFERENCE (FEET)											
		6"	8"	10"	12"	16"	18"	20"	24"	30"	36"	42"	48"
		1.57'	2.07'	2.62'	3.14'	4.19'	4.71'	5.24'	6.28'	7.85'	9.42'	11.00'	12.57'
3"	Minimum:	80	73	67	62	-	-	-	-	-	-	-	-
	Optimum:	85	77	71	66	-	-	-	-	-	-	-	-
	Maximum:	90	81	75	70	-	-	-	-	-	-	-	-
4"	Minimum:	-	-	65	60	54	-	-	-	-	-	-	-
	Optimum:	-	-	68	64	57	-	-	-	-	-	-	-
	Maximum:	-	-	72	67	60	-	-	-	-	-	-	-
5"	Minimum:	-	-	-	59	53	51	48	-	-	-	-	-
	Optimum:	-	-	-	62	55	53	51	-	-	-	-	-
	Maximum:	-	-	-	65	59	57	54	-	-	-	-	-
6"	Minimum:	-	-	-	-	52	49	47	44	-	-	-	-
	Optimum:	-	-	-	-	54	52	50	46	-	-	-	-
	Maximum:	-	-	-	-	57	55	53	49	-	-	-	-
7"	Minimum:	-	-	-	-	50	48	46	43	40	-	-	-
	Optimum:	-	-	-	-	53	51	49	46	42	-	-	-
	Maximum:	-	-	-	-	56	54	52	48	44	-	-	-
8"	Minimum:	-	-	-	-	-	-	46	43	39	36	34	-
	Optimum:	-	-	-	-	-	-	48	45	41	38	36	-
	Maximum:	-	-	-	-	-	-	51	48	44	41	38	-
10"	Minimum:	-	-	-	-	-	-	-	41	38	36	33	32
	Optimum:	-	-	-	-	-	-	-	45	40	37	35	33
	Maximum:	-	-	-	-	-	-	-	46	43	40	37	35

## MAXI-TUFF INDUSTRIAL MF ELEVATOR BUCKET SPEED CHART

This table is for general reference only and does not guarantee perfect discharge for all bucket elevators at all speeds shown within speed range. Recommended Minimum Spacing, Pulley Diameter and Speeds for Maxi-Tuff MF Elevator Buckets (Continuous Discharge)



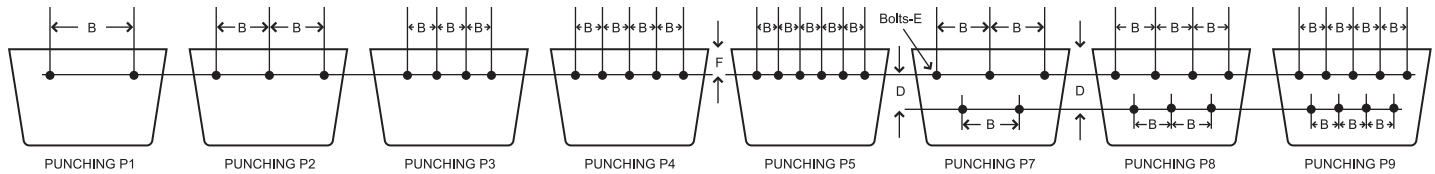
BUCKET PROJECTION	BUCKET SIZE	MINIMUM SPACING (INCHES)	MINIMUM DIAMETER (INCHES)	MAXIMUM FPM
5"	8 x 5 x 7	7-1/2	10	250
	10 x 5 x 7			
7"	12 x 7 x 11	11-1/4	24	250
	14 x 7 x 11			
	16 x 7 x 11			
8"	12 x 8 x 11	11-1/4	24	250
	14 x 8 x 11			
	16 x 8 x 11			
	18 x 8 x 11			

\*All Engineering and technical data provided by Maxi-Lift or Maxi-Lift employees is for general reference only and does not guarantee perfect discharge, or required throughput capacities (bushels per hour, tons per hour, etc) for all bucket elevators including all range of speeds shown within the speed range. We also do not guarantee any impact on material damage as material is moved through a bucket elevator.



# BUCKET PUNCHING: BELTS

For More Information, Call 1-800-527-0657



## PUNCHING: TYPES HF, HFO, MF AND LF

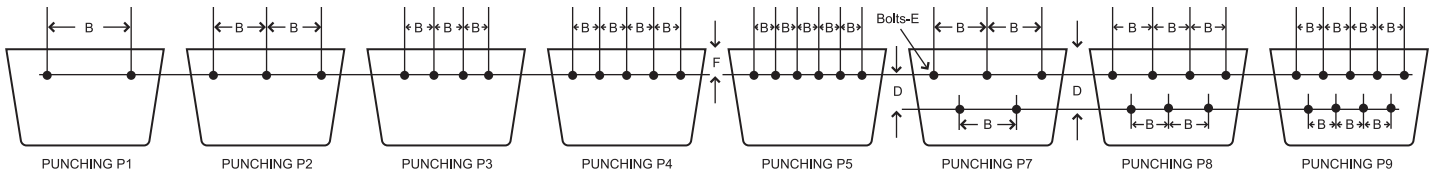
TYPES HF, HFO, MF AND LF CONTINUOUS ELEVATOR BUCKETS FOR BELTS								
BUCKET SIZE, INCHES			PUNCHING	BELT WIDTH INCHES	INCHES			
L - Length	P - Proj	D - Depth			B	D	E	F
8	5	7-3/4	P7	9-10	3	1	1/4	3-3/8
8	5	8-1/2	P7	9-10	3	1	1/4	3-3/4
9	6	9-1/4	P7	10	3	1	1/4	4-1/8
10	5	7-3/4	P7	11-12	3-1/2	1	5/16	3-3/8
10	5	8-1/2	P7	11-12	3-1/2	1	5/16	3-3/4
10	6	9-1/4	P7	11-12	3-1/2	1	5/16	4-1/8
10	6	10	P7	11-12	3-1/2	1	5/16	4-1/2
10	7	11-5/8	P7	11-12	3-1/2	1	5/16	5-5/16
10	7	12-1/2	P7	11-12	3-1/2	1	5/16	5-3/4
10	8	11-5/8	P7	11-12	3-1/2	1	5/16	5-5/16
11	6	9-1/4	P7	12	4	1	5/16	4-1/8
12	5	7-3/4	P7	13-14	4-1/2	1	5/16	3-3/8
12	6	9-1/4	P7	13-14	4-1/2	1	5/16	4-1/8
12	6	10	P7	13-14	4-1/2	1	5/16	4-1/2
12	7	11-5/8	P7	13-14	4-1/2	1	5/16	5-5/16
12	7	11-3/4	P7	13-14	4-1/2	1	5/16	5-3/8
12	7	12-1/2	P7	13-14	4-1/2	1	5/16	5-3/4
12	8	11-5/8	P7	13-14	4-1/2	1	5/16	5-5/16
12	8	12-1/2	P7	13-14	4-1/2	1	5/16	5-3/4
14	7	11-5/8	P8	15-16	4	1	5/16	5-5/16
14	7	12-1/2	P8	15-16	4	1	5/16	5-3/4
14	8	11-5/8	P8	15-16	4	1	5/16	5-5/16
14	8	11-3/4	P8	15-16	4	1	5/16	5-3/8
14	8	12-1/2	P8	15-16	4	1	5/16	5-3/4
16	7	11-3/4	P8	18	4-1/2	1	5/16	5-3/8
16	8	11-5/8	P8	18	4-1/2	1	5/16	5-5/16
16	8	12-1/2	P8	18	4-1/2	1	5/16	5-3/4
16	12	17-5/8	P8	18	4-1/2	1	5/16	8-5/16
16	12	18-5/8	P8	18	4-1/2	1	5/16	8-13/16
18	8	11-5/8	P8	20	5	1	5/16	5-5/16
18	10	15	P8	20	5	1	5/16	7
20	8	11-5/8	P9	22	4	1	5/16	5-5/16
20	12	17-5/8	P9	22	4	1	5/16	8-5/16
20	12	18-5/8	P9	22	4	1	5/16	8-13/16
24	10	11-5/8	P9	26	5	1	5/16	5-5/16
24	12	17-5/8	P9	26	5	1	5/16	8-5/16
24	12	18-5/8	P9	26	5	1	5/16	8-13/16

All plastic Maxi-Tuff MF Buckets that have a depth of 11-1/2", 11-5/8" or 11-3/4" will be punched with a 5-5/16" down dimension (F).

\*All Engineering and technical data provided by Maxi-Lift or Maxi-Lift employees is for general reference only and does not guarantee perfect discharge, or required throughput capacities (bushels per hour, tons per hour, etc) for all bucket elevators including all range of speeds shown within the speed range. We also do not guarantee any impact on material damage as material is moved through a bucket elevator.

# BUCKET PUNCHING: BELTS

For More Information, Visit [WWW.MAXILIFT.COM](http://WWW.MAXILIFT.COM)



## PUNCHING: TYPES AA, TIGER-TUFF AND TIGER-CC INDUSTRIAL

TYPES AA, TIGER-TUFF & TIGER-CC INDUSTRIAL CENTRIFUGAL DISCHARGE ELEVATOR BUCKETS FOR BELTS						
NOMINAL BUCKET LENGTH INCHES	PUNCHING	BELT WIDTH INCHES	B	D	E	F
3	P1	4	1-3/8	—	1/4	1
4	P1	5	2-5/16	—	1/4	1
5	P1	6	3-3/16	—	1/4	1
6	P1	7-8	4-3/8	—	1/4	1
7	P2	8	2-1/2	—	1/4	1
8	P7	9-10	3	1	1/4	1
9	P7	10	3	1	1/4	1
10	P7	11-12	3-1/2	1	5/16	1
11	P7	12	4	1	5/16	1
12	P7	13-14	4-1/2	1	5/16	1
13	P8	14	3-1/2	1	5/16	1
14	P8	15-16	4	1	5/16	1
15	P8	16	4	1	5/16	1
16	P8	18	4-1/2	1	5/16	1
17	P8	19	4-1/2	1	5/16	1
18	P8	20	5	1	5/16	1
19	P9	21	4	1	5/16	1
20	P9	22	4	1	5/16	1
21	P9	23	4-1/2	1	5/16	1
22	P9	24	4-1/2	1	5/16	1
23	P9	25	5	1	5/16	1
24	P9	26	5	1	5/16	1
28	P9	31	5-1/8	1	3/8	1

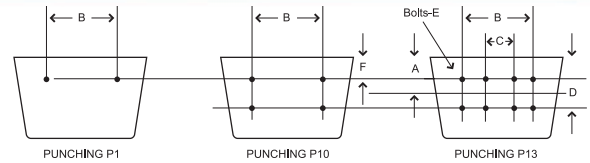
Other Belt Punches Available. **Verify Bucket Punching Before Ordering.**

\*All Engineering and technical data provided by Maxi-Lift or Maxi-Lift employees is for general reference only and does not guarantee perfect discharge, or required throughput capacities (bushels per hour, tons per hour, etc) for all bucket elevators including all range of speeds shown within the speed range. We also do not guarantee any impact on material damage as material is moved through a bucket elevator.

# BUCKET PUNCHING: CHAINS

Call 1-800-527-0657, Visit [MAXILIFT.COM](http://MAXILIFT.COM) for More Info

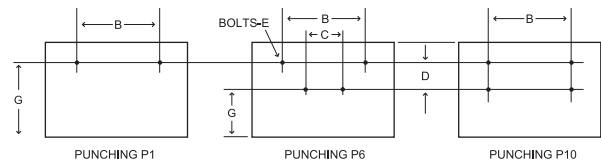
## PUNCHING: CENTRIFUGAL DISCHARGE ELEVATOR BUCKETS ON "K" ATTACHMENTS



CENTRIFUGAL DISCHARGE ELEVATOR BUCKETS ON "K" ATTACHMENTS													
CHAIN ATTACHMENT NUMBER	NOMINAL BUCKET SIZE, INCHES						PUNCHING	INCHES					
	TYPES AA, AA-RB		TYPE AC		TYPE SC			A	B	C	D	E	F
	Min.	Max.	Min.	Max.	Min.	Max.							
77-K1	6 x 4	10 x 6	-	-	8 x 6	10 x 8	P1	-	3	-	-	1/4	1
77-K2	6 x 4	10 x 6	-	-	8 x 6	10 x 8	P10	-	3	-	13/16	1/4	1
C 77-K1	6 x 4	10 x 6	-	-	8 x 6	10 x 8	P1	-	3	-	-	3/8	1
78-K1	6 x 4	10 x 6	-	-	8 x 6	10 x 8	P1	-	3-3/8	-	-	1/4	1
H 78-K1	6 x 4	12 x 6	-	-	8 x 6	12 x 8	P1	-	4	-	-	3/8	1
H 78-K2	6 x 4	12 x 6	-	-	8 x 6	12 x 8	P10	-	4	-	1-1/8	3/8	1
C 102B-K2	8 x 5	16 x 7	-	-	8 x 6	16 x 8	P10	-	5-5/16	-	1-3/4	3/8	1
SS 102B-K2	7 x 4-1/2	16 x 7	-	-	8 x 6	16 x 8	P10	-	5-5/16	-	1-3/4	3/8	1
C 102-1/2-K2	8 x 5	16 x 7	-	-	8 x 6	16 x 8	P10	-	5-5/16	-	1-3/4	1/2	1
SS 102-1/2-K2	8 x 5	16 x 7	-	-	8 x 6	16 x 8	P10	-	5-5/16	-	1-3/4	1/2	1
C 110-K2	8 x 5	16 x 7	-	-	8 x 6	16 x 8	P10	-	5-5/16	-	1-3/4	3/8	1
SS 110-K2	8 x 5	16 x 7	-	-	8 x 6	16 x 8	P10	-	5-5/16	-	1-3/4	3/8	1
C111-K2	9 x 6	18 x 8	-	-	10 x 8	16 x 8	P10	-	6-1/4	-	2-5/16	1/2	1
SS 111-K2	10 x 6	18 x 8	-	-	10 x 8	16 x 8	P10	-	6-1/4	-	2-5/16	1/2	1
C 132-K2	12 x 6	20 x 8	-	-	12 x 8	16 x 8	P10	-	7-1/2	-	2-3/4	1/2	1
188-K1	6 x 4	12 x 6	-	-	8 x 6	12 x 6	P1	-	3-3/4	-	-	3/8	1
C 188-K2	6 x 4	14 x 7	-	-	8 x 6	14 x 8	P10	-	4-3/16	-	1-1/4	5/16	1
SS 188-K1	6 x 4	12 x 6	-	-	8 x 6	12 x 8	P1	-	3-3/4	-	-	3/8	1
SS 188-K2	8 x 5	14 x 7	-	-	8 x 6	14 x 8	P10	-	4-3/16	-	1-1/4	5/16	1
SS 856-K2	10 X 6	18 x 10	-	-	10 X 8	16 x 8	P10	-	6-5/16	-	2-1/4	1/2	1
SS 856-K24	-	-	18 x 10	24 x 10	-	-	P10	-	7-1/4	-	2-1/2	5/8	1
SS 2857-K44	-	-	18 x 10	24 x 10	-	-	P13	-	12	-	3-1/2	1/2	1

\* Some chain punches may incur additional punching charges. Contact Maxi-Lift for details.

## PUNCHING: CONTINUOUS ELEVATOR BUCKETS ON "K" ATTACHMENTS



CONTINUOUS ELEVATOR BUCKETS ON "K" ATTACHMENTS														
CHAIN ATTACHMENT NUMBER	NOMINAL BUCKET SIZE, INCHES								PUNCHING	INCHES				
	TYPE HF		TYPE HFO		TYPE MF		TYPE LF			B	C	D	E	G
	Min.	Max.	Min.	Max.	Min.	Max.	Min.	Max.						
C 102B-K2	8 x 5	10 x 5	8 x 5	10 x 5	8 x 5	10 x 5	-	-	P10	5-5/16	-	1-3/4	3/8	1-7/8
SS 102B-K2	8 x 5	10 x 5	8 x 5	10 x 5	8 x 5	10 x 5	-	-	P10	5-5/16	-	1-3/4	3/8	1-7/8
C 102B-1/2-K2	8 x 5	10 x 5	8 x 5	10 x 5	8 x 5	10 x 5	-	-	P10	5-5/16	-	1-3/4	1/2	1-7/8
SS 102B-1/2-K2	8 x 5	10 x 5	8 x 5	10 x 5	8 x 5	10 x 5	-	-	P10	5-5/16	-	1-3/4	1/2	1-7/8
C 110-K2	10 x 7	16 x 8	10 x 7	16 x 8	10 x 7	18 x 8	10 x 7	16 x 8	P10	5-5/16	-	1-3/4	3/8	3-3/8
SS 110-K2	10 x 7	16 x 8	10 x 7	16 x 8	10 x 7	18 x 8	10 x 7	16 x 8	P10	5-5/16	-	1-3/4	3/8	3-3/8
C 111-K2	10 x 6	12 x 6	10 x 6	12 x 6	10 x 6	12 x 6	10 x 6	12 x 6	P10	6-1/4	-	2-5/16	1/2	2-3/32
SS 111-K2	10 x 6	12 x 6	10 x 6	12 x 6	10 x 6	12 x 6	10 x 6	12 x 6	P10	6-1/4	-	2-5/16	1/2	2-3/32
C 132-K2	10 x 7	16 x 8	10 x 7	16 x 8	12 x 7	20 x 8	12 x 7	20 x 8	P10	7-1/2	-	2-3/4	1/2	2-7/8
SS 150PLUS-K2	10 x 7	16 x 8	10 x 7	16 x 8	12 x 7	20 x 8	12 x 7	20 x 8	P10	7-1/2	-	2-3/4	1/2	2-7/8
SS 856-K2	10 x 7	16 x 8	10 x 7	16 x 8	12 x 7	20 x 8	12 x 7	20 x 8	P10	6-5/16	-	2-1/4	3/8	3-1/8

Other Chain Punches Available. [Verify Bucket Punching Before Ordering.](#)

\*All Engineering and technical data provided by Maxi-Lift or Maxi-Lift employees is for general reference only and does not guarantee perfect discharge, or required throughput capacities (bushels per hour, tons per hour, etc) for all bucket elevators including all range of speeds shown within the speed range. We also do not guarantee any impact on material damage as material is moved through a bucket elevator.

# CONTACT MAXI-LIFT

Call 1-800-527-0657 or Visit [WWW.MAXILIFT.COM](http://WWW.MAXILIFT.COM)








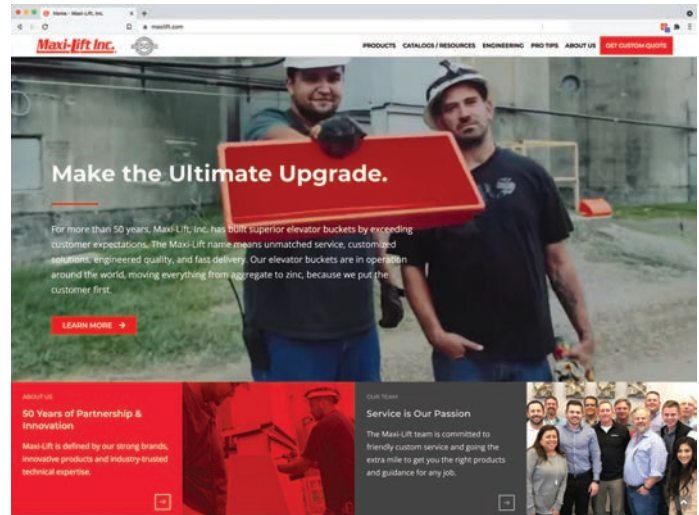
## CONTACT MAXI-LIFT, INC.

### ONLINE AT MAXILIFT.COM

For additional information on any of our products, please visit us on the web at [WWW.MAXILIFT.COM](http://WWW.MAXILIFT.COM). Our complete line of literature and catalogs are available for downloading. In addition, the site contains case studies, engineering and technical information to help answer any questions. Or contact us through one of the methods below:

### SOCIAL MEDIA

-  [linkedin.com/company/maxi-lift-inc](https://www.linkedin.com/company/maxi-lift-inc)
-  [youtube.com/user/maxiliftinc](https://www.youtube.com/user/maxiliftinc)
-  [facebook.com/maxiliftinc](https://www.facebook.com/maxiliftinc)
-  [twitter.com/maxiliftinc](https://twitter.com/maxiliftinc)
-  [instagram.com/maxiliftinc](https://www.instagram.com/maxiliftinc)



### TELEPHONE

**Phone:** (972) 735-8855  
**Fax:** (972) 735-8896  
**Toll Free:** (800) 527-0657  
*(in the USA, Canada & Mexico)*

### MAILING ADDRESS

MAXI-LIFT, INC.  
 Dallas, Texas 75370-0008  
 USA

### PHYSICAL ADDRESS:

MAXI-LIFT, INC.  
 16400 Midway Road  
 Addison, Texas 75001  
 USA

### LOOKING FOR A DISTRIBUTOR IN YOUR AREA?

For a distributor in your area, please contact a Maxi-Lift sales representative at (800) 527-0657. We will ask for your phone number and zip code and give you a list of distributors in your local area.

### DISCLAIMER

The information provided in this catalog may include inaccuracies or typographical errors. Changes are periodically made to the information contained in this catalog. Updated information / changes can be made at any time. Specific questions about the information contained in this catalog can be confirmed with Maxi-Lift at (800) 527-0657, (972)735-8855 or faxed to (972)735-8896.

\*All Engineering and technical data provided by Maxi-Lift or Maxi-Lift employees is for general reference only and does not guarantee perfect discharge, or required throughput capacities (bushels per hour, tons per hour, etc) for all bucket elevators including all range of speeds shown within the speed range. We also do not guarantee any impact on material damage as material is moved through a bucket elevator.


Tolerances: Thermal plastic molded products will vary slightly in size, capacity and weight. Consult Maxi-Lift for details.

Manufacturer recommends storing plastic buckets away from exposure to the sun, as its UV rays and other general weather conditions will diminish the life the product. Exposure to outside weather elements voids all warranties.


# MAXI-LIFT ELEVATOR BUNDLES!



BUCKETS



BELTING



SPLICES



& BOLTS

## COMPLETE ELEVATOR REBUILD

**DuraPlas**  
Parent Company of Maxi-Lift, Inc.



Rev. 08.24

800.527.0657 **Maxi-Lift Inc.** MAXILIFT.COM

16400 Midway Rd Dallas, TX USA 75001 • Dallas, Tx 75370-0008 • Ph: (972)735-8855 Fx: (972)735-8896 • info@maxilift.com