

THE MAXI-LIFT CC-MAX

MAX DESIGN. MAX PERFORMANCE.
MAX SATISFACTION.


CC MAX[®]
HEAVY DUTY ELEVATOR BUCKET



LONGER LIFE
INCREASED CAPACITY
THICKER LIP, CORNERS & WEAR SURFACES

Maxi-Lift Inc.[®]

800.527.0657 MAXILIFT.COM



CC-MAX® HEAVY DUTY

High Speed Centrifugal Discharge 210 - 900 FPM



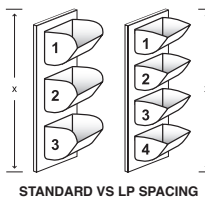
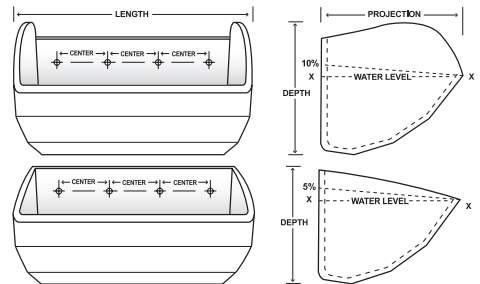
CC-MAX®: Heavy Duty

The **CC-MAX Heavy Duty** elevator bucket is a grade above older CC style buckets. It has the traditional shape, fill and discharge characteristics, with the thicker wear surfaces our buckets are famous for. The result is longer life and greater performance. **CC-MAX** buckets are direct replacements for CC and other standard bucket styles. Standard spacing is nominal projection +2". The most common applications include grain, fertilizer, pellets, corn, wheat, soybeans and other agricultural applications.

The **CC-MAX Low-Profile** bucket has a reduced height modification for closer vertical spacing on the belt. The low profile system allows more buckets per foot of elevator belt. When upgrading to **CC-MAX Heavy Duty Low Profile** buckets, horsepower requirements must be evaluated due to increased capacity

FEATURES & BENEFITS

- Thicker Lip - Up to 20%
- Thicker Corners - Up to 20%
- More Capacity - Up to 5%
- Clean Discharge
- High Impact / Abrasion Resistant
- Non-Corrosive Non-Sparking
- Longer Bucket Life
- Increase / Maintain Capacity Longer
- Decreases Elevator Down-Time
- Resists Hang-Ups



Available Materials:

Mounting Holes and Venting to Your Specifications

LOW PROFILE

BUCKET SIZE, INCHES*					PUNCHING, IN.				WEIGHT, LBS.			CAPACITY, CU. IN.		
BUCKET SIZES	Length	Proj.	Depth	Back Wall Thickness	Centers	# of Holes	Bolt Size	Top Down	HDPE	Nylon	Uret	Water Level	Water Level + 10%	Std Spacing
5 x 4	5-1/2	4-1/2	4-1/4	0.21	3-3/16	2	1/4	1-7/16	0.53	0.61	0.72	38.30	42.13	6
6 x 4	6-1/2	4-1/2	4-1/4	0.21	4-3/8	2	1/4	1-7/16	0.58	0.67	0.79	45.38	49.92	6
7 x 4	7-1/2	4-1/2	4-1/4	0.21	2-11/16	3	1/4	1-7/16	0.65	0.75	0.88	52.10	57.31	6
6 x 5	6-1/2	5-1/2	5	0.26	4-3/8	2	1/4	1-11/16	0.89	1.02	1.20	70.87	77.96	7
7 x 5	7-1/2	5-1/2	5	0.26	2-11/16	3	1/4	1-11/16	0.99	1.14	1.34	80.75	88.83	7
8 x 5	8-1/2	5-1/2	5	0.26	3-1/16	3	1/4	1-11/16	1.10	1.27	1.49	90.85	99.94	7
9 x 5	9-1/2	5-1/2	5	0.26	3-5/8	3	1/4	1-11/16	1.18	1.36	1.59	100.99	111.09	7
10 x 5	10-1/2	5-1/2	5	0.26	4-1/8	3	1/4	1-11/16	1.31	1.51	1.77	114.22	125.64	7
11 x 5	11-1/2	5-1/2	5	0.26	3	4	1/4	1-11/16	1.45	1.67	1.96	127.44	140.18	7
8 x 6	8-9/16	6-5/8	6	0.27	3-1/16	3	1/4	2	1.40	1.61	1.89	136.00	149.60	8
9 x 6	9-9/16	6-5/8	6	0.27	3-5/8	3	1/4	2	1.52	1.75	2.05	149.19	164.11	8
10 x 6	10-9/16	6-5/8	6	0.27	4-1/8	3	1/4	2	1.64	1.89	2.21	166.89	183.58	8
11 x 6	11-9/16	6-5/8	6	0.27	3	4	1/4	2	1.73	1.99	2.34	180.62	198.68	8
12 x 6	12-9/16	6-5/8	6	0.27	3-3/8	4	1/4	2	1.91	2.20	2.58	200.76	220.83	8
13 x 6	13-1/16	6-5/8	6	0.27	3-5/8	4	1/4	2	2.13	2.45	2.88	215.00	236.50	8
10 x 7	10-9/16	7-7/8	7	0.32	4-1/8	3	5/16	2-3/16	2.35	2.70	3.17	236.00	259.60	9
11 x 7	11-9/16	7-7/8	7	0.32	3	4	5/16	2-3/16	2.44	2.81	3.29	247.74	272.52	9
12 x 7	12-9/16	7-7/8	7	0.32	3-3/8	4	5/16	2-3/16	2.63	3.02	3.55	267.27	293.99	9
13 x 7	13-9/16	7-7/8	7	0.32	3-5/8	4	5/16	2-3/16	2.78	3.20	3.75	284.60	316.93	9
14 x 7	14-9/16	7-7/8	7	0.32	3	5	5/16	2-3/16	2.94	3.38	3.97	303.57	333.93	9
15 x 7	15-9/16	7-7/8	7	0.35	3-1/4	5	5/16	2-3/16	3.10	3.57	4.19	335.00	368.50	9
16 x 7	16-9/16	7-7/8	7	0.35	2-7/8	6	5/16	2-3/16	3.29	3.78	4.44	350.87	385.95	9
12 x 8	12-9/16	8-7/8	8-1/4	0.35	3-3/8	4	5/16	2	3.25	3.74	4.39	373.00	409.00	10
13 x 8	13-9/16	8-7/8	8-1/4	0.35	3-5/8	4	5/16	2	3.51	4.03	4.73	404.00	440.00	10
14 x 8	14-9/16	8-7/8	8-1/4	0.35	3	5	5/16	2	3.76	4.32	5.08	435.07	478.58	10
16 x 8	16-9/16	8-7/8	8-1/4	0.38	2-7/8	6	5/16	2	4.30	4.95	5.81	515.62	567.18	10
18 x 8	18-9/16	8-7/8	8-1/4	0.39	3-1/8	6	5/16	2	4.79	5.51	6.47	580.61	638.67	10
20 x 8	20-9/16	8-7/8	8-1/4	0.42	3-1/2	6	5/16	2	5.85	6.73	7.90	655.00	720.00	10

SIZE*	CAPACITY	
Depth	Water Level + 5%	Std Spacing
2-3/4	40.22	3
2-3/4	47.65	3
2-3/4	54.70	3
3-3/4	74.41	4
3-3/4	84.79	4
3-3/4	95.39	4
3-3/4	106.04	4
3-3/4	119.93	4
3-3/4	133.81	4
4-3/4	142.00	5
4-3/4	156.65	5
4-3/4	175.23	5
4-3/4	189.65	5
4-3/4	210.79	5
5-3/4	225.75	5
5-3/4	247.80	6
5-3/4	260.13	6
5-3/4	280.63	6
5-3/4	302.53	6
5-3/4	318.75	6
5-3/4	351.75	6
5-3/4	368.41	6
6-3/4	391.65	7
6-3/4	424.20	7
6-3/4	456.83	7
6-3/4	541.40	7
6-3/4	609.64	7
6-3/4	688.00	7

* Actual dimensions may vary slightly on all elevator buckets, depending on specified raw material.

■ - Indicates CC-MAX punch pattern differs from HD-MAX.