



**AK / BK
Bored-To-Size**



**AK / BK
MST® (*Martin* Split Taper) Bushed**



**2AK / 2BK
Bored-To-Size**

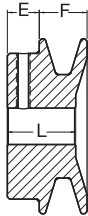


**2AK / 2BK
MST® (*Martin* Split Taper) Bushed**

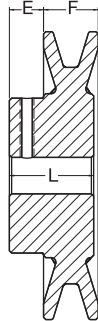
- Fractional Horsepower Sheaves for light duty applications.
- Single and double groove designs.
- Both Bored-To-Size and MST Bushed.
- Precision machined grooves.
- Statically balanced.

Call *Martin* for your made-to-order and large quantity requirements.

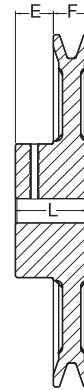
AK Single Groove FHP Sheaves Bored-To-Size



TYPE A
Solid



TYPE B
Web



TYPE C
Arm / Spoke

FHP Sheave — AK

Part Number	Diameter			Type	Stock Finished Bores Includes Keyway and Setscrew										F	E	L Thru Bore	Weight Lbs. (Approx.)				
	OD	Datum A(4L) Belts	Pitch 3L Belts		1/2	3/8	1/2	3/8	1/2	3/8	1/2	3/8	1/2	3/8					1/2	3/8	1/2	3/8
AK15	1.55	1.30	—	A	1/2	—	3/8											21/32	7/16	1 3/32	0.3	
AK17	1.75	1.50	1.16	A	1/2	—	3/8											21/32	7/16	15/16	0.3	
AK19	1.95	1.70	1.36	A	1/2	—	3/8	—	3/4	—	7/8							21/32	7/16	15/16	0.5	
AK20	2.00	1.80	1.46	A	1/2	—	3/8	—	3/4	—								21/32	7/16	15/16	0.5	
AK21	2.10	1.90	1.56	A	1/2	—	3/8	—	3/4	—								21/32	7/16	15/16	0.5	
AK22	2.20	2.00	1.66	A	1/2	—	3/8	—	3/4	—	7/8							21/32	7/16	15/16	0.6	
AK23	2.30	2.10	1.76	A	1/2	—	3/8	—	3/4	—								21/32	7/16	15/16	0.6	
AK24	2.40	2.20	1.86	A	1/2	—	3/8	—	3/4	—	7/8	—	—	1				21/32	7/16	15/16	0.6	
AK25	2.50	2.30	1.96	B	1/2	—	3/8	—	3/4	—	7/8	—	—					21/32	7/16	15/16	0.7	
AK26	2.60	2.40	2.06	B	1/2	—	3/8	—	3/4	—								21/32	7/16	15/16	0.7	
AK27	2.70	2.50	2.16	B	1/2	—	3/8	—	3/4	—								21/32	7/16	15/16	0.8	
AK28	2.80	2.60	2.26	B	1/2	—	3/8	—	3/4	—	7/8	—	—					21/32	7/16	15/16	0.8	
AK30	3.05	2.80	2.46	B	1/2	—	3/8	—	3/4	—	7/8	—	—	1				21/32	7/16	15/16	0.9	
AK32	3.25	3.00	2.66	B	1/2	—	3/8	—	3/4	—	7/8	—	—	1				21/32	7/16	15/16	1.0	
AK34	3.45	3.20	2.86	B	1/2	—	3/8	—	3/4	—	7/8	—	—	1				21/32	7/16	15/16	1.1	
AK35	3.55	3.30	2.96	B	1/2	—	3/8	—	3/4	—	7/8	—	—	1				21/32	7/16	15/16	1.2	
AK39	3.75	3.50	3.16	B	1/2	—	3/8	—	3/4	—	7/8	—	15/16	—	1			3/4	15/32	1 3/32	1.6	
AK41	3.95	3.70	3.36	B	1/2	—	3/8	—	3/4	—	7/8	—	15/16	—	1	—	1/8	3/4	15/32	1 3/32	1.6	
AK44	4.25	4.00	3.66	B	1/2	—	3/8	—	3/4	—	7/8	—	15/16	—	1	—	1/8	3/4	15/32	1 3/32	1.9	
AK46	4.45	4.20	3.86	B	1/2	—	3/8	—	3/4	—	7/8	—	15/16	—	1	—	1/8	3/4	15/32	1 3/32	2.0	
AK49	4.75	4.50	4.16	B	1/2	—	3/8	—	3/4	—	7/8	—	15/16	—	1	—	1/8	3/4	15/32	1 3/32	2.1	
AK51	4.95	4.70	4.36	B	1/2	—	3/8	—	3/4	—	7/8	—	—	1	—	1/8	3/4	15/32	1 3/32	2.2		
AK54	5.25	5.00	4.66	B	1/2	—	3/8	—	3/4	—	7/8	—	15/16	—	1	—	1/8	3/4	15/32	1 3/32	2.4	
AK56	5.45	5.20	4.86	B	1/2	—	3/8	—	3/4	—	7/8	—	15/16	—	1	—	1/8	3/4	15/32	1 3/32	2.5	
AK59	5.75	5.50	5.16	C	1/2	—	3/8	—	3/4	—	7/8	—	15/16	—	1	—	1/8	3/4	15/32	1 3/32	2.7	
AK61	5.95	5.70	5.36	C	1/2	—	3/8	—	3/4	—	7/8	—	15/16	—	1	—	1/8	3/4	15/32	1 3/32	2.8	
AK64	6.25	6.00	5.66	C	1/2	—	3/8	—	3/4	—	7/8	—	15/16	—	1	—	1/8	3/4	15/32	1 3/32	3.0	
AK66	6.45	6.20	5.86	C	—	3/8	—	3/4	—	—	—	—	—	—	1	—	1/8	3/4	15/32	1 3/32	3.0	
AK69	6.75	6.50	6.16	C	—	3/8	—	3/4	—	—	—	—	—	—	1	—	1/8	3/4	23/32	1 15/32	3.7	
AK71	6.95	6.70	6.36	C	1/2	—	3/8	—	3/4	—	—	—	—	—	1	—	1/8	3/4	23/32	1 15/32	4.3	
AK74	7.25	7.00	6.66	C	1/2	—	3/8	—	3/4	—	—	15/16	—	1	—	1/8	3/4	23/32	*	1 15/32	4.5	
AK79	7.75	7.50	7.16	C	—	3/8	—	3/4	—	—	—	—	—	—	1	—	1/8	3/4	23/32	*	1 15/32	4.7
AK81	7.95	7.70	7.36	C	—	3/8	—	3/4	—	—	—	—	—	—	1	—	1/8	3/4	23/32	*	1 15/32	4.7
AK84	8.25	8.00	7.66	C	1/2	—	3/8	—	3/4	—	—	15/16	—	1	—	1/8	3/4	23/32	*	1 15/32	5.0	
AK89	8.75	8.50	8.16	C	—	3/8	—	3/4	—	—	—	—	—	—	1	—	1/8	3/4	23/32	*	1 15/32	5.2
AK91	8.95	8.70	8.36	C	—	3/8	—	3/4	—	—	—	—	—	—	1	—	1/8	3/4	23/32	*	1 15/32	5.2
AK94	9.25	9.00	8.66	C	1/2	—	3/8	—	3/4	—	—	15/16	—	1	—	1/8	3/4	23/32	*	1 15/32	5.5	
AK99	9.75	9.50	9.16	C	—	3/8	—	3/4	—	—	—	—	—	—	1	—	1/8	3/4	23/32	*	1 15/32	5.7
AK104	10.25	10.00	9.66	C	—	3/8	—	3/4	—	—	—	—	—	—	1	—	1/8	3/4	23/32	*	1 15/32	5.9
AK109	10.75	10.50	10.16	C	—	3/8	—	3/4	—	—	—	—	—	—	1	—	1/8	3/4	23/32	*	1 15/32	6.1
AK114	11.25	11.00	10.66	C	—	3/8	—	3/4	—	—	—	—	—	—	1	—	1/8	3/4	23/32	*	1 15/32	6.7
AK124	12.25	12.00	11.66	C	—	3/8	—	3/4	—	—	—	—	—	—	1	—	1/8	3/4	23/32	*	1 15/32	7.3
AK134	13.25	13.00	12.66	C	—	3/8	—	3/4	—	—	—	—	—	—	1	—	1/8	3/4	23/32	*	1 15/32	8.2
AK144	14.25	14.00	13.66	C	—	3/8	—	3/4	—	—	—	—	—	—	1	—	1/8	3/4	23/32	*	1 15/32	8.7
AK154	15.25	15.00	14.66	C	—	3/8	—	3/4	—	—	—	—	—	—	1	—	1/8	3/4	23/32	*	1 15/32	9.7
AK184	18.25	18.00	17.66	C	—	3/8	—	3/4	—	—	—	—	—	—	1	—	1/8	3/4	23/32	*	1 15/32	11.8

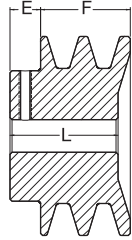
E = 25/32 FOR BORE SIZES <= 1
1/2" Bore - setscrew only - no keyway



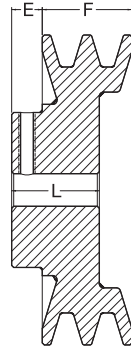
Two Groove FHP Sheaves Bored-To-Size **2AK**

Keyway Dimensions Inch Bore

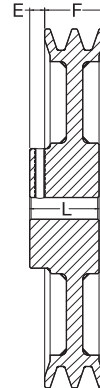
Diameter Of Shaft	Keyway Width × Depth
1/2	NONE
5/8 - 7/8	3/16 × 3/32
15/16 - 1-1/4	1/4 × 1/8
1-5/16 - 1-3/8	5/16 × 5/32
1-7/16 - 1-3/4	3/8 × 3/16



TYPE A
Solid



TYPE B
Web



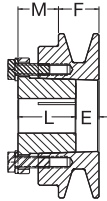
TYPE C
Arm / Spoke

FHP Sheave — 2AK

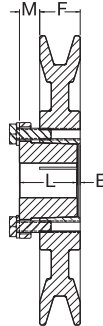
Part Number	Diameter			Type	Stock Finished Bores Includes Keyway and Setscrew	F	E	L Thru Bore	Weight Lbs. (Approx.)
	OD	Datum A(4L) Belts	Pitch 3L Belts						
2AK20	2.00	1.80	1.46	A	1/2 - 5/8 - 3/4	1 1/8	1 5/32	1 1/2	0.8
2AK21	2.15	1.90	1.56	A	1/2 - 5/8 - 3/4	1 1/8	1 5/32	1 1/2	0.9
2AK22	2.25	2.00	1.66	A	1/2 - 5/8 - 3/4 - 7/8 - - - 1	1 1/8	1 5/32	1 1/2	1.1
2AK23	2.35	2.10	1.76	A	- 5/8 - 3/4 - 7/8 - - - 1	1 1/8	1 5/32	1 1/2	1.2
2AK25	2.55	2.30	1.96	A	- 5/8 - 3/4 - 7/8 - - - 1	1 1/8	1 5/32	1 1/2	1.4
2AK26	2.65	2.40	2.06	A	- 5/8 - 3/4 - 7/8 - - -	1 1/8	1 5/32	1 1/2	1.5
2AK27	2.75	2.50	2.16	A	- 5/8 - 3/4 - 7/8 - - - 1	1 1/8	1 5/32	1 1/2	1.6
2AK28	2.85	2.60	2.26	A	- 5/8 - 3/4 - 7/8 - - - 1	1 1/8	1 5/32	1 1/2	1.7
2AK30	3.05	2.80	2.46	A	1/2 - 5/8 - 3/4 - 7/8 - - - 1 - 1 1/8	1 1/8	1 5/32	1 1/2	2.0
2AK32	3.25	3.00	2.66	A	5/8 - 3/4 - 7/8 - - - 1 - 1 1/8	1 1/8	1 5/32	1 1/2	2.2
2AK34	3.45	3.20	2.86	A	5/8 - 3/4 - 7/8 - - - 1 - 1 1/8	1 1/8	1 5/32	1 1/2	2.5
2AK39	3.75	3.50	3.16	B	5/8 - 3/4 - 7/8 - - - 1 - 1 1/8	1 1/8	1 5/32	1 1/2	2.6
2AK41	3.95	3.70	3.36	B	5/8 - 3/4 - 7/8 - - - 1 - 1 1/8	1 1/8	1 5/32	1 1/2	2.9
2AK44	4.25	4.00	3.66	B	5/8 - 3/4 - 7/8 - - - 1 - 1 1/8	1 1/8	1 5/32	1 1/2	3.3
2AK46	4.45	4.20	3.86	B	5/8 - - - 7/8 - - - 1 - 1 1/8	1 1/8	1 5/32	1 1/2	3.6
2AK49	4.75	4.50	4.16	B	- 3/4 - 7/8 - - - 1 - 1 1/8 - - - 1 1/8	1 1/8	1 5/32	1 1/2	3.8
2AK51	4.95	4.70	4.36	B	- 3/4 - 7/8 - - - 1 - 1 1/8 - - - 1 1/8	1 1/8	1 5/32	1 1/2	4.1
2AK54	5.25	5.00	4.66	B	5/8 - 3/4 - 7/8 - - - 1 - 1 1/8 - - - 1 1/8	1 1/8	1 5/32	1 1/2	4.3
2AK56	5.45	5.20	4.86	B	5/8 - 3/4 - - - - - 1 - 1 1/8 - - - 1 1/8	1 1/8	1 5/32	1 1/2	4.5
2AK59	5.75	5.50	5.16	B	- - - - - - - - - 1 - 1 1/8 - - - 1 1/8	1 1/8	1 5/32	1 1/2	4.9
2AK61	5.95	5.70	5.36	B	3/4 - 7/8 - - - 1 - 1 1/8 - - - 1 1/8	1 1/8	1 5/32	1 1/2	5.2
2AK64	6.25	6.00	5.66	C	3/4 - - - - - 1 - 1 1/8 - 1 1/16 - 1 1/8 - 1 1/16	1 1/8	1 5/32	1 1/2	5.6
2AK74	7.25	7.00	6.66	C	3/4 - - - - - 1 - 1 1/8 - 1 1/16 - 1 1/8 - 1 1/16	1 1/8	1 5/32	1 1/2	6.5
2AK84	8.25	8.00	7.66	C	3/4 - - - 15/16 - 1 - 1 1/8 - - - 1 1/8 - 1 1/16	1 1/8	1 5/32	1 1/2	7.2
2AK94	9.25	9.00	8.66	C	3/4 - 7/8 - - - 1 - 1 1/8 - 1 1/16 - 1 1/8 - 1 1/16	1 1/8	1 5/32	1 1/2	8.0
2AK104	10.25	10.00	9.66	C	3/4 - - - 15/16 - 1 - - - 1 1/16 - - - 1 1/16	1 1/8	1 5/32	1 1/2	9.0
2AK114	11.25	11.00	10.66	C	1 - - - - - 1 1/16 - 1 1/8 - 1 1/16	1 1/8	1 5/32	1 1/2	9.7
2AK124	12.25	12.00	11.66	C	1 - - - - - 1 1/16 - - - 1 1/16	1 1/8	1 5/32	1 1/2	10.5
2AK134	13.25	13.00	12.66	C	- - - - - 1 1/16 - - - 1 1/16	1 1/8	1 5/32	1 1/2	12.7
2AK144	14.25	14.00	13.66	C	1 - - - - - - - - - 1 1/16	1 1/8	1 5/32	1 1/2	13.1
2AK154	15.25	15.00	14.66	C	1 1/16 - - - 1 1/16	1 1/8	1 5/32	1 1/2	14.3
2AK184	18.25	18.00	17.66	C	1 1/16 - - - 1 1/16	1 1/8	1 5/32	1 1/2	17.1

1/2" Bore - setscrew only - no keyway

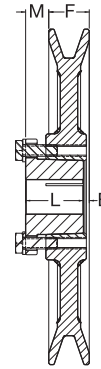
AK-H Single Groove FHP Sheaves MST® Bushed



TYPE A
Solid



TYPE B
Web



TYPE C
Arm / Spoke

FHP Sheave — AK-H

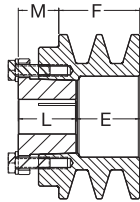
Part Number	Diameter			Type	Bush	Bush Max. Bore	F	E	L Thru Bore	M	Weight Less Bush
	OD	Datum A(4L) Belts	Pitch 3L Belts								
AK30-H	3.05	2.80	2.46	A	H	1-1/2	3/4	3/8	1-1/4	7/8	1.3
AK32-H	3.25	3.00	2.66	A	H	1-1/2	3/4	3/8	1-1/4	7/8	1.4
AK34-H	3.45	3.20	2.86	A	H	1-1/2	3/4	1/16	1-1/4	9/16	1.2
AK39-H	3.75	3.50	3.16	A	H	1-1/2	3/4	1/16	1-1/4	9/16	1.4
AK41-H	3.95	3.70	3.36	A	H	1-1/2	3/4	1/16	1-1/4	9/16	1.6
AK44-H	4.25	4.00	3.66	A	H	1-1/2	3/4	1/16	1-1/4	9/16	2.0
AK46-H	4.45	4.20	3.86	A	H	1-1/2	3/4	1/16	1-1/4	9/16	2.2
AK49-H	4.75	4.50	4.16	B	H	1-1/2	3/4	1/16	1-1/4	9/16	2.1
AK51-H	4.95	4.70	4.36	B	H	1-1/2	3/4	1/16	1-1/4	9/16	2.3
AK54-H	5.25	5.00	4.66	B	H	1-1/2	3/4	1/16	1-1/4	9/16	2.3
AK56-H	5.45	5.20	4.86	B	H	1-1/2	3/4	1/16	1-1/4	9/16	2.4
AK59-H	5.75	5.50	5.16	B	H	1-1/2	3/4	1/16	1-1/4	9/16	2.5
AK61-H	5.95	5.70	5.36	C	H	1-1/2	3/4	1/16	1-1/4	9/16	2.6
AK64-H	6.25	6.00	5.66	C	H	1-1/2	3/4	1/16	1-1/4	9/16	2.8
AK66-H	6.45	6.20	5.86	C	H	1-1/2	3/4	1/16	1-1/4	9/16	2.8
AK69-H	6.75	6.50	6.16	C	H	1-1/2	3/4	1/16	1-1/4	9/16	3.0
AK71-H	6.95	6.70	6.36	C	H	1-1/2	3/4	1/16	1-1/4	9/16	3.0
AK74-H	7.25	7.00	6.66	C	H	1-1/2	3/4	1/16	1-1/4	9/16	3.3
AK79-H	7.75	7.50	7.16	C	H	1-1/2	3/4	1/16	1-1/4	9/16	3.5
AK84-H	8.25	8.00	7.66	C	H	1-1/2	3/4	1/16	1-1/4	9/16	3.8
AK89-H	8.75	8.50	8.16	C	H	1-1/2	3/4	1/16	1-1/4	9/16	4.0
AK94-H	9.25	9.00	8.66	C	H	1-1/2	3/4	1/16	1-1/4	9/16	4.4
AK99-H	9.75	9.50	9.16	C	H	1-1/2	3/4	1/16	1-1/4	9/16	4.7
AK104-H	10.25	10.00	9.66	C	H	1-1/2	3/4	1/16	1-1/4	9/16	5.0
AK109-H	10.75	10.50	10.16	C	H	1-1/2	3/4	1/16	1-1/4	9/16	5.2
AK114-H	11.25	11.00	10.66	C	H	1-1/2	3/4	1/16	1-1/4	9/16	5.5
AK124-H	12.25	12.00	11.66	C	H	1-1/2	3/4	1/16	1-1/4	9/16	6.0
AK134-H	13.25	13.00	12.66	C	H	1-1/2	3/4	1/16	1-1/4	9/16	7.3
AK144-H	14.25	14.00	13.66	C	H	1-1/2	3/4	1/16	1-1/4	9/16	7.9
AK154-H	15.25	15.00	14.66	C	H	1-1/2	3/4	1/16	1-1/4	9/16	8.9
AK184-H	18.25	18.00	17.66	C	H	1-1/2	3/4	1/16	1-1/4	9/16	11.4

Dimensions in inches, weight in pounds. Weights do not include bushings. See page D-58 for additional bushing information.

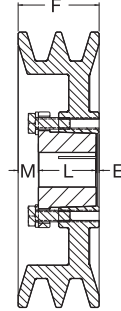


Two Groove FHP Sheaves MST® Bushed

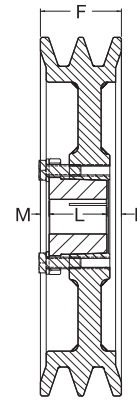
2AK-H



TYPE A
Solid



TYPE B
Web



TYPE C
Arm / Spoke

FHP Sheave —2AK-H

Part Number	Diameter			Type	Bush	Bush Max. Bore	F	E	L Thru Bore	M	Weight Less Bush
	OD	Datum A(4L) Belts	Pitch 3L Belts								
2AK30-H	3.05	2.80	2.46	A	H	1-1/2	1-3/8	1	1-1/4	7/8	1.7
2AK32-H	3.25	3.00	2.66	A	H	1-1/2	1-3/8	1	1-1/4	7/8	1.9
2AK34-H	3.45	3.20	2.86	A	H	1-1/2	1-3/8	9/16	1-1/4	7/16	1.7
2AK39-H	3.75	3.50	3.16	A	H	1-1/2	1-3/8	9/16	1-1/4	7/16	2.0
2AK41-H	3.95	3.70	3.36	B	H	1-1/2	1-3/8	1/16	1-1/4	1/16	2.2
2AK44-H	4.25	4.00	3.66	B	H	1-1/2	1-3/8	1/16	1-1/4	1/16	2.7
2AK46-H	4.45	4.20	3.86	B	H	1-1/2	1-3/8	1/16	1-1/4	1/16	3.0
2AK49-H	4.75	4.50	4.16	B	H	1-1/2	1-3/8	1/16	1-1/4	1/16	3.1
2AK51-H	4.95	4.70	4.36	B	H	1-1/2	1-3/8	1/16	1-1/4	1/16	3.5
2AK54-H	5.25	5.00	4.66	B	H	1-1/2	1-3/8	1/16	1-1/4	1/16	3.4
2AK56-H	5.45	5.20	4.86	B	H	1-1/2	1-3/8	1/16	1-1/4	1/16	3.6
2AK59-H	5.75	5.50	5.16	C	H	1-1/2	1-3/8	1/16	1-1/4	1/16	3.4
2AK61-H	5.95	5.70	5.36	C	H	1-1/2	1-3/8	1/16	1-1/4	1/16	3.7
2AK64-H	6.25	6.00	5.66	C	H	1-1/2	1-3/8	1/16	1-1/4	1/16	3.9
2AK74-H	7.25	7.00	6.66	C	H	1-1/2	1-3/8	1/16	1-1/4	1/16	5.0
2AK84-H	8.25	8.00	7.66	C	H	1-1/2	1-3/8	1/16	1-1/4	1/16	5.6
2AK94-H	9.25	9.00	8.66	C	H	1-1/2	1-3/8	1/16	1-1/4	1/16	6.3
2AK104-H	10.25	10.00	9.66	C	H	1-1/2	1-3/8	1/16	1-1/4	1/16	7.6
2AK114-H	11.25	11.00	10.66	C	H	1-1/2	1-3/8	1/16	1-1/4	1/16	8.4
2AK124-H	12.25	12.00	11.66	C	H	1-1/2	1-3/8	1/16	1-1/4	1/16	9.2
2AK134-H	13.25	13.00	12.66	C	H	1-1/2	1-3/8	1/16	1-1/4	1/16	11.5
2AK144-H	14.25	14.00	13.66	C	H	1-1/2	1-3/8	1/16	1-1/4	1/16	11.8
2AK154-H	15.25	15.00	14.66	C	H	1-1/2	1-3/8	1/16	1-1/4	1/16	13.3
2AK184-H	18.25	18.00	17.66	C	H	1-1/2	1-3/8	1/16	1-1/4	1/16	16.9

Dimensions in inches, weight in pounds. Weights do not include bushings. See page D-58 for additional bushing information.

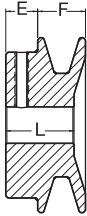
MST "H" Bushings – Inch Bore

Diameter Of Shaft	Keyway Width x Depth	Diameter Of Shaft	Keyway Width x Depth
3/8	NONE	1	1/4 x 1/8
7/16	NONE	1-1/16	1/4 x 1/8
1/2	1/8 x 1/16	1-1/8	1/4 x 1/8
9/16	1/8 x 1/16	1-3/16	1/4 x 1/8
19/32	1/8 x 1/16	1-1/4	1/4 x 1/8
5/8	3/16 x 3/32	1-5/16	5/16 x 1/16
21/32	3/16 x 3/32	1-3/8	5/16 x 1/16
11/16	3/16 x 3/32	1-3/8	3/8 x 1/16
3/4	3/16 x 3/32	1-7/16	3/8 x 1/16
25/32	3/16 x 3/32	1-1/2	3/8 x 1/32
13/16	3/16 x 3/32		
7/8	3/16 x 3/32		
15/16	1/4 x 1/8		
31/32	1/4 x 1/8		

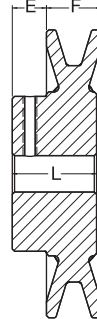
MST "H" Bushings – Millimeter Bore

Diameter Of Shaft	Keyway Width x Depth	Diameter Of Shaft	Keyway Width x Depth
10	NONE	22	6 x 2.8
11	NONE	24	8 x 3.3
12	NONE	25	8 x 3.3
14	5 x 2.3	28	8 x 3.3
16	5 x 2.3	30	8 x 3.3
18	6 x 2.8	32	10 x 1.3
19	6 x 2.8	35	10 x 0.3
20	6 x 2.8	36	10 x 1.3
		38	10 x 0.3

BK Single Groove FHP Sheaves Bored-To-Size



TYPE A
Solid



TYPE B
Web



TYPE C
Arm / Spoke

FHP Sheave — BK

Part Number	Diameter			Type	Stock Finished Bores Includes Keyway and Setscrew	F	E	L Thru Bore	Weight Lbs. (Approx.)
	OD	Datum A(4L) Belts	Datum B(5L) Belts						
BK23	2.30	-	2.10	A	1/2 - 5/8 - - - - 1	13/16	13/32	1 1/16	0.4
BK24	2.40	1.80	2.20	A	1/2 - 5/8 - 3/4 - 7/8 - -	13/16	13/32	1 1/16	0.4
BK25	2.50	1.90	2.30	A	1/2 - 5/8 - 3/4 - 7/8 - -	13/16	13/32	1 1/16	0.5
BK26	2.60	2.00	2.40	A	1/2 - 5/8 - 3/4 - 7/8 - -	13/16	13/32	1 1/16	0.6
BK27	2.70	2.10	2.50	B	1/2 - 5/8 - 3/4 - 7/8 - - 1 1/8	13/16	13/32	1 1/16	0.6
BK28	2.95	2.20	2.60	B	1/2 - 5/8 - 3/4 - 7/8 - - 1 - 1 1/8	13/16	13/32	1 1/16	0.8
BK30	3.15	2.40	2.80	B	1/2 - 5/8 - 3/4 - 7/8 - - 1 - 1 1/8	13/16	13/32	1 1/16	0.8
BK32	3.35	2.60	3.00	B	1/2 - 5/8 - 3/4 - 7/8 - - 1 -	13/16	13/32	1 1/16	0.8
BK34	3.55	2.80	3.20	B	1/2 - 5/8 - 3/4 - 7/8 - - 1 - 1 1/8	7/8	13/32	1 5/32	1.3
BK36	3.75	3.00	3.40	B	1/2 - 5/8 - 3/4 - 7/8 - - 1 - 1 1/8	7/8	13/32	1 5/32	1.5
BK40	3.95	3.20	3.60	B	1/2 - 5/8 - 3/4 - 7/8 - - 1 - 1 1/8	7/8	13/32	1 5/32	1.5
BK45	4.25	3.50	3.90	B	1/2 - 5/8 - 3/4 - 7/8 - - 1 - 1 1/8	7/8	13/32	1 5/32	1.8
BK46	4.35	3.60	4.00	B	- - - 7/8 - - -	7/8	13/32	1 5/32	1.8
BK47	4.45	3.70	4.10	B	1/2 - 5/8 - 3/4 - 7/8 - - 1 - 1 1/8	7/8	13/32	1 5/32	1.8
BK48	4.55	3.80	4.20	B	1/2 - 5/8 - 3/4 - 7/8 - - - 1 1/8	7/8	13/32	1 5/32	2.0
BK50	4.75	4.00	4.40	B	1/2 - 5/8 - 3/4 - 7/8 - 15/16 - 1 - 1 1/8	7/8	13/32	1 5/32	2.0
BK52	4.95	4.20	4.60	B	1/2 - 5/8 - 3/4 - 7/8 - - 1 - 1 1/8	7/8	13/32	1 5/32	2.0
BK55	5.25	4.50	4.90	B	1/2 - 5/8 - 3/4 - 7/8 - - 1 - 1 1/8 - 1 3/16	7/8	13/32	1 5/32	2.2
BK57	5.45	4.70	5.10	B	- 5/8 - 3/4 - 7/8 - 15/16 - 1 - 1 1/8 -	7/8	13/32	1 5/32	2.3
BK60	5.75	5.00	5.40	B	1/2 - 5/8 - 3/4 - 7/8 - - 1 - 1 1/8 - 1 3/16	7/8	13/32	1 5/32	2.3
BK62	5.95	5.20	5.60	B	1/2 - 5/8 - 3/4 - 7/8 - 15/16 - 1 - 1 1/8 - 1 3/16	7/8	13/32	1 5/32	2.4
BK65	6.25	5.50	5.90	B	5/8 - 3/4 - 7/8 - - 1 - 1 1/8 -	7/8	13/32	1 5/32	2.7
BK67	6.45	5.70	6.10	C	5/8 - 3/4 - 7/8 - - 1 - 1 1/8 -	7/8	13/32	1 5/32	2.8
BK70	6.75	6.00	6.40	C	5/8 - 3/4 - 7/8 - 15/16 - 1 - 1 1/8 - 1 3/16 - - - 1 1/16	7/8	2 1/32 *	1 15/32	3.3
BK72	6.95	6.20	6.60	C	- 3/4 - - - - 1 - 1 1/8 - - - 1 3/8 - 1 1/16	7/8	2 1/32	1 15/32	3.9
BK75	7.25	6.50	6.90	C	- 3/4 - - - - 1 - 1 1/8 - - - - 1 1/16	7/8	2 1/32	1 15/32	3.9
BK77	7.45	6.70	7.10	C	- 3/4 - - - - 1 - 1 1/8 - - - - 1 3/8 - 1 1/16	7/8	2 1/32	1 15/32	4.1
BK80	7.75	7.00	7.40	C	5/8 - 3/4 - 7/8 - - 1 - 1 1/8 - 1 3/16 - 1 1/4 - 1 3/8 - 1 1/16	7/8	2 1/32	1 15/32	4.4
BK85	8.25	7.50	7.90	C	3/4 - - - - 1 - 1 1/8 - 1 3/16 - - - 1 3/8 - 1 1/16	7/8	2 1/32	1 15/32	5.0
BK90	8.75	8.00	8.40	C	3/4 - 7/8 - 15/16 - 1 - 1 1/8 - 1 3/16 - - - 1 3/8 - 1 1/16	7/8	2 1/32	1 15/32	5.0
BK95	9.25	8.50	8.90	C	3/4 - - - - 1 - 1 1/8 - - - - 1 3/8 - 1 1/16	7/8	2 1/32	1 15/32	5.4
BK100	9.75	9.00	9.40	C	3/4 - 7/8 - - 1 - 1 1/8 - 1 3/16 - 1 1/4 - 1 3/8 - 1 1/16	7/8	2 1/32	1 15/32	5.6
BK105	10.25	9.50	9.90	C	- - - - 1 - - - - - 1 3/8 - 1 1/16	7/8	2 1/32	1 15/32	5.8
BK110	10.75	10.00	10.40	C	3/4 - - - - 1 - 1 1/8 - 1 3/16 - - - 1 3/8 - 1 1/16	7/8	2 1/32	1 15/32	6.4
BK115	11.25	10.50	10.90	C	- - - - 1 - - - - - 1 3/8 - 1 1/16	7/8	2 1/32	1 15/32	6.9
BK120	11.75	11.00	11.40	C	3/4 - - - - 1 - - - 1 3/16 - - - 1 3/8 - 1 1/16	7/8	2 1/32	1 15/32	7.4
BK130	12.75	12.00	12.40	C	3/4 - 7/8 - - 1 - 1 1/8 - 1 3/16 - - - 1 1/16	7/8	2 1/32	1 15/32	8.4
BK140	13.75	13.00	13.40	C	3/4 - - - - 1 - - - 1 3/16 - - - 1 1/16	7/8	2 1/32	1 15/32	9.4
BK160	15.75	15.00	15.40	C	- 1 - 1 1/8 - 1 3/16 - 1 1/4 - 1 1/16	7/8	2 1/32	1 15/32	11.4
BK190	18.75	18.00	18.40	C	1 - - - 1 3/16 - 1 1/4 - 1 1/16	7/8	2 1/32	1 15/32	13.4

E = 13/32 FOR BORE SIZES <= 1
1/2" Bore - setscrew only - no keyway

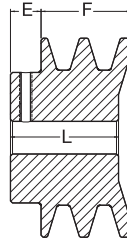


Two Groove FHP Sheaves **2BK**

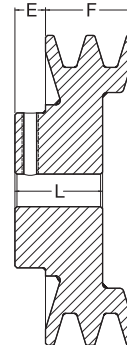
Bored-To-Size

Keyway Dimensions Inch Bore

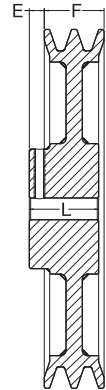
Diameter Of Shaft	Keyway Width x Depth
1/2	NONE
5/8 - 7/8	3/16 x 3/32
15/16 - 1-1/4	1/4 x 1/8
1-5/16 - 1-3/8	5/16 x 5/32
1-7/16 - 1-3/4	3/8 x 3/16



TYPE A
Solid



TYPE B
Web



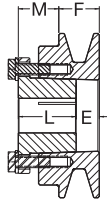
TYPE C
Arm / Spoke

FHP Sheave — 2BK

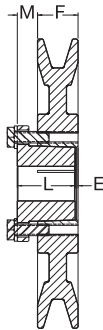
Part Number	Diameter			Type	Stock Finished Bores Includes Keyway and Setscrew	F	E	L Thru Bore	Weight Lbs. (Approx.)
	OD	Datum A(4L) Belts	Datum B(5L) Belts						
2BK25	2.50	1.90	2.30	A	1/2 - 5/8 - 3/4 - 7/8	1 3/4	1 5/32	1 31/32	1.3
2BK26	2.60	2.00	2.40	A	- 5/8 - - - 7/8 -	1 3/4	1 5/32	1 31/32	1.5
2BK27	2.70	2.10	2.50	A	1/2 - 5/8 - 3/4 - 7/8 - 1 -	1 3/4	1 5/32	1 31/32	1.6
2BK28	2.95	2.20	2.60	A	1/2 - 5/8 - 3/4 - 7/8 - 1 - 1/8	1 3/4	1 5/32	1 31/32	1.9
2BK30	3.15	2.40	2.80	A	1/2 - 5/8 - 3/4 - 7/8 - 1 - 1/8	1 3/4	1 5/32	1 31/32	2.3
2BK32	3.35	2.60	3.00	A	5/8 - - - 7/8 - 1 - 1/8	1 3/4	1 5/32	1 31/32	2.6
2BK34	3.55	2.80	3.20	A	5/8 - 3/4 - 7/8 - 1 - 1/8	1 3/4	1 5/32	1 31/32	2.8
2BK36	3.75	3.00	3.40	A	- 3/4 - 7/8 - 1 - 1/8 - - 1 3/8	1 3/4	1 5/32	1 31/32	3.3
2BK40	3.95	3.20	3.60	B	5/8 - 3/4 - 7/8 - 1 - 1/8 - -	1 3/4	1 5/32	1 15/32	3.3
2BK45	4.25	3.50	3.90	B	- - - - 1 - 1/8 - - 1 3/8	1 3/4	1 5/32	1 15/32	3.3
2BK47	4.45	3.70	4.10	B	- - 7/8 - 1 - 1/8 - -	1 3/4	1 5/32	1 15/32	3.7
2BK50	4.75	4.00	4.40	B	3/4 - - - 1 - 1/8 - - 1 3/8	1 3/4	1 5/32	1 15/32	4.1
2BK52	4.95	4.20	4.60	B	- - 7/8 - 1 - 1/8 - - 1 3/8	1 3/4	1 5/32	1 15/32	4.5
2BK55	5.25	4.50	4.90	B	- - - - 1 - 1/8 - - 1 3/8	1 3/4	1 5/32	1 15/32	4.5
2BK57	5.45	4.70	5.10	B	- - - - 1 - 1/8 - - 1 3/8	1 3/4	1 5/32	1 15/32	5.1
2BK60	5.75	5.00	5.40	B	3/4 - 7/8 - 1 - 1/8 - - 1 3/8	1 3/4	1 5/32	1 15/32	4.9
2BK62	5.95	5.20	5.60	B	- - - - 1 - 1/8 - - 1 3/8	1 3/4	1 5/32	1 15/32	4.8
2BK65	6.25	5.50	5.90	B	- - - - 1 - 1/8 - - 1 3/8	1 3/4	1 5/32	1 15/32	5.0
2BK67	6.45	5.70	6.10	C	- - - - 1 - 1/8 - - 1 3/8	1 3/4	1 5/32	1 15/32	5.0
2BK70	6.75	6.00	6.40	C	3/4 - - - 1 - 1/8 - 1 1/16 - 1 3/8 - 1 7/16	1 3/4	1 11/32	1 19/32	6.6
2BK80	7.75	7.00	7.40	C	3/4 - - - 1 - 1/8 - 1 1/16 - 1 3/8 - 1 7/16	1 3/4	1 11/32	1 19/32	7.2
2BK90	8.75	8.00	8.40	C	3/4 - - - 1 - 1/8 - 1 1/16 - 1 3/8 - 1 7/16	1 3/4	1 11/32	1 19/32	8.4
2BK100	9.75	9.00	9.40	C	3/4 - - - 1 - - - 1 1/16 - 1 3/8 - 1 7/16	1 3/4	1 11/32	1 19/32	9.4
2BK110	10.75	10.00	10.40	C	- - - - 1 - - - 1 1/16 - - 1 7/16	1 3/4	1 11/32	1 19/32	10.4
2BK120	11.75	11.00	11.40	C	- - - - 1 - - - 1 1/16 - - 1 7/16	1 3/4	1 11/32	1 19/32	11.8
2BK130	12.75	12.00	12.40	C	- - - - 1 - - - 1 1/16 - - 1 7/16	1 3/4	1 11/32	1 19/32	14.9
2BK140	13.75	13.00	13.40	C	- - - - 1 - - - 1 1/16 - - 1 7/16	1 3/4	1 11/32	1 19/32	16.3
2BK160	15.75	15.00	15.40	C	- - - - 1 - - - 1 1/16 - - 1 7/16	1 3/4	1 11/32	1 19/32	18.0
2BK190	18.75	18.00	18.40	C	- - - - 1 - - - 1 1/16 - - 1 7/16	1 3/4	1 11/32	1 19/32	23.3

1/2" Bore - setscrew only - no keyway

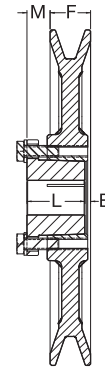
BK-H Single Groove FHP Sheaves MST® Bushed



TYPE A
Solid



TYPE B
Web



TYPE C
Arm / Spoke

FHP Sheave — BK-H

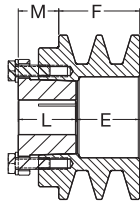
Part Number	Diameter			Type	Bush	Bush Max. Bore	F	E	L Thru Bore	M	Weight Less Bush
	OD	Datum A(4L) Belts	Datum B(5L) Belts								
BK30-H	3.15	2.40	2.80	A	H	1-1/2	7/8	1/2	1-1/4	7/8	1.3
BK32-H	3.35	2.60	3.00	A	H	1-1/2	7/8	1/2	1-1/4	7/8	1.5
BK34-H	3.55	2.80	3.20	A	H	1-1/2	7/8	1/2	1-1/4	7/8	1.7
BK36-H	3.75	3.00	3.40	B	H	1-1/2	7/8	1/16	1-1/4	7/16	1.3
BK40-H	3.95	3.20	3.60	B	H	1-1/2	7/8	1/16	1-1/4	7/16	1.5
BK45-H	4.25	3.50	3.90	B	H	1-1/2	7/8	1/16	1-1/4	7/16	1.9
BK47-H	4.45	3.70	4.10	B	H	1-1/2	7/8	1/16	1-1/4	7/16	2.2
BK50-H	4.75	4.00	4.40	B	H	1-1/2	7/8	1/16	1-1/4	7/16	2.2
BK52-H	4.95	4.20	4.60	B	H	1-1/2	7/8	1/16	1-1/4	7/16	2.5
BK55-H	5.25	4.50	4.90	B	H	1-1/2	7/8	1/16	1-1/4	7/16	3.0
BK57-H	5.45	4.70	5.10	B	H	1-1/2	7/8	1/16	1-1/4	7/16	3.2
BK60-H	5.75	5.00	5.40	B	H	1-1/2	7/8	1/16	1-1/4	7/16	3.2
BK62-H	5.95	5.20	5.60	B	H	1-1/2	7/8	1/16	1-1/4	7/16	3.6
BK65-H	6.25	5.50	5.90	B	H	1-1/2	7/8	1/16	1-1/4	7/16	4.0
BK67-H	6.45	5.70	6.10	B	H	1-1/2	7/8	1/16	1-1/4	7/16	4.2
BK70-H	6.75	6.00	6.40	C	H	1-1/2	7/8	1/8	1-1/4	1/2	3.3
BK72-H	6.95	6.20	6.60	C	H	1-1/2	7/8	1/8	1-1/4	1/2	3.6
BK75-H	7.25	6.50	6.90	C	H	1-1/2	7/8	1/8	1-1/4	1/2	3.4
BK77-H	7.45	6.70	7.10	C	H	1-1/2	7/8	1/8	1-1/4	1/2	3.7
BK80-H	7.75	7.00	7.40	C	H	1-1/2	7/8	1/8	1-1/4	1/2	4.0
BK85-H	8.25	7.50	7.90	C	H	1-1/2	7/8	1/8	1-1/4	1/2	4.1
BK90-H	8.75	8.00	8.40	C	H	1-1/2	7/8	1/8	1-1/4	1/2	4.5
BK95-H	9.25	8.50	8.90	C	H	1-1/2	7/8	1/8	1-1/4	1/2	4.8
BK100-H	9.75	9.00	9.40	C	H	1-1/2	7/8	1/8	1-1/4	1/2	5.1
BK105-H	10.25	9.50	9.90	C	H	1-1/2	7/8	1/8	1-1/4	1/2	5.4
BK110-H	10.75	10.00	10.40	C	H	1-1/2	7/8	1/8	1-1/4	1/2	6.0
BK115-H	11.25	10.50	10.90	C	H	1-1/2	7/8	1/8	1-1/4	1/2	6.3
BK120-H	11.75	11.00	11.40	C	H	1-1/2	7/8	1/8	1-1/4	1/2	6.6
BK130-H	12.75	12.00	12.40	C	H	1-1/2	7/8	1/8	1-1/4	1/2	7.2
BK140-H	13.75	13.00	13.40	C	H	1-1/2	7/8	1/8	1-1/4	1/2	8.6
BK150-H	14.75	14.00	14.40	C	H	1-1/2	7/8	1/8	1-1/4	1/2	9.4
BK160-H	15.75	15.00	15.40	C	H	1-1/2	7/8	1/8	1-1/4	1/2	10.1
BK190-H	18.75	18.00	18.40	C	H	1-1/2	7/8	1/8	1-1/4	1/2	12.3

Dimensions in inches, weight in pounds. Weights do not include bushings. See page D-58 for additional bushing information.

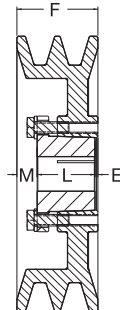


Two Groove FHP Sheaves MST[®] Bushed

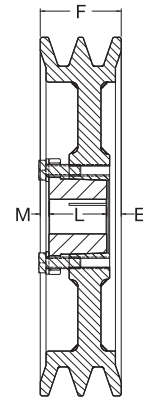
2BK-H



TYPE A
Solid



TYPE B
Web



TYPE C
Arm / Spoke

FHP Sheave — 2BK-H

Part Number	Diameter			Type	Bush	Bush Max. Bore	F	E	L Thru Bore	M	Weight Less Bush
	OD	Datum A(4L) Belts	Datum B(5L) Belts								
2BK32-H	3.35	2.60	3.00	A	H	1-1/2	1-3/4	1-3/8	1-1/4	7/8	2.2
2BK34-H	3.55	2.80	3.20	A	H	1-1/2	1-3/4	1-3/8	1-1/4	7/8	2.6
2BK36-H	3.75	3.00	3.40	A	H	1-1/2	1-3/4	15/16	1-1/4	7/16	2.4
2BK40-H	3.95	3.20	3.60	A	H	1-1/2	1-3/4	15/16	1-1/4	7/16	2.6
2BK45-H	4.25	3.50	3.90	A	H	1-1/2	1-3/4	15/16	1-1/4	7/16	3.1
2BK47-H	4.45	3.70	4.10	B	H	1-1/2	1-3/4	1/16	1-1/4	7/16	3.2
2BK50-H	4.75	4.00	4.40	B	H	1-1/2	1-3/4	1/16	1-1/4	7/16	3.7
2BK52-H	4.95	4.20	4.60	B	H	1-1/2	1-3/4	1/16	1-1/4	7/16	4.1
2BK55-H	5.25	4.50	4.90	B	H	1-1/2	1-3/4	1/16	1-1/4	7/16	4.2
2BK57-H	5.45	4.70	5.10	B	H	1-1/2	1-3/4	1/16	1-1/4	7/16	4.5
2BK60-H	5.75	5.00	5.40	B	H	1-1/2	1-3/4	1/16	1-1/4	7/16	4.9
2BK62-H	5.95	5.20	5.60	B	H	1-1/2	1-3/4	1/16	1-1/4	7/16	5.2
2BK65-H	6.25	5.50	5.90	C	H	1-1/2	1-3/4	5/16	1-1/4	3/16	5.7
2BK67-H	6.45	5.70	6.10	C	H	1-1/2	1-3/4	5/16	1-1/4	3/16	5.8
2BK70-H	6.75	6.00	6.40	C	H	1-1/2	1-3/4	5/16	1-1/4	3/16	6.1
2BK72-H	6.95	6.20	6.60	C	H	1-1/2	1-3/4	5/16	1-1/4	3/16	6.1
2BK80-H	7.75	7.00	7.40	C	H	1-1/2	1-3/4	5/16	1-1/4	3/16	7.4
2BK90-H	8.75	8.00	8.40	C	H	1-1/2	1-3/4	5/16	1-1/4	3/16	8.5
2BK100-H	9.75	9.00	9.40	C	H	1-1/2	1-3/4	5/16	1-1/4	3/16	9.7
2BK110-H	10.75	10.00	10.40	C	H	1-1/2	1-3/4	5/16	1-1/4	3/16	10.9
2BK120-H	11.75	11.00	11.40	C	H	1-1/2	1-3/4	5/16	1-1/4	3/16	12.0
2BK130-H	12.75	12.00	12.40	C	H	1-1/2	1-3/4	5/16	1-1/4	3/16	13.4
2BK140-H	13.75	13.00	13.40	C	H	1-1/2	1-3/4	5/16	1-1/4	3/16	15.3
2BK160-H	15.75	15.00	15.40	C	H	1-1/2	1-3/4	5/16	1-1/4	3/16	17.8
2BK190-H	18.75	18.00	18.40	C	H	1-1/2	1-3/4	5/16	1-1/4	3/16	22.8

Dimensions in inches, weight in pounds. Weights do not include bushings. See page D-58 for additional bushing information.

MST "H" Bushings – Inch Bore

Diameter Of Shaft	Keyway Width x Depth	Diameter Of Shaft	Keyway Width x Depth
3/8	NONE	1	1/4 x 1/8
7/16	NONE	1-1/16	1/4 x 1/8
1/2	1/8 x 1/16	1-1/8	1/4 x 1/8
9/16	1/8 x 1/16	1-3/16	1/4 x 1/8
19/32	1/8 x 1/16	1-1/4	1/4 x 1/8
5/8	3/16 x 3/32	1-5/16	5/16 x 1/16
21/32	3/16 x 3/32	1-3/8	5/16 x 1/16
11/16	3/16 x 3/32	1-3/8	3/8 x 1/16
3/4	3/16 x 3/32	1-7/16	3/8 x 1/16
25/32	3/16 x 3/32	1-1/2	3/8 x 1/32
13/16	3/16 x 3/32		
7/8	3/16 x 3/32		
15/16	1/4 x 1/8		
31/32	1/4 x 1/8		

MST "H" Bushings – Millimeter Bore

Diameter Of Shaft	Keyway Width x Depth	Diameter Of Shaft	Keyway Width x Depth
10	NONE	22	6 x 2.8
11	NONE	24	8 x 3.3
12	NONE	25	8 x 3.3
14	5 x 2.3	28	8 x 3.3
16	5 x 2.3	30	8 x 3.3
18	6 x 2.8	32	10 x 1.3
19	6 x 2.8	35	10 x 0.3
20	6 x 2.8	36	10 x 1.3
		38	10 x 0.3